

---

# liga endesa News

---

**Nº 1034**

**YEAR XXIX - 5th February 2018. Communication Department**

---

**SEASON  
2017-2018**

**R O U N D**

**19**

## C O N T E N T S

Results and Standings .....	2
Top Scorers .....	2
Player of the Round .....	3
League Scoreboard .....	4
Top League Performances .....	4
Player Stats .....	5-6
Team Form .....	7
Team Stats .....	7-8
Accumulated Stats .....	9-17
Next Round and Past Match-ups .....	18

**enesa**

**Main ACB Sponsor**

# ACB 2017/2018 - Results and Standings



## ROUND 19 RESULTS


( 3rd - 4th February 2018 )

VALENCIA BASKET - REAL BETIS ENERGÍA PLUS	(103-67)
BASKONIA - FC BARCELONA LASSA	( 96-72 )
UNICAJA - UCAM MURCIA	( 78-67 )
RETABET BILBAO B. - MONTAKIT FUENLABRADA	( 77-83 )
IBEROSTAR TENERIFE - SAN PABLO BURGOS	( 84-76 )
DIVINA SEGUROS JOV. - MOVISTAR ESTUDIANTES	( 93-96 )
MORABANC ANDORRA - REAL MADRID	( 89-87 )
DELTECO GBC - HERBALIFE GRAN CANARIA	( 80-87 )
TECNYCONTA ZARAGOZA - MONBUS OBRADOIRO	( 93-87 )

## ACB STANDINGS 2017-2018

PO	TEAMS	G	W	L	POINTS	
					+	-
1	REAL MADRID	19	17	2	1.747	1.500
2	VALENCIA BASKET	19	13	6	1.606	1.458
3	FC BARCELONA LASSA	19	12	7	1.691	1.560
4	UNICAJA	19	12	7	1.539	1.413
5	BASKONIA	19	12	7	1.597	1.523
6	MONTAKIT FUENLABRADA	19	12	7	1.471	1.520
7	HERBALIFE GRAN CANARIA	19	11	8	1.620	1.576
8	IBEROSTAR TENERIFE	19	11	8	1.464	1.421
9	MORABANC ANDORRA	19	10	9	1.596	1.558
10	UCAM MURCIA	19	10	9	1.484	1.465
11	MONBUS OBRADOIRO	19	9	10	1.457	1.501
12	DELTECO GBC	19	8	11	1.513	1.518
13	MOVISTAR ESTUDIANTES	19	8	11	1.576	1.607
14	TECNYCONTA ZARAGOZA	19	6	13	1.529	1.636
15	RETABET BILBAO BASKET	19	6	13	1.491	1.605
16	SAN PABLO BURGOS	19	6	13	1.512	1.660
17	DIVINA SEGUROS JOVENTUT	19	4	15	1.495	1.636
18	REAL BETIS ENERGÍA PLUS	19	4	15	1.433	1.664


## TOP SCORERS



	PTS	GA	AVE				
1 LANDESBERG, S.	351	18	19,5	26 CARROLL, JAYCEE	210	18	11,7
2 NEAL, GARY	295	16	18,4	27 WAYNS, MAALIK	163	14	11,6
3 SHENGELIA, T.	316	18	17,6	28 RICHARD, PATRICK	208	18	11,6
4 THOMAS, MATT	284	18	15,8	29 CLARK, DANIEL	212	19	11,2
5 PONITKA, MATEUSZ	263	17	15,5	30 GAILIUS, DEIVIDAS	186	17	10,9
6 KELLY, RYAN	292	19	15,4	31 SERAPHIN, KEVIN	153	14	10,9
7 BLAZIC, JAKA	288	19	15,2	32 SHERMADINI, G.	207	19	10,9
8 POPOVIC, MARKO	280	19	14,7	33 PUSTOVYI, ARTEM	206	19	10,8
9 DONCIC, LUKA	253	18	14,1	34 SEELEY, DJ	202	19	10,6
10 NOREL, HENK	262	19	13,8	35 SCHILB, BLAKE	190	18	10,6
11 GREEN, ERICK	246	18	13,7	36 TABU, JONATHAN	168	16	10,5
12 HANNAH, CLEVIN	254	19	13,4	37 SWING, JORDAN	198	19	10,4
13 FERNÁNDEZ, JAIME	251	19	13,2	38 FISHER, COREY	196	19	10,3
14 MUMBRÚ, ÁLEX	250	19	13,2	39 SMITS, ROLANDS	195	19	10,3
15 HEURTEL, THOMAS	231	18	12,8	40 SOKO, OVIE	195	19	10,3
16 CHERY, KENNY	205	16	12,8	41 PLEISS, TIBOR	191	19	10,1
17 NEDOVIC, NEMANJA	212	17	12,5	42 GRANGER, JAYSON	189	19	9,9
18 EYENGA, C.	236	19	12,4	43 TOBEY, MIKE	177	18	9,8
19 THOMPSON, DEON	234	19	12,3	44 BÁEZ, EULIS	157	16	9,8
20 JORDAN, JEROME	227	19	11,9	45 BENITE, VITOR	184	19	9,7
21 BROWN, ALEC	224	19	11,8	46 ANOSIKE, ODERAH	183	19	9,6
22 TODOROVIC, D.	224	19	11,8	47 OLIVER, ALBERT	144	15	9,6
23 ERIKSSON, MARCUS	200	17	11,8	48 CAMPAZZO, FACU	182	19	9,6
24 CRUZ, FRANCISCO	223	19	11,7	49 RADOVIC, NEMANJA	171	18	9,5
25 BEAUBOIS, R.	187	16	11,7	50 HANGA, ADAM	178	19	9,4

# PLAYER OF THE ROUND

## Gary NEAL (Tecnyconta Zaragoza)



**Gary Neal** is the top player from Round 19. The Tecnyconta Zaragoza guard starred against Monbus Obradoiro at the Pabellón Príncipe Felipe his best match of the season. The american player scored 36 points (6/9 3FG, 4/7 2FG and 10/11 FT) and 2 rebounds on his way to a Points Evaluation (PE) of 33. His performance also included 3 assists and 8 fouls received. The accolade is his second in his career in Liga Endesa.


### ACB Points Evaluation Formula

PE (Points Evaluation) = [Points+Reb.+Ast.+Stl.+FP rec.+Blk.] - [Miss. shots+Tov.+Blk. rec.+PF]

### ROUND 19 EVALUATION

PLAYER	PE	Pts.	Reb.	Ast.	Stl.	Tov.	PF	PFr.	Blk.	Blkr	3FG	2FG	FT
NEAL, GARY	33	36	2	3	0	4	3	8	0	2	6/9	4/7	10/11
CAMPAZZO, FACU	32	19	6	8	2	0	3	6	0	0	1/4	5/8	6/6
SANÉ, LANDING	30	24	6	1	2	0	2	2	2	0	6/10	2/3	2/2
LANDESBERG, S.	30	28	4	0	1	1	3	8	0	0	2/6	7/10	8/8
VÁZQUEZ, FRAN	29	19	8	1	1	1	2	4	2	0	0/0	8/10	3/4
BEAUBOIS, R.	29	24	1	1	3	1	3	9	0	0	1/3	7/7	7/10
POPOVIC, MARKO	28	25	2	4	1	2	2	8	0	0	4/9	4/4	5/8
THOMPSON, DEON	27	19	12	0	1	1	0	4	0	0	0/1	8/11	3/7
MUMBRÚ, ÁLEX	26	19	2	4	1	0	3	6	1	0	2/5	3/3	7/8
CHERY, KENNY	26	24	7	3	2	5	2	3	0	0	2/6	6/8	6/6
DOORNEKAMP, A.	26	16	6	5	1	0	1	3	1	0	4/7	1/1	2/4
JORDAN, JEROME	25	20	7	2	0	2	4	7	1	1	0/0	7/11	6/7
PONITKA, MATEUSZ	24	15	3	6	4	3	1	3	0	0	0/1	7/8	1/2
GREEN, ERICK	24	19	0	2	1	0	1	5	0	0	1/3	4/4	8/8
VOIGTMANN, J.	24	8	10	7	1	1	1	1	1	0	0/1	4/5	0/0

## RANKING ACB



	Total Gam	Ave
1 SHENGELIA, T.	373	18 20,7
2 PONITKA, MATEUSZ	345	17 20,3
3 NOREL, HENK	381	19 20,1
4 DONCIC, LUKA	357	18 19,8
5 LANDESBERG, S.	285	18 15,8
6 NEAL, GARY	251	16 15,7
7 JORDAN, JEROME	296	19 15,6
8 THOMPSON, DEON	293	19 15,4
9 THOMAS, MATT	270	18 15,0
10 KELLY, RYAN	284	19 14,9
11 SHERMADINI, G.	283	19 14,9
12 HANNAH, CLEVIN	282	19 14,8
13 HEURTEL, THOMAS	265	18 14,7
14 PUSTOVYI, ARTEM	272	19 14,3
15 POPOVIC, MARKO	266	19 14,0
16 FERNÁNDEZ, JAIME	262	19 13,8
17 SUÁREZ, CARLOS	260	19 13,7
18 PLEISS, TIBOR	255	19 13,4
19 GREEN, ERICK	236	18 13,1
20 BLAZIC, JAKA	249	19 13,1
21 MUMBRÚ, ÁLEX	248	19 13,1
22 CAMPAZZO, FACU	246	19 12,9
23 DUBLJEVIC, BOJAN	181	14 12,9
24 GRANGER, JAYSON	239	19 12,6
25 REYES, FELIPE	211	17 12,4
26 COOK, OMAR	233	19 12,3
27 BEAUBOIS, R.	196	16 12,3
28 VOIGTMANN, J.	219	18 12,2
29 BÁEZ, EULIS	194	16 12,1
30 EYENGA, C.	228	19 12,0
31 BALVIN, ONDREJ	218	19 11,5
32 HANGA, ADAM	215	19 11,3
33 VIDAL, SERGI	201	18 11,2
34 BROWN, ALEC	212	19 11,2
35 ANOSIKE, ODERAH	209	19 11,0
36 ORIOLA, PIERRE	185	17 10,9
37 SCHILB, BLAKE	195	18 10,8
38 VARNADO, JARVIS	205	19 10,8
39 TOBEY, MIKE	194	18 10,8
40 RICHARD, PATRICK	194	18 10,8
41 ERIKSSON, MARCUS	180	17 10,6
42 VAN ROSSOM, SAM	179	17 10,5
43 NEDOVIC, NEMANJA	179	17 10,5
44 CHERY, KENNY	168	16 10,5
45 SEELEY, DJ	197	19 10,4
46 OLIVER, ALBERT	154	15 10,3
47 CRUZ, FRANCISCO	195	19 10,3
48 TODOROVIC, D.	195	19 10,3
49 TOMIC, ANTE	164	16 10,3
50 SERAPHIN, KEVIN	142	14 10,1



Oficial ACB Sponsor

# ACB STATS SERVICE



	Baskonia	Divina Seguros Joventut	FC Barcelona Lassa	Delteco GBC	Herbalife Gran Canaria	Iberostar Tenerife	Monbus Obradoiro	Montakit Fuenlabrada	MoraBanc Andorra	Movistar Estudiantes	Real Betis Energía Plus	Real Madrid	RETAbet Bilbao Basket	San Pablo Burgos	Tecnyconta Zaragoza	UCAM Murcia	Unicaja	Valencia Basket
Baskonia		87-77	96-72	88-86			85-78			94-76	94-70	69-81	94-71		73-78			78-74
Divina Seguros Joventut			72-74	76-67		73-76			103-101	93-96	81-76	66-84		81-88	94-83	62-71		
FC Barcelona Lassa	87-82	91-79			77-88	91-93	102-58	101-74						111-81		94-97	73-76	79-74
Delteco GBC			77-101		80-87	89-70		81-76	60-64		94-60	84-98	87-91			67-69	71-63	
Herbalife Gran Canaria	100-82	94-69		84-76				87-65		99-95	83-90		90-85	87-80	90-70			
Iberostar Tenerife	86-74				92-71					77-59	87-70	74-84	83-69	84-76		84-78	81-77	67-70
Monbus Obradoiro		77-68		69-72	79-65	75-64			65-77			93-102		94-69	80-74			96-77
Montakit Fuenlabrada	80-75	83-78				79-68	65-73		77-85				82-68		88-82	88-86	77-69	
MoraBanc Andorra	94-97		102-92		78-76	58-48		94-95			96-68	89-87	99-91	91-99			66-60	
Movistar Estudiantes	87-89	101-94	80-70	75-92			95-67	69-71	81-72							79-91		73-71
Real Betis Energía Plus			82-89	88-94			83-77	70-73		81-90		63-98	86-94		70-67			80-90
Real Madrid			80-84		96-72			100-72	94-88	96-89			95-65		93-65	87-85	99-85	
RETAbet Bilbao Basket		99-74	83-104				74-84	77-83		87-77		80-87		62-78	77-72		70-67	77-81
San Pablo Burgos	76-100			76-99		65-81		69-71		72-87	92-88	95-100				89-86	78-85	
Tecnyconta Zaragoza			86-99	97-73	95-99	89-77	93-87		95-78	102-97				73-79		73-77	77-102	
UCAM Murcia	78-67				84-78	74-72	60-62		81-77		63-70		82-71				64-74	91-93
Unicaja	72-73	86-74			94-87		96-76			89-70	99-71			93-72		78-67		74-67
Valencia Basket		102-81		86-64	89-83		80-67	88-72	89-87		103-67	82-86		87-78	103-58			

## TOP LEAGUE PERFORMANCES

	TOP PERFORMANCES	ROUND 19	BEST OF THE SEASON
	<b>TOP TEAM PERFORMANCES</b>		
BEST OFFENSE		VALENCIA BASKET (103)	FC BARCELONA LASSA (111 - Round 3)
BEST DEFENSE		VALENCIA BASKET (67)	MORABANC ANDORRA (48 - Round 6)
		UNICAJA (67)	
LOWER SCORE VICTORY		UNICAJA (78)	MORABANC ANDORRA (58 - Round 6)
HIGHEST SCORE LOSE		DIVINA SEGUROS JOVENTUT (93)	MORABANC ANDORRA (101 - Round 7)
FIELD GOALS MADE		BASKONIA (26)	GIPUZKOA BASKET (34 - Round 2)
3 POINT THROWS MADE		VALENCIA BASKET (16)	REAL MADRID (19 - Round 12)
FREETHROWS MADE		RETABET BILBAO BASKET (28)	MORABANC ANDORRA (39 - Round 7)
		TECNYCONTA ZARAGOZA (28)	
REBOUNDS		FC BARCELONA LASSA (43)	TECNYCONTA ZARAG. (52 - Round 15)
ASSISTS		VALENCIA BASKET (29)	FC BARCELONA LASSA (30 - Round 3)
EVALUATION		VALENCIA BASKET (147)	VALENCIA BASKET (147 - Round 19)
	<b>TOP INDIVIDUAL PERFORMANCES</b>		
POINTS		NEAL, GARY (36)	NEAL, GARY (36 - Round 19)
FIELD GOALS MADE		VÁZQUEZ, FRAN (8)	NOREL, HENK (11 - Round 1)
		THOMPSON, DEON (8)	NOREL, HENK (11 - Round 2)
		NOREL, HENK (8)	
3 POINT THROWS MADE		SANĒ, LANDING (6)	BLUMS, JANIS (7 - Round 2)
		NEAL, GARY (6)	SIMONS, BEN (7 - Round 12)
			POPOVIC, MARKO (7 - Round 12)
			CORBACHO, ALBERTO (7 - Round 15)
			CARROLL, JAYCEE (7 - Round 17)
FREETHROWS MADE		SOKO, OVIE (10)	NEAL, GARY (13 - Round 10)
		NEAL, GARY (10)	LANDESBERG, SYLVEN (13 - Round 10)
			CHERY, KENNY (13 - Round 18)
REBOUNDS		THOMPSON, DEON (12)	DRAGOVIC, NIKOLA (16 - Round 15)
ASSISTS		ALBICY, ANDREW (10)	COOK, OMAR (12 - Round 4)
			POZAS, PEPE (12 - Round 18)
EVALUATION		NEAL, GARY (33)	SAN EMETERIO, F. (42 - Round 10)

# ACB STATS SERVICE

## PLAYER STATS

### << MINUTES >>

	tot	gam	ave
KELLY, RYAN	553:50	19	29:09
NEAL, GARY	461:45	16	28:52
THOMPSON, DEON	529:49	19	27:53
THOMAS, MATT	493:55	18	27:26
EYENGA, C.	519:38	19	27:21
VIDAL, SERGI	490:16	18	27:14
LANDESBERG, S.	489:01	18	27:10
BLAZIC, JAKA	511:15	19	26:54
SHENGELIA, T.	480:51	18	26:43
COOK, OMAR	499:30	19	26:17
POPOVIC, MARKO	499:26	19	26:17
OLESON, BRAD	464:10	18	25:47
PUSTOVYI, ARTEM	489:56	19	25:47
HANNAH, CLEVIN	483:23	19	25:26
BELLAS, TOMÁS	481:52	19	25:22

### << DUNKS >>

	tot	gam	ave
BALVIN, ONDREJ	36	19	1,89
TOBEY, MIKE	26	18	1,44
JORDAN, JEROME	27	19	1,42
POIRIER, VINCENT	25	18	1,39
PUSTOVYI, ARTEM	25	19	1,32
PLEISS, TIBOR	25	19	1,32
GLADNESS, M.	19	17	1,12
VARNADO, JARVIS	19	19	1,00
TUMBA, KEVIN	18	19	0,95
AGBELESE, DANNY	17	18	0,94
SERAPHIN, KEVIN	13	14	0,93
DIOP, ILMANE	12	13	0,92
KELLY, RYAN	17	19	0,89
SHENGELIA, T.	16	18	0,89
VÁZQUEZ, FRAN	15	19	0,79

### << ASSISTS >>

	tot	gam	ave
COOK, OMAR	133	19	7,00
HEURTEL, THOMAS	119	18	6,61
GRANGER, JAYSON	98	19	5,16
POZAS, PEPE	93	19	4,89
DONCIC, LUKA	81	18	4,50
CAMPAZZO, FACU	82	19	4,32
FERNÁNDEZ, JAIME	79	19	4,16
NEDOVIC, NEMANJA	70	17	4,12
ALBICY, ANDREW	73	18	4,06
HANNAH, CLEVIN	77	19	4,05
HUERTAS, M.	77	19	4,05
PÉREZ, DANIEL	71	18	3,94
VAN ROSSOM, SAM	67	17	3,94
BELLAS, TOMÁS	70	19	3,68
MEKEL, GAL	70	19	3,68

### << DEFENSIVE REBOUNDS >>

	tot	gam	ave
DUBLJEVIC, BOJAN	67	14	4,79
DONCIC, LUKA	86	18	4,78
DRAGOVIC, NIKOLA	90	19	4,74
PLEISS, TIBOR	86	19	4,53
NOREL, HENK	82	19	4,32
PUSTOVYI, ARTEM	82	19	4,32
VOIGTMANN, J.	75	18	4,17
RADOVIC, NEMANJA	72	18	4,00
THOMPSON, DEON	75	19	3,95
VARNADO, JARVIS	75	19	3,95
SUTON, GORAN	75	19	3,95
BLAZIC, JAKA	75	19	3,95
SHENGELIA, T.	71	18	3,94
EYENGA, C.	74	19	3,89
KELLY, RYAN	70	19	3,68

### << OFFENSIVE REBOUNDS >>

	tot	gam	ave
NOREL, HENK	63	19	3,32
AUGUSTINE, JAMES	51	19	2,68
PONITKA, MATEUSZ	44	17	2,59
REYES, FELIPE	43	17	2,53
JORDAN, JEROME	48	19	2,53
THOMPSON, DEON	45	19	2,37
TUMBA, KEVIN	45	19	2,37
TOBEY, MIKE	41	18	2,28
DIAGNE, MOUSSA	36	16	2,25
TOMIC, ANTE	36	16	2,25
DUBLJEVIC, BOJAN	31	14	2,21
ANOSIKE, ODERAH	42	19	2,21
TOMÁS, PERE	34	17	2,00
SHENGELIA, T.	35	18	1,94
O'LEARY, IAN	36	19	1,89

### << TOTAL REBOUNDS >>

	def	off	tot	gam	ave
NOREL, HENK	82	63	145	19	7,63
DUBLJEVIC, BOJAN	67	31	98	14	7,00
PLEISS, TIBOR	86	34	120	19	6,32
THOMPSON, DEON	75	45	120	19	6,32
AUGUSTINE, JAMES	67	51	118	19	6,21
PONITKA, MATEUSZ	59	44	103	17	6,06
PUSTOVYI, ARTEM	82	33	115	19	6,05
DRAGOVIC, NIKOLA	90	23	113	19	5,95
SHENGELIA, T.	71	35	106	18	5,89
TOBEY, MIKE	65	41	106	18	5,89
ANOSIKE, ODERAH	69	42	111	19	5,84
DONCIC, LUKA	86	19	105	18	5,83
RADOVIC, NEMANJA	72	31	103	18	5,72
JORDAN, JEROME	60	48	108	19	5,68
TUMBA, KEVIN	63	45	108	19	5,68



Main ACB Sponsor

VIAJES El Corte Inglés

SPALDING

KYOCERA

GLS

Official ACB Partners



# ACB STATS SERVICE

## << FREE THROWS >>

	M1/A1	gam	%	ave
NEAL, GARY	83/89	16	93,26 %	5,19
LANDESBERG, S.	88/121	18	72,73 %	4,89
BLAZIC, JAKA	86/124	19	69,35 %	4,53
PONITKA, MATEUSZ	76/96	17	79,17 %	4,47
SHENGELIA, T.	71/101	18	70,30 %	3,94
KELLY, RYAN	74/92	19	80,43 %	3,89
SHERMADINI, G.	73/81	19	90,12 %	3,84
SOKO, OVIE	69/87	19	79,31 %	3,63
JORDAN, JEROME	69/89	19	77,53 %	3,63
GREEN, ERICK	62/70	18	88,57 %	3,44
DONCIC, LUKA	62/76	18	81,58 %	3,44
FERNÁNDEZ, JAIME	62/82	19	75,61 %	3,26
REYES, FELIPE	52/70	17	74,29 %	3,06
NOREL, HENK	57/79	19	72,15 %	3,00
POPOVIC, MARKO	56/66	19	84,85 %	2,95

## << FREE THROWS % >>

	M1/A1	gam	ave	%
MARTÍNEZ, RAFA	35/35	19	1,84	100,00 %
THOMAS, MATT	45/48	18	2,50	93,75 %
CHERY, KENNY	43/46	16	2,69	93,48 %
NEAL, GARY	83/89	16	5,19	93,26 %
SAN EMETERIO, F.	44/48	10	4,40	91,67 %
BROWN, ALEC	40/44	19	2,11	90,91 %
SHERMADINI, G.	73/81	19	3,84	90,12 %
HANNAH, CLEVIN	53/59	19	2,79	89,83 %
SUÁREZ, CARLOS	52/58	19	2,74	89,66 %
BOUNGOU-COLO, N.	42/47	9	4,67	89,36 %
GREEN, ERICK	62/70	18	3,44	88,57 %
HUERTAS, M.	31/35	19	1,63	88,57 %
BELLAS, TOMÁS	48/55	19	2,53	87,27 %
ALBICY, ANDREW	40/46	18	2,22	86,96 %
SWING, JORDAN	34/40	19	1,79	85,00 %

## << STEALS >>

	tot	gam	ave
CAMPAZZO, FACU	38	19	2,00
FERNÁNDEZ, JAIME	31	19	1,63
HANGA, ADAM	29	19	1,53
RICHARD, PATRICK	26	18	1,44
RABASEDA, XAVI	24	17	1,41
COOK, OMAR	25	19	1,32
VENTURA, ALBERT	24	19	1,26
NELSON, LUKE	24	19	1,26
VAN LACKE, FEDE	24	19	1,26
SHENGELIA, T.	22	18	1,22
ROJAS, SADIÉL	23	19	1,21
DÍAZ, ALBERTO	23	19	1,21
PRESSEY, PHIL	21	18	1,17
WAYNS, MAALIK	16	14	1,14
HEURTEL, THOMAS	20	18	1,11

## << TURNOVERS >>

	tot	gam	ave
NEAL, GARY	45	16	2,81
HEURTEL, THOMAS	46	18	2,56
CRUZ, FRANCISCO	47	19	2,47
SWING, JORDAN	45	19	2,37
SOKO, OVIE	41	19	2,16
NELSON, LUKE	41	19	2,16
TABU, JONATHAN	34	16	2,13
MEKEL, GAL	40	19	2,11
GRANGER, JAYSON	39	19	2,05
EYENGA, C.	38	19	2,00
HANNAH, CLEVIN	38	19	2,00
SAN MIGUEL, R.	36	18	2,00
TODOROVIC, D.	37	19	1,95
PUSTOVYI, ARTEM	37	19	1,95
GAILIUS, D.	33	17	1,94

## << FIELD GOALS >>

	M2/A2	gam	%	ave
SHENGELIA, T.	100/162	18	61,73 %	5,56
NOREL, HENK	101/170	19	59,41 %	5,32
PONITKA, MATEUSZ	86/126	17	68,25 %	5,06
LANDESBERG, S.	85/162	18	52,47 %	4,72
SERAPHIN, KEVIN	66/119	14	55,46 %	4,71
THOMPSON, DEON	83/145	19	57,24 %	4,37
ANOSIKE, ODERAH	79/142	19	55,63 %	4,16
JORDAN, JEROME	79/147	19	53,74 %	4,16
KELLY, RYAN	79/172	19	45,93 %	4,16
TOBEY, MIKE	73/124	18	58,87 %	4,06
PUSTOVYI, ARTEM	77/126	19	61,11 %	4,05
NEAL, GARY	64/132	16	48,48 %	4,00
PLEISS, TIBOR	75/131	19	57,25 %	3,95
HEURTEL, THOMAS	69/117	18	58,97 %	3,83
HUSKIC, GORAN	69/125	19	55,20 %	3,63

## << FIELD GOALS % >>

	M2/A2	gam	ave	%
VICEDO, EDGAR	39/56	19	2,05	69,64 %
SHERMADINI, G.	67/98	19	3,53	68,37 %
PONITKA, MATEUSZ	86/126	17	5,06	68,25 %
BALVIN, ONDREJ	62/93	19	3,26	66,67 %
SAIZ, SEBAS	60/91	19	3,16	65,93 %
JENKINS, JOHN	47/73	10	4,70	64,38 %
AGBELESE, DANNY	49/77	18	2,72	63,64 %
CAMPAZZO, FACU	49/77	19	2,58	63,64 %
O'LEARY, IAN	55/87	19	2,89	63,22 %
HANNAH, CLEVIN	48/76	19	2,53	63,16 %
GLADNESS, M.	41/65	17	2,41	63,08 %
ORIOLA, PIERRE	45/72	17	2,65	62,50 %
DE JONG, NICOLAS	56/90	18	3,11	62,22 %
SHENGELIA, T.	100/162	18	5,56	61,73 %
SMITS, ROLANDS	52/85	19	2,74	61,18 %

## << BLOCKS >>

	tot	gam	ave
PUSTOVYI, ARTEM	42	19	2,21
VARNADO, JARVIS	28	19	1,47
JORDAN, JEROME	22	19	1,16
BROWN, ALEC	21	19	1,11
EYENGA, C.	18	19	0,95
PLEISS, TIBOR	18	19	0,95
KELLY, RYAN	17	19	0,89
THOMPSON, DEON	17	19	0,89
BALVIN, ONDREJ	17	19	0,89
TUMBA, KEVIN	17	19	0,89
SERAPHIN, KEVIN	11	14	0,79
FAKUADE, MICHAEL	14	18	0,78
GLADNESS, M.	13	17	0,76
TOBEY, MIKE	13	18	0,72
HUSKIC, GORAN	13	19	0,68

## << RECEIVED BLOCKS >>

	tot	gam	ave
BLAZIC, JAKA	21	19	1,11
LANDESBERG, S.	16	18	0,89
THOMAS, MATT	15	18	0,83
CRUZ, FRANCISCO	12	19	0,63
HUSKIC, GORAN	12	19	0,63
ANOSIKE, ODERAH	12	19	0,63
DELÍA, MARCOS	11	19	0,58
JORDAN, JEROME	11	19	0,58
FERNÁNDEZ, JAIME	11	19	0,58
RADOVIC, NEMANJA	10	18	0,56
REYES, FELIPE	9	17	0,53
SOKO, OVIE	10	19	0,53
EYENGA, C.	10	19	0,53
TODOROVIC, D.	10	19	0,53
REDIVO, LUCIO	9	18	0,50

## << 3 POINT THROWS MADE >>

	M3/A3	gam	%	ave
POPOVIC, MARKO	52/146	19	35,62 %	2,74
ERIKSSON, MARCUS	42/92	17	45,65 %	2,47
CARROLL, JAYCEE	42/78	18	53,85 %	2,33
THOMAS, MATT	41/86	18	47,67 %	2,28
FERNÁNDEZ, RUDY	31/59	14	52,54 %	2,21
TODOROVIC, D.	41/101	19	40,59 %	2,16
MUMBRÚ, ÁLEX	39/108	19	36,11 %	2,05
NEDOVIC, NEMANJA	34/96	17	35,42 %	2,00
MARTÍNEZ, RAFA	37/77	19	48,05 %	1,95
JANNING, MATT	34/72	18	47,22 %	1,89
HANNAH, CLEVIN	35/85	19	41,18 %	1,84
CORBACHO, A.	27/75	15	36,00 %	1,80
BLUMS, JANIS	34/101	19	33,66 %	1,79
OLESON, BRAD	32/99	18	32,32 %	1,78
RIBAS, PAU	30/69	17	43,48 %	1,76

## << 3 POINT THROWS MADE % >>

	M3/A3	gam	ave	%
CARROLL, JAYCEE	42/78	18	2,33	53,85 %
FERNÁNDEZ, RUDY	31/59	14	2,21	52,54 %
MARTÍNEZ, RAFA	37/77	19	1,95	48,05 %
THOMAS, MATT	41/86	18	2,28	47,67 %
JANNING, MATT	34/72	18	1,89	47,22 %
JELÍNEK, DAVID	31/66	19	1,63	46,97 %
ERIKSSON, MARCUS	42/92	17	2,47	45,65 %
WACZYNSKI, ADAM	27/60	19	1,42	45,00 %
VAN ROSSOM, SAM	26/58	17	1,53	44,83 %
DOORNEKAMP, A.	26/59	19	1,37	44,07 %
RIBAS, PAU	30/69	17	1,76	43,48 %
OLIVER, ALBERT	23/53	15	1,53	43,40 %
KOPONEN, PETTERI	22/51	17	1,29	43,14 %
BEAUBOIS, R.	25/58	16	1,56	43,10 %
BARREIRO, J.	21/49	19	1,11	42,86 %

## << PERSONAL AND TECHNICAL FOULS >>

	tot	gam	ave
VARGAS, GREGORY	72	19	3,79
ROJAS, SADIÉL	66	19	3,47
SOKO, OVIE	65	19	3,42
BROWN, ALEC	64	19	3,37
PUSTOVYI, ARTEM	63	19	3,32
RICHOTTI, NICO	49	15	3,27
TUMBA, KEVIN	61	19	3,21
KLOOF, CHARLON	60	19	3,16
POPOVIC, MARKO	59	19	3,11
TOBEY, MIKE	55	18	3,06
JORDAN, JEROME	58	19	3,05
SMITS, ROLANDS	58	19	3,05
DOORNEKAMP, A.	57	19	3,00
TABU, JONATHAN	48	16	3,00
BIRGANDER, SIMON	45	15	3,00

## << RECEIVED FOULS >>

	tot	gam	ave
LANDESBERG, S.	106	18	5,89
SHENGELIA, T.	96	18	5,33
PONITKA, MATEUSZ	88	17	5,18
POPOVIC, MARKO	94	19	4,95
JORDAN, JEROME	91	19	4,79
NOREL, HENK	90	19	4,74
KELLY, RYAN	86	19	4,53
BLAZIC, JAKA	85	19	4,47
NEAL, GARY	70	16	4,38
FERNÁNDEZ, JAIME	82	19	4,32
MUMBRÚ, ÁLEX	79	19	4,16
DONCIC, LUKA	73	18	4,06
GRANGER, JAYSON	74	19	3,89
ANOSIKE, ODERAH	72	19	3,79
SHERMADINI, G.	71	19	3,74

# ACB STATS SERVICE

## TEAM STATS

### <<BEST OFFENSE>>

	pts	gam	ave
REAL MADRID	1747	19	91,95
FC BARCELONA LASSA	1691	19	89,00
HERBALIFE GRAN CANARIA	1620	19	85,26
VALENCIA BASKET	1606	19	84,53
BASKONIA	1597	19	84,05
MORABANC ANDORRA	1596	19	84,00
MOVISTAR ESTUDIANTES	1576	19	82,95
UNICAJA	1539	19	81,00
TECNYCONTA ZARAGOZA	1529	19	80,47
DELTECO GBC	1513	19	79,63
SAN PABLO BURGOS	1512	19	79,58
DIVINA SEGUROS JOVENTUT	1495	19	78,68
RETABET BILBAO BASKET	1491	19	78,47
UCAM MURCIA	1484	19	78,11
MONTAKIT FUENLABRADA	1471	19	77,42
IBEROSTAR TENERIFE	1464	19	77,05
MONBUS OBRADOIRO	1457	19	76,68
REAL BETIS ENERGIA PLUS	1433	19	75,42

### <<BEST DEFENSE>>

	pts	gam	ave
UNICAJA	1413	19	74,37
IBEROSTAR TENERIFE	1421	19	74,79
VALENCIA BASKET	1458	19	76,74
UCAM MURCIA	1465	19	77,11
REAL MADRID	1500	19	78,95
MONBUS OBRADOIRO	1501	19	79,00
DELTECO GBC	1518	19	79,89
MONTAKIT FUENLABRADA	1520	19	80,00
BASKONIA	1523	19	80,16
MORABANC ANDORRA	1558	19	82,00
FC BARCELONA LASSA	1560	19	82,11
HERBALIFE GRAN CANARIA	1576	19	82,95
RETABET BILBAO BASKET	1605	19	84,47
MOVISTAR ESTUDIANTES	1607	19	84,58
DIVINA SEGUROS JOVENTUT	1636	19	86,11
TECNYCONTA ZARAGOZA	1636	19	86,11
SAN PABLO BURGOS	1660	19	87,37
REAL BETIS ENERGIA PLUS	1664	19	87,58

### << DUNKS >>

	tot	gam	ave
HERBALIFE GRAN CANARIA	81	19	4,26
BASKONIA	73	19	3,84
IBEROSTAR TENERIFE	69	19	3,63
REAL MADRID	56	19	2,95
UCAM MURCIA	51	19	2,68
VALENCIA BASKET	50	19	2,63
FC BARCELONA LASSA	49	19	2,58
MONBUS OBRADOIRO	47	19	2,47
DIVINA SEGUROS JOVENTUT	41	19	2,16
RETABET BILBAO BASKET	39	19	2,05
MORABANC ANDORRA	39	19	2,05
DELTECO GBC	38	19	2,00
TECNYCONTA ZARAGOZA	37	19	1,95
UNICAJA	37	19	1,95
SAN PABLO BURGOS	36	19	1,89
REAL BETIS ENERGIA PLUS	36	19	1,89
MOVISTAR ESTUDIANTES	33	19	1,74
MONTAKIT FUENLABRADA	32	19	1,68

### << ASSISTS >>

	tot	gam	ave
FC BARCELONA LASSA	392	19	20,63
BASKONIA	357	19	18,79
UNICAJA	355	19	18,68
REAL MADRID	332	19	17,47
MOVISTAR ESTUDIANTES	330	19	17,37
VALENCIA BASKET	330	19	17,37
HERBALIFE GRAN CANARIA	323	19	17,00
SAN PABLO BURGOS	309	19	16,26
IBEROSTAR TENERIFE	300	19	15,79
MONBUS OBRADOIRO	293	19	15,42
DELTECO GBC	292	19	15,37
MORABANC ANDORRA	284	19	14,95
MONTAKIT FUENLABRADA	280	19	14,74
REAL BETIS ENERGIA PLUS	274	19	14,42
TECNYCONTA ZARAGOZA	268	19	14,11
DIVINA SEGUROS JOVENTUT	264	19	13,89
RETABET BILBAO BASKET	261	19	13,74
UCAM MURCIA	220	19	11,58

### << EVALUATION >>

	tot	gam	ave
REAL MADRID	2014	19	106,00
FC BARCELONA LASSA	1895	19	99,74
VALENCIA BASKET	1895	19	99,74
BASKONIA	1835	19	96,58
UNICAJA	1804	19	94,95
HERBALIFE GRAN CANARIA	1790	19	94,21
MOVISTAR ESTUDIANTES	1670	19	87,89
MORABANC ANDORRA	1626	19	85,58
IBEROSTAR TENERIFE	1611	19	84,79
DELTECO GBC	1576	19	82,95
SAN PABLO BURGOS	1562	19	82,21
TECNYCONTA ZARAGOZA	1537	19	80,89
MONBUS OBRADOIRO	1511	19	79,53
MONTAKIT FUENLABRADA	1460	19	76,84
UCAM MURCIA	1445	19	76,05
RETABET BILBAO BASKET	1423	19	74,89
DIVINA SEGUROS JOVENTUT	1418	19	74,63
REAL BETIS ENERGIA PLUS	1394	19	73,37

## TEAM FORM

	ROUND																																		TO TAL	HO ME	AW AY	SERIE		
	1	2	3	4	5	6	7	8	9	10	11	12	13	14	15	16	17	18	19	20	21	22	23	24	25	26	27	28	29	30	31	32	33	34				+	-	
BASKONIA	d	v	d	d	v	d	v	v	v	v	v	v	d	d	v	d	v	v	v																12-7	8-2	4-5	6	2	
DELTECO GBC	d	v	v	d	d	d	v	d	v	d	d	d	d	v	v	v	d	v	d																8-11	4-6	4-5	2	4	
DIVINA SEGUROS JOVENTUT	d	d	d	d	d	v	v	d	v	d	d	v	d	d	d	d	d	d	d																4-15	4-6	0-9	2	8*	
FC BARCELONA LASSA	v	v	v	v	d	d	v	v	v	v	d	d	v	v	v	d	d	v	d																12-7	6-4	6-3	4	2	
HERBALIFE GRAN CANARIA	v	v	v	d	v	d	v	d	v	d	v	v	d	d	v	d	d	v	v																11-8	8-1	3-7	3	2	
IBEROSTAR TENERIFE	v	v	d	v	v	d	d	d	d	v	v	v	d	v	d	v	v	d	v																11-8	8-2	3-6	3	4	
MONBUS OBRADOIRO	v	d	v	d	v	v	v	v	v	d	d	d	d	d	d	v	v	d																	9-10	6-3	3-7	5	7	
MONTAKIT FUENLABRADA	v	v	v	v	v	d	d	v	v	d	v	v	v	d	v	d	d	d	v																12-7	7-2	5-5	5	3	
MORABANC ANDORRA	d	d	d	v	d	v	d	v	v	d	v	d	v	v	d	d	v	v	v																10-9	7-3	3-6	3*	3	
MOVISTAR ESTUDIANTES	v	d	d	v	v	d	v	d	d	d	v	d	v	d	d	v	d	d	v																8-11	5-4	3-7	2	3	
REAL BETIS ENERGIA PLUS	d	d	d	d	d	d	d	d	d	d	v	v	v	v	d	d	d	d																	4-15	2-7	2-8	4	10	
REAL MADRID	v	v	v	v	v	v	v	d	v	v	v	v	v	v	v	v	v	v	v																17-2	8-1	9-1	10	1*	
RETABET BILBAO BASKET	d	d	v	v	d	v	d	d	d	d	d	v	d	v	d	v	d	d																	6-13	4-6	2-7	2	5	
SAN PABLO BURGOS	d	d	d	d	d	d	v	d	v	d	d	v	d	v	v	v	d	d																	6-13	2-7	4-6	3	7	
TECNYCONTA ZARAGOZA	d	d	d	d	v	v	v	v	d	d	d	d	d	d	v	d	d	d	v																6-13	5-5	1-8	4	6	
UCAM MURCIA	d	d	v	v	d	v	d	d	v	v	d	d	v	v	d	v	v	v	d																	10-9	5-4	5-5	3	2
UNICAJA	v	v	d	v	d	v	d	d	d	v	v	d	v	d	v	v	v	v	v																12-7	8-1	4-6	6*	3	
VALENCIA BASKET	v	v	v	d	v	v	v	v	d	v	d	v	d	v	d	v	v	d	v																13-6	9-1	4-5	4	2	

Claves: d=defeat / v=victory / with a dot=means home game / asterisk (\*) means the serie is still open

# ACB STATS SERVICE

## << FREE THROWS % >>

	mad	att	%
UNICAJA	308	376	81,91%
VALENCIA BASKET	304	375	81,07%
DIVINA SEGUROS JOVENTUT	282	366	77,05%
TECNYCONTA ZARAGOZA	284	370	76,76%
MONBUS OBRADOIRO	242	318	76,10%
BASKONIA	299	393	76,08%
IBEROSTAR TENERIFE	248	327	75,84%
SAN PABLO BURGOS	263	347	75,79%
UCAM MURCIA	344	460	74,78%
REAL MADRID	308	414	74,40%
RETABET BILBAO BASKET	297	401	74,06%
REAL BETIS ENERGIA PLUS	262	356	73,60%
MOVISTAR ESTUDIANTES	292	397	73,55%
MORABANC ANDORRA	377	517	72,92%
DELTECO GBC	266	369	72,09%
MONTAKIT FUENLABRADA	255	354	72,03%
HERBALIFE GRAN CANARIA	273	385	70,91%
FC BARCELONA LASSA	244	360	67,78%

## << DEFENSIVE REBOUNDS >>

	tot	gam	ave
REAL MADRID	518	19	27,26
DELTECO GBC	499	19	26,26
BASKONIA	498	19	26,21
TECNYCONTA ZARAGOZA	495	19	26,05
MOVISTAR ESTUDIANTES	486	19	25,58
FC BARCELONA LASSA	476	19	25,05
IBEROSTAR TENERIFE	466	19	24,53
VALENCIA BASKET	466	19	24,53
MONBUS OBRADOIRO	464	19	24,42
MORABANC ANDORRA	463	19	24,37
UNICAJA	454	19	23,89
MONTAKIT FUENLABRADA	449	19	23,63
HERBALIFE GRAN CANARIA	445	19	23,42
UCAM MURCIA	441	19	23,21
RETABET BILBAO BASKET	440	19	23,16
SAN PABLO BURGOS	432	19	22,74
REAL BETIS ENERGIA PLUS	414	19	21,79
DIVINA SEGUROS JOVENTUT	413	19	21,74

## << STEALS >>

	tot	gam	ave
FC BARCELONA LASSA	158	19	8,32
DIVINA SEGUROS JOVENTUT	149	19	7,84
MORABANC ANDORRA	137	19	7,21
UNICAJA	137	19	7,21
HERBALIFE GRAN CANARIA	133	19	7,00
UCAM MURCIA	131	19	6,89
SAN PABLO BURGOS	128	19	6,74
REAL BETIS ENERGIA PLUS	128	19	6,74
MOVISTAR ESTUDIANTES	124	19	6,53
VALENCIA BASKET	124	19	6,53
REAL MADRID	124	19	6,53
IBEROSTAR TENERIFE	114	19	6,00
BASKONIA	110	19	5,79
RETABET BILBAO BASKET	110	19	5,79
DELTECO GBC	110	19	5,79
TECNYCONTA ZARAGOZA	102	19	5,37
MONTAKIT FUENLABRADA	89	19	4,68
MONBUS OBRADOIRO	83	19	4,37

## << TURNOVERS >>

	tot	gam	ave
MOVISTAR ESTUDIANTES	200	19	10,53
VALENCIA BASKET	219	19	11,53
UNICAJA	222	19	11,68
REAL MADRID	224	19	11,79
FC BARCELONA LASSA	228	19	12,00
MONBUS OBRADOIRO	228	19	12,00
BASKONIA	229	19	12,05
MORABANC ANDORRA	230	19	12,11
IBEROSTAR TENERIFE	240	19	12,63
UCAM MURCIA	240	19	12,63
HERBALIFE GRAN CANARIA	243	19	12,79
REAL BETIS ENERGIA PLUS	249	19	13,11
TECNYCONTA ZARAGOZA	249	19	13,11
RETABET BILBAO BASKET	251	19	13,21
SAN PABLO BURGOS	256	19	13,47
MONTAKIT FUENLABRADA	258	19	13,58
DIVINA SEGUROS JOVENTUT	259	19	13,63
DELTECO GBC	288	19	15,16

## << FIELD GOALS % >>

	mad	att	%
REAL MADRID	427	713	59,89%
HERBALIFE GRAN CANARIA	432	773	55,89%
IBEROSTAR TENERIFE	398	724	54,97%
FC BARCELONA LASSA	434	791	54,87%
MONTAKIT FUENLABRADA	386	706	54,67%
SAN PABLO BURGOS	410	753	54,45%
BASKONIA	391	721	54,23%
MOVISTAR ESTUDIANTES	384	715	53,71%
VALENCIA BASKET	354	661	53,56%
DIVINA SEGUROS JOVENTUT	368	705	52,20%
UNICAJA	380	729	52,13%
MONBUS OBRADOIRO	345	667	51,72%
DELTECO GBC	415	804	51,62%
RETABET BILBAO BASKET	330	646	51,08%
TECNYCONTA ZARAGOZA	360	719	50,07%
MORABANC ANDORRA	356	712	50,00%
REAL BETIS ENERGIA PLUS	377	767	49,15%
UCAM MURCIA	327	671	48,73%

## << OFFENSIVE REBOUNDS >>

	tot	gam	ave
DELTECO GBC	235	19	12,37
IBEROSTAR TENERIFE	226	19	11,89
UNICAJA	224	19	11,79
MONTAKIT FUENLABRADA	221	19	11,63
UCAM MURCIA	220	19	11,58
FC BARCELONA LASSA	214	19	11,26
DIVINA SEGUROS JOVENTUT	197	19	10,37
HERBALIFE GRAN CANARIA	197	19	10,37
BASKONIA	194	19	10,21
MONBUS OBRADOIRO	190	19	10,00
MOVISTAR ESTUDIANTES	190	19	10,00
VALENCIA BASKET	190	19	10,00
REAL MADRID	189	19	9,95
SAN PABLO BURGOS	183	19	9,63
MORABANC ANDORRA	175	19	9,21
RETABET BILBAO BASKET	172	19	9,05
REAL BETIS ENERGIA PLUS	165	19	8,68
TECNYCONTA ZARAGOZA	157	19	8,26

## << BLOCKS >>

	tot	gam	ave
MOVISTAR ESTUDIANTES	67	19	3,53
REAL MADRID	65	19	3,42
MONBUS OBRADOIRO	61	19	3,21
TECNYCONTA ZARAGOZA	53	19	2,79
FC BARCELONA LASSA	50	19	2,63
IBEROSTAR TENERIFE	50	19	2,63
SAN PABLO BURGOS	49	19	2,58
UCAM MURCIA	48	19	2,53
DELTECO GBC	46	19	2,42
MORABANC ANDORRA	46	19	2,42
BASKONIA	44	19	2,32
HERBALIFE GRAN CANARIA	43	19	2,26
MONTAKIT FUENLABRADA	43	19	2,26
DIVINA SEGUROS JOVENTUT	42	19	2,21
VALENCIA BASKET	39	19	2,05
RETABET BILBAO BASKET	33	19	1,74
UNICAJA	30	19	1,58
REAL BETIS ENERGIA PLUS	28	19	1,47

## << RECEIVED BLOCKS >>

	tot	gam	ave
TECNYCONTA ZARAGOZA	34	19	1,79
FC BARCELONA LASSA	37	19	1,95
BASKONIA	37	19	1,95
REAL MADRID	38	19	2,00
VALENCIA BASKET	38	19	2,00
UNICAJA	40	19	2,11
SAN PABLO BURGOS	40	19	2,11
HERBALIFE GRAN CANARIA	40	19	2,11
DELTECO GBC	41	19	2,16
REAL BETIS ENERGIA PLUS	42	19	2,21
IBEROSTAR TENERIFE	42	19	2,21
MONTAKIT FUENLABRADA	46	19	2,42
UCAM MURCIA	47	19	2,47
MOVISTAR ESTUDIANTES	54	19	2,84
MONBUS OBRADOIRO	58	19	3,05
DIVINA SEGUROS JOVENTUT	62	19	3,26
RETABET BILBAO BASKET	63	19	3,32
MORABANC ANDORRA	66	19	3,47

## << 3 POINT THROWS MADE % >>

	mad	att	%
VALENCIA BASKET	198	487	40,66%
REAL MADRID	195	494	39,47%
FC BARCELONA LASSA	193	501	38,52%
HERBALIFE GRAN CANARIA	161	436	36,93%
RETABET BILBAO BASKET	178	491	36,25%
BASKONIA	172	476	36,13%
TECNYCONTA ZARAGOZA	175	497	35,21%
MONBUS OBRADOIRO	175	501	34,93%
UNICAJA	157	452	34,73%
MORABANC ANDORRA	169	489	34,56%
DELTECO GBC	139	418	33,25%
REAL BETIS ENERGIA PLUS	139	424	32,78%
MONTAKIT FUENLABRADA	148	459	32,24%
IBEROSTAR TENERIFE	140	442	31,67%
DIVINA SEGUROS JOVENTUT	159	504	31,55%
UCAM MURCIA	162	514	31,52%
SAN PABLO BURGOS	143	454	31,50%
MOVISTAR ESTUDIANTES	172	566	30,39%

## << TOTAL REBOUNDS >>

	tot	def	off	gam	ave
DELTECO GBC	734	499	235	19	38,63
REAL MADRID	707	518	189	19	37,21
IBEROSTAR TENERIFE	692	466	226	19	36,42
BASKONIA	692	498	194	19	36,42
FC BARCELONA LASSA	690	476	214	19	36,32
UNICAJA	678	454	224	19	35,68
MOVISTAR ESTUDIANTES	676	486	190	19	35,58
MONTAKIT FUENLAB.	670	449	221	19	35,26
UCAM MURCIA	661	441	220	19	34,79
VALENCIA BASKET	656	466	190	19	34,53
MONBUS OBRADOIRO	654	464	190	19	34,42
TECNYCONTA ZARAG.	652	495	157	19	34,32
HERBALIFE G. CANARIA	642	445	197	19	33,79
MORABANC ANDORRA	638	463	175	19	33,58
SAN PABLO BURGOS	615	432	183	19	32,37
RETABET BILBAO BASKET	612	440	172	19	32,21
DIVINA SEGUROS JOV.	610	413	197	19	32,11
R. BETIS ENERGIA PLUS	579	414	165	19	30,47

## << PERSONAL AND TECHNICAL FOULS >>

	tot	gam	ave
VALENCIA BASKET	339	19	17,84
UNICAJA	362	19	19,05
HERBALIFE GRAN CANARIA	371	19	19,53
BASKONIA	382	19	20,11
REAL BETIS ENERGIA PLUS	383	19	20,16
SAN PABLO BURGOS	394	19	20,74
IBEROSTAR TENERIFE	396	19	20,84
FC BARCELONA LASSA	407	19	21,42
MONBUS OBRADOIRO	409	19	21,53
REAL MADRID	415	19	21,84
DELTECO GBC	423	19	22,26
TECNYCONTA ZARAGOZA	424	19	22,32
MOVISTAR ESTUDIANTES	425	19	22,37
MORABANC ANDORRA	436	19	22,95
RETABET BILBAO BASKET	437	19	23,00
UCAM MURCIA	451	19	23,74
DIVINA SEGUROS JOVENTUT	453	19	23,84
MONTAKIT FUENLABRADA	458	19	24,11

## << RECEIVED FOULS >>

	tot	gam	ave
MORABANC ANDORRA	473	19	24,89
UCAM MURCIA	451	19	23,74
HERBALIFE GRAN CANARIA	411	19	21,63
BASKONIA	411	19	21,63
TECNYCONTA ZARAGOZA	407	19	21,42
REAL MADRID	407	19	21,42
MOVISTAR ESTUDIANTES	406	19	21,37
DELTECO GBC	404	19	21,26
VALENCIA BASKET	403	19	21,21
UNICAJA	401	19	21,11
RETABET BILBAO BASKET	400	19	21,05
MONTAKIT FUENLABRADA	399	19	21,00
DIVINA SEGUROS JOVENTUT	398	19	20,95
REAL BETIS ENERGIA PLUS	395	19	20,79
MONBUS OBRADOIRO	382	19	20,11
SAN PABLO BURGOS	377	19	19,84
IBEROSTAR TENERIFE	376	19	19,79
FC BARCELONA LASSA	367	19	19,32



# ACB STATS SERVICE

## BASKONIA

Accumulated Stats until Round 19

### TOTALS

	Gam Pla	Min Pla	Points 3				Shot		Throws		Field Goals		Free Throws		Rebound			Blocks			PF		+/-	PE			
			Tot	Max	Mad	Att	%	Mad	Att	%	Mad	Att	%	Off	Def	Tot	Ast	Stl	Tov	Mad	Rec	Dunk			Mad	Rec	
T. Shengelia	18	481	14	316	25	15	45	33%	100	162	62%	71	101	70%	35	71	106	27	22	34	7	7	16	38	96	6	373
Jayson Granger	19	473	10	189	28	21	67	31%	41	92	45%	44	57	77%	2	44	46	98	14	39	0	4	0	29	74	6	239
Janis Timma	18	435	15	188	17	25	80	31%	22	40	55%	19	23	83%	23	37	60	25	18	18	2	4	2	50	25	12	119
Matt Janning	18	395	8	165	20	34	72	47%	25	49	51%	13	17	76%	2	24	26	18	9	21	2	2	0	36	19	5	114
M. Huertas	19	390	10	136	19	13	45	29%	33	64	52%	31	35	89%	9	36	45	77	11	28	0	4	0	28	40	15	182
R. Beaubois	16	338	9	187	24	25	58	43%	45	75	60%	22	32	69%	6	36	42	35	13	24	7	2	0	29	40	4	196
J. Voigtmann	18	327	2	135	15	14	28	50%	34	63	54%	25	26	96%	19	75	94	30	6	7	8	1	13	31	29	15	219
Vincent Poirier	18	296	12	121	14	0	0		43	79	54%	35	52	67%	33	57	90	14	7	17	9	4	25	52	37	36	152
Ilimane Diop	13	157	5	72	15	3	8	38%	21	35	60%	21	26	81%	11	34	45	9	2	11	7	3	12	28	22	1	91
R. Malmanis	9	119	4	26	8	4	11	36%	5	14	36%	4	7	57%	5	9	14	4	1	4	0	3	2	12	7	29	14
Patricio Garino	9	113	2	26	10	3	12	25%	7	14	50%	3	3	100%	7	7	14	3	2	2	0	0	2	20	7	-3	14
Luca Vildoza	10	56	1	13	3	1	9	11%	2	4	50%	6	8	75%	3	2	5	9	2	3	0	0	0	9	5	16	10
Iván Martínez	3	6	0	2	2	0	1	0%	1	1	100%	0	0	0	0	0	0	0	0	1	0	0	0	0	0	2	0
Miguel González	1	5	0	0	0	0	1	0%	0	0	0	0	0	0	1	1	1	0	0	0	0	0	0	1	1	3	0
B Kevin Jones	9	140	2	55	13	10	23	43%	11	22	50%	3	4	75%	13	22	35	4	0	3	1	1	1	8	5	-22	63
B Carlos Delfino	4	52	0	11	3	3	11	27%	0	4	0%	2	2	100%	2	8	10	2	1	5	0	1	0	6	3	7	3
B Jordan McRae	1	18	1	5	5	1	5	20%	1	3	33%	0	0	0	0	3	3	2	2	1	1	1	0	1	1	-2	5
Team	19			0	0	0	0		0	0		0	0		24	32	56	0	0	11	0	0	0	4	0		41
Totals		3800		1597	0	172	476	36%	391	721	54%	299	393	76%	194	498	692	357	110	229	44	37	73	382	411	26	1835

### AVERAGES

	Gam Pla	Min Pla	Points 3				Shot		Throws		Field Goals		Free Throws		Rebound			Blocks			PF		+/-	PE			
			Tot	Max	Mad	Att	%	Mad	Att	%	Mad	Att	%	Off	Def	Tot	Ast	Stl	Tov	Mad	Rec	Dunk			Mad	Rec	
T. Shengelia	18	27	14	17.6	25	0.8	2.5	33%	5.6	9	62%	3.9	5.6	70%	1.9	3.9	5.9	1.5	1.2	1.9	0.4	0.4	0.9	2.1	5.3	0.3	20.7
Jayson Granger	19	25	10	9.9	28	1.1	3.5	31%	2.2	4.8	45%	2.3	3	77%	0.1	2.3	2.4	5.2	0.7	2.1	0	0.2	0	1.5	3.9	0.3	12.6
Janis Timma	18	24	15	7.7	17	1.4	4.4	31%	1.2	2.2	55%	1.1	1.3	83%	1.3	2.1	3.3	1.4	1	1	0.1	0.2	0.1	2.8	1.4	0.7	6.6
Matt Janning	18	22	8	9.2	20	1.9	4	47%	1.4	2.7	51%	0.7	0.9	76%	0.1	1.3	1.4	1	0.5	1.2	0.1	0.1	0	2	1.1	0.3	6.3
M. Huertas	19	21	10	7.2	19	0.7	2.4	29%	1.7	3.4	52%	1.6	1.8	89%	0.5	1.9	2.4	4.1	0.6	1.5	0	0.2	0	1.5	2.1	0.8	9.6
R. Beaubois	16	21	9	11.7	24	1.6	3.6	43%	2.8	4.7	60%	1.4	2	69%	0.4	2.3	2.6	2.2	0.8	1.5	0.4	0.1	0	1.8	2.5	0.3	12.3
J. Voigtmann	18	21	2	7.5	15	0.8	1.6	50%	1.9	3.5	54%	1.4	1.4	96%	1.1	4.2	5.2	1.7	0.3	0.4	0.4	0.1	0.7	1.7	1.6	0.8	12.2
Vincent Poirier	18	16	12	6.7	14	0	0		2.4	4.4	54%	1.9	2.9	67%	1.8	3.2	5	0.8	0.4	0.9	0.5	0.2	1.4	2.9	2.1	2	8.4
Ilimane Diop	13	12	5	5.5	15	0.2	0.6	38%	1.6	2.7	60%	1.6	2	81%	0.8	2.6	3.5	0.7	0.2	0.8	0.5	0.2	0.9	2.2	1.7	0.1	7
R. Malmanis	9	13	4	2.9	8	0.4	1.2	36%	0.6	1.6	36%	0.4	0.8	57%	0.6	1	1.6	0.4	0.1	0.4	0	0.3	0.2	1.5	0.8	3.2	1.6
Patricio Garino	9	13	2	2.9	10	0.3	1.3	25%	0.8	1.6	50%	0.3	0.3	100%	0.8	0.8	1.6	0.3	0.2	0.2	0	0	0.2	2.2	0.8	-0.3	1.6
Luca Vildoza	10	6	1	1.3	3	0.1	0.9	11%	0.2	0.4	50%	0.6	0.8	75%	0.3	0.2	0.5	0.9	0.2	0.3	0	0	0	0.9	0.5	1.6	1
Iván Martínez	3	2	0	0.7	2	0	0.3	0%	0.3	0.3	100%	0	0	0	0	0	0	0	0	0.3	0	0	0	0	0	0.7	0
Miguel González	1	5	0	0	0	0	1	0%	0	0	0	0	0	0	1	1	1	0	0	0	0	0	1	1	3	0	
B Kevin Jones	9	16	2	6.1	13	1.1	2.6	43%	1.2	2.4	50%	0.3	0.4	75%	1.4	2.4	3.9	0.4	0	0.3	0.1	0.1	0.1	0.9	0.6	-2.4	7
B Carlos Delfino	4	13	0	2.8	3	0.8	2.8	27%	0	1	0%	0.5	0.5	100%	0.5	2	2.5	0.5	0.3	1.3	0	0.3	0	1.5	0.8	1.8	0.8
B Jordan McRae	1	18	1	5	5	1	5	20%	1	3	33%	0	0	0	0	3	3	2	2	1	1	1	0	1	1	-2	5
Team	19														1.3	1.7	2.9			0.6			0.2				2.2
Totals		200		84.1	0	9.1	125.1	36%	20.6	37.9	54%	15.7	20.7	76%	10.2	22.6	236.4	18.8	5.8	12.1	2.3	1.9	3.8	20.1	21.6	1.4	96.6

## DELTECO GBC

Accumulated Stats until Round 19

### TOTALS

	Gam Pla	Min Pla	Points 3				Shot		Throws		Field Goals		Free Throws		Rebound			Blocks			PF		+/-	PE			
			Tot	Max	Mad	Att	%	Mad	Att	%	Mad	Att	%	Off	Def	Tot	Ast	Stl	Tov	Mad	Rec	Dunk			Mad	Rec	
Jordan Swing	19	470	11	198	20	28	74	38%	40	105	38%	34	40	85%	12	67	79	31	12	45	3	8	0	50	44	12	147
Henk Norel	19	465	17	262	25	1	4	25%	101	170	59%	57	79	72%	63	82	145	30	9	28	10	4	14	39	90	40	381
Fede Van Lacke	19	438	11	152	17	22	54	41%	30	62	48%	26	35	74%	9	39	48	32	24	33	0	1	0	42	39	19	146
Daniel Clark	19	430	5	212	25	28	81	35%	56	105	53%	16	18	89%	30	61	91	22	10	25	5	5	3	49	19	7	176
Daniel Pérez	18	402	12	109	14	9	50	18%	28	62	45%	26	42	62%	8	24	32	71	19	29	0	0	0	32	47	9	126
Kenny Chery	16	369	7	205	24	22	70	31%	48	103	47%	43	46	93%	5	41	46	34	11	22	0	4	0	31	35	6	168
Miquel Salvó	19	338	15	68	11	4	24	17%	21	35	60%	14	24	58%	18	37	55	18	10	20	2	2	2	39	46	-25	94
Michael Fakuade	18	293	14	108	14	13	25	52%	27	53	51%	15	23	65%	21	40	61	12	3	28	14	7	1	46	24	13	95
Danny Agbelese	18	267	2	121	16	0	0		49	77	64%	23	40	58%	27	38	65	11	3	18	12	6	17	46	35	-41	132
Xabi Oroz	17	164	0	22	5	0	9	0%	9	19	47%	4	6	67%	2	14	16	21	4								

# ACB STATS SERVICE

## DIVINA SEGUROS JOVENTUT

Accumulated Stats until Round 19

### TOTALS

	Gam Pla	Min Pla	Points			3 Shot		Throws %	Field Goals		Free Throws		Rebound			Blocks			PF		+/-	PE					
			5i Tot	Max	Mad	Att	Mad		Att	Mad	Att	Off	Def	Tot	Ast	Stl	Tov	Mad	Rec	Dunk			Mad	Rec			
Sergi Vidal	18	490	18	161	17	24	66	36%	25	48	52%	39	48	81%	8	44	52	47	13	29	1	4	1	32	66	-36	201
Jerome Jordan	19	457	19	227	20	0	1	0%	79	147	54%	69	89	78%	48	60	108	22	14	30	22	11	27	58	91	-11	296
Patrick Richard	18	423	14	208	24	23	73	32%	50	91	55%	39	46	85%	14	42	56	36	26	29	0	9	4	42	46	-85	194
Tomasz Gielo	19	413	14	139	21	22	63	35%	30	62	48%	13	17	76%	10	44	54	5	12	15	6	7	4	47	18	-48	88
Albert Ventura	19	393	1	125	12	12	49	24%	31	65	48%	27	38	71%	20	43	63	25	24	18	1	4	0	49	36	-93	121
S. Kulvietis	18	348	7	129	17	21	67	31%	24	48	50%	18	24	75%	17	28	45	24	7	20	3	5	0	32	24	-60	99
Maalik Wayns	14	322	11	163	23	21	63	33%	41	81	51%	18	25	72%	5	20	25	30	16	20	0	7	0	34	35	-48	119
N. Dimitrijevic	19	299	1	113	14	8	37	22%	33	55	60%	23	25	92%	3	25	28	37	10	31	2	4	1	45	28	0	85
López-Arostegui	17	260	5	90	14	16	46	35%	15	30	50%	12	18	67%	15	32	47	15	13	18	0	3	0	29	23	-61	87
Simon Birgander	15	210	0	56	12	0	0		22	44	50%	12	21	57%	21	33	54	9	5	11	5	3	3	45	12	-93	51
José I. Nogués	13	99	1	18	5	4	11	36%	3	6	50%	0	0		3	8	11	1	2	6	1	0	0	12	2	11	7
N. Laprovittola	2	57	2	40	20	4	14	29%	10	17	59%	8	11	73%	2	2	4	7	4	7	0	2	0	7	10	0	29
Omari Gudul	7	44	0	12	6	0	0		5	10	50%	2	2	100%	6	1	7	0	2	6	1	2	1	14	1	-33	-4
Joel Parra	1	3	0	0	0	0	1	0%	0	0		0	0		0	0	0	0	0	0	0	0	0	0	0	-11	-1
B Dominik Mavra	5	59	2	14	3	4	13	31%	0	1	0%	2	2	100%	1	3	4	6	1	11	0	1	0	6	6	9	3
Team	19			0	0	0	0		0	0		0	0		24	28	52	0	0	8	0	0	0	1	0		43
Totals		3875		1495	0	159	504	32%	368	705	52%	282	366	77%	197	413	610	264	149	259	42	62	41	453	398	-111	1.81418

### AVERAGES

	Gam Pla	Min Pla	Points			3 Shot		Throws %	Field Goals		Free Throws		Rebound			Blocks			PF		+/-	PE					
			5i Tot	Max	Mad	Att	Mad		Att	Mad	Att	Off	Def	Tot	Ast	Stl	Tov	Mad	Rec	Dunk			Mad	Rec			
Sergi Vidal	18	27	18	8.9	17	1.3	3.7	36%	1.4	2.7	52%	2.2	2.7	81%	0.4	2.4	2.9	2.6	0.7	1.6	0.1	0.2	0.1	1.8	3.7	-2	11.2
Jerome Jordan	19	24	19	11.9	20	0	0.1	0%	4.2	7.7	54%	3.6	4.7	78%	2.5	3.2	5.7	1.2	0.7	1.6	1.2	0.6	1.4	3.1	4.8	-0.6	15.6
Patrick Richard	18	23	14	11.6	24	1.3	4.1	32%	2.8	5.1	55%	2.2	2.6	85%	0.8	2.3	3.1	2	1.4	1.6	0	0.5	0.2	2.3	2.6	-4.7	10.8
Tomasz Gielo	19	22	14	7.3	21	1.2	3.3	35%	1.6	3.3	48%	0.7	0.9	76%	0.5	2.3	2.8	0.3	0.6	0.8	0.3	0.4	0.2	2.5	0.9	-2.5	4.6
Albert Ventura	19	21	1	6.6	12	0.6	2.6	24%	1.6	3.4	48%	1.4	2	71%	1.1	2.3	3.3	1.3	1.3	0.9	0.1	0.2	0	2.6	1.9	-4.9	6.4
S. Kulvietis	18	19	7	7.2	17	1.2	3.7	31%	1.3	2.7	50%	1	1.3	75%	0.9	1.6	2.5	1.3	0.4	1.1	0.2	0.3	0	1.8	1.3	-3.3	5.5
Maalik Wayns	14	23	11	11.6	23	1.5	4.5	33%	2.9	5.8	51%	1.3	1.8	72%	0.4	1.4	1.8	2.1	1.1	1.4	0	0.5	0	2.4	2.5	-3.4	8.5
N. Dimitrijevic	19	16	1	5.9	14	0.4	1.9	22%	1.7	2.9	60%	1.2	1.3	92%	0.2	1.3	1.5	1.9	0.5	1.6	0.1	0.2	0.1	2.4	1.5	0	4.5
López-Arostegui	17	15	5	5.3	14	0.9	2.7	35%	0.9	1.8	50%	0.7	1.1	67%	0.9	1.9	2.8	0.9	0.8	1.1	0	0.2	0	1.7	1.4	-3.6	5.1
Simon Birgander	15	14	0	3.7	12	0	0		1.5	2.9	50%	0.8	1.4	57%	1.4	2.2	3.6	0.6	0.3	0.7	0.3	0.2	0.2	3	0.8	-6.2	3.4
José I. Nogués	13	8	1	1.4	5	0.3	0.8	36%	0.2	0.5	50%	0	0		0.2	0.6	0.8	0.1	0.2	0.5	0.1	0	0	0.9	0.2	0.8	0.5
N. Laprovittola	2	28	2	20	20	2	7	29%	5	8.5	59%	4	5.5	73%	1	1	2	3.5	2	3.5	0	1	0	3.5	5	0	14.5
Omari Gudul	7	6	0	1.7	6	0	0		0.7	1.4	50%	0.3	0.3	100%	0.9	0.1	1	0	0.3	0.9	0.1	0.3	0.1	2	0.1	-4.7	-0.6
Joel Parra	1	3	0	0	0	0	1	0%	0	0		0	0		0	0	0	0	0	0	0	0	0	0	0	-11	-1
B Dominik Mavra	5	12	2	2.8	3	0.8	2.6	31%	0	0.2	0%	0.4	0.4	100%	0.2	0.6	0.8	1.2	0.2	2.2	0	0.2	0	1.2	1.2	1.8	0.6
Team	19														1.3	1.5	2.7							0.1			2.3
Totals		204		78.7	0	8.4	26.5	32%	19.4	37.1	52%	14.8	19.3	77%	10.4	21.7	32.1	13.9	7.8	13.6	2.2	3.3	2.2	23.8	20.9	-5.9	74.6

## FC BARCELONA LASSA

Accumulated Stats until Round 19

### TOTALS

	Gam Pla	Min Pla	Points			3 Shot		Throws %	Field Goals		Free Throws		Rebound			Blocks			PF		+/-	PE					
			5i Tot	Max	Mad	Att	Mad		Att	Mad	Att	Off	Def	Tot	Ast	Stl	Tov	Mad	Rec	Dunk			Mad	Rec			
Adam Hanga	19	438	17	178	16	20	57	35%	45	80	56%	28	44	64%	17	58	75	32	29	25	10	1	13	39	44	75	215
Thomas Heurtel	18	426	11	231	28	24	58	41%	69	117	59%	21	29	72%	9	35	44	119	20	46	0	6	0	40	33	132	265
Adrien Moerman	17	355	16	144	19	27	66	41%	25	40	63%	13	23	57%	22	56	78	11	15	12	1	1	1	35	21	52	158
Pierre Oriola	17	327	1	150	19	5	16	31%	45	72	63%	45	68	66%	32	41	73	13	8	11	5	3	2	42	53	65	185
Pau Ribas	17	313	10	132	21	30	69	43%	16	31	52%	10	10	100%	7	31	38	47	7	21	1	2	0	24	17	52	141
Ante Tomić	16	243	9	108	11	0	0		42	84	50%	24	34	71%	36	39	75	36	7	17	4	3	9	31	37	33	164
A. Vezenkov	12	237	2	104	19	14	38	37%	27	41	66%	8	10	80%	13	40	53	14	5	5	9	2	1	21	17	73	134
Rakim Sanders	12	228	6	109	16	14	30	47%	23	49	47%	21	31	68%	8	28	36	6	11	17	3	7	3	29	29	-12	89
Phil Pressey	18	222	3	97	16	10	39	26%	23	51	45%	21	37	57%	1	21	22	38	21	14	0	4	0	26	35	17	96
J.C. Navarro	16	221	5	104	22	21	52	40%	14	30	47%	13	15	87%	2	16	18	29	4	13	0	1	0	20	21	99	93
Victor Claver	11	176	1	46	12	4	18	22%	13	19	68%	8	9	89%	5	14	19	8	9	6	4	0	4	23	13	55	49
Rodions Kurucs	4	38	0	14	6	2	5	40%	4	6	67%	0	0		0	3	3	2	5	2	1	0	3	10	1	-4	9
Marc García	2	12	0	4	4	0	2	0%	1	2	50%	2	2	100%	0	1	1	0	0	0	0	1	0	3	2	6	0
Edwin Jackson	1	11	0	3	3	0	0		0	3	0%	3	4	75%	2	1	3	0	0	2	0	0	0	4	2	0	

# ACB STATS SERVICE

## HERBALIFE GRAN CANARIA

Accumulated Stats until Round 19

### TOTALS

	Gam	Min			Points 3			Throws	Field Goals		Free Throws			Rebound			Blocks			PF		+/-	PE				
		Pla	Pla	Si	Tot	Max	Mad		Att	%	Mad	Att	%	Mad	Att	%	Off	Def	Tot	Ast	Stl			Tov	Mad	Rec	Dunk
DJ Seeley	19	438	4	202	20	28	68	41%	36	82	44%	46	58	79%	17	27	44	43	14	30	0	4	0	29	55	30	197
Ondrej Balvin	19	415	9	145	17	0	0		62	93	67%	21	43	49%	35	65	100	25	7	21	17	3	36	50	51	-7	218
Eulis Báez	16	367	14	157	14	16	39	41%	36	76	47%	37	44	84%	30	52	82	23	16	25	4	4	2	42	53	32	194
Gal Mekel	19	366	14	177	16	14	38	37%	53	99	54%	29	42	69%	7	16	23	70	11	40	0	7	0	46	37	17	142
Marcus Eriksson	17	357	11	200	23	42	92	46%	26	55	47%	22	27	81%	9	35	44	15	5	10	2	0	2	26	34	11	180
A. Pasecniks	19	348	4	146	13	2	12	17%	54	94	57%	32	53	60%	27	51	78	3	8	18	10	6	12	35	50	29	165
Albert Oliver	15	312	5	144	17	23	53	43%	27	55	49%	21	23	91%	8	12	20	54	12	23	0	4	0	19	30	2	154
Xavi Rabaseda	17	267	8	94	18	11	38	29%	23	37	62%	15	21	71%	6	33	39	22	24	15	2	0	7	24	17	17	112
Pablo Aguilar	14	247	5	82	13	7	40	18%	26	36	72%	9	12	75%	13	43	56	14	9	11	2	3	6	17	13	-19	99
Luke Fischer	15	140	5	65	16	0	0		29	44	66%	7	11	64%	12	13	25	6	2	6	3	2	9	27	14	17	61
Nico Brussino	4	73	1	42	16	6	16	38%	11	16	69%	2	2	100%	1	7	8	4	3	2	0	0	0	10	6	0	36
N. Radicevic	2	38	0	15	12	3	6	50%	2	6	33%	2	2	100%	0	2	2	4	2	4	0	2	0	5	3	0	8
O. Balcerowski	1	1	0	0	0	0	0		0	0		0	0		0	1	1	0	0	0	0	0	0	0	0	-2	1
B Oriol Pauli	16	256	7	96	10	5	18	28%	28	48	58%	25	38	66%	3	42	45	26	9	25	2	3	4	23	32	4	113
B S. McKissic	10	175	8	55	13	4	16	25%	19	32	59%	5	9	56%	3	14	17	14	11	10	1	2	3	14	16	-11	59
Team	19			0		0	0		0	0		0	0		26	32	58	0	0	3	0	0	0	4	0		51
Totals		3800		1620	0	161	436	37%	432	773	56%	273	385	71%	197	445	642	323	133	243	43	40	81	371	411	24	1790

### AVERAGES

	Gam	Min			Points 3			Throws	Field Goals		Free Throws			Rebound			Blocks			PF		+/-	PE				
		Pla	Pla	Si	Tot	Max	Mad		Att	%	Mad	Att	%	Mad	Att	%	Off	Def	Tot	Ast	Stl			Tov	Mad	Rec	Dunk
DJ Seeley	19	23	4	10.6	20	1.5	3.6	41%	1.9	4.3	44%	2.4	3.1	79%	0.9	1.4	2.3	2.3	0.7	1.6	0	0.2	0	1.5	2.9	1.6	10.4
Ondrej Balvin	19	22	9	7.6	17	0	0		3.3	4.9	67%	1.1	2.3	49%	1.8	3.4	5.3	1.3	0.4	1.1	0.9	0.2	1.9	2.6	2.7	-0.4	11.5
Eulis Báez	16	23	14	9.8	14	1	2.4	41%	2.3	4.8	47%	2.3	2.8	84%	1.9	3.3	5.1	1.4	1	1.6	0.3	0.3	0.1	2.6	3.3	2	12.1
Gal Mekel	19	19	14	9.3	16	0.7	2	37%	2.8	5.2	54%	1.5	2.2	69%	0.4	0.8	1.2	3.7	0.6	2.1	0	0.4	0	2.4	1.9	0.9	7.5
Marcus Eriksson	17	21	11	11.8	23	2.5	5.4	46%	1.5	3.2	47%	1.3	1.6	81%	0.5	2.1	2.6	0.9	0.3	0.6	0.1	0	0.1	1.5	2	0.6	10.6
A. Pasecniks	19	18	4	7.7	13	0.1	0.6	17%	2.8	4.9	57%	1.7	2.8	60%	1.4	2.7	4.1	0.2	0.4	0.9	0.5	0.3	0.6	1.8	2.6	1.5	8.7
Albert Oliver	15	21	5	9.6	17	1.5	3.5	43%	1.8	3.7	49%	1.4	1.5	91%	0.5	0.8	1.3	3.6	0.8	1.5	0	0.3	0	1.3	2	0.1	10.3
Xavi Rabaseda	17	16	8	5.5	18	0.6	2.2	29%	1.4	2.2	62%	0.9	1.2	71%	0.4	1.9	2.3	1.3	1.4	0.9	0.1	0	0.4	1.4	1	1	6.6
Pablo Aguilar	14	18	5	5.9	13	0.5	2.9	18%	1.9	2.6	72%	0.6	0.9	75%	0.9	3.1	4	1	0.6	0.8	0.1	0.2	0.4	1.2	0.9	-1.4	7.1
Luke Fischer	15	9	5	4.3	16	0	0		1.9	2.9	66%	0.5	0.7	64%	0.8	0.9	1.7	0.4	0.1	0.4	0.2	0.1	0.6	1.8	0.9	1.1	4.1
Nico Brussino	4	18	1	10.5	16	1.5	4	38%	2.8	4	69%	0.5	0.5	100%	0.3	1.8	2	1	0.8	0.5	0	0	0	2.5	1.5	0	9
N. Radicevic	2	19	0	7.5	12	1.5	3	50%	1	3	33%	1	1	100%	0	1	1	2	1	2	0	1	0	2.5	1.5	0	4
O. Balcerowski	1	1	0	0	0	0	0		0	0		0	0		0	1	1	0	0	0	0	0	0	0	0	-2	1
B Oriol Pauli	16	16	7	6	10	0.3	1.1	28%	1.8	3	58%	1.6	2.4	66%	0.2	2.6	2.8	1.6	0.6	1.6	0.1	0.2	0.3	1.4	2	0.3	7.1
B S. McKissic	10	17	8	5.5	13	0.4	1.6	25%	1.9	3.2	59%	0.5	0.9	56%	0.3	1.4	1.7	1.4	1.1	1	0.1	0.2	0.3	1.4	1.6	-1.1	5.9
Team	19														1.4	1.7	3.1			0.2			0.2				2.7
Totals		200		85.3	0	8.5	22.9	37%	22.7	40.7	56%	14.4	20.3	71%	10.4	23.3	33.8	17	7	12.8	2.3	2.1	4.3	19.5	21.6	1.3	94.2

## IBEROSTAR TENERIFE

Accumulated Stats until Round 19

### TOTALS

	Gam	Min			Points 3			Throws	Field Goals		Free Throws			Rebound			Blocks			PF		+/-	PE				
		Pla	Pla	Si	Tot	Max	Mad		Att	%	Mad	Att	%	Mad	Att	%	Off	Def	Tot	Ast	Stl			Tov	Mad	Rec	Dunk
Tim Abromaitis	19	473	18	175	19	28	68	41%	39	65	60%	13	17	76%	25	66	91	20	18	22	7	4	6	47	23	33	191
R. San Miguel	18	453	18	114	14	20	60	33%	20	46	63%	14	22	64%	7	41	48	56	16	36	3	6	0	38	40	0	123
Mateusz Ponitka	17	427	15	263	28	5	23	22%	86	126	68%	76	96	79%	44	59	103	20	13	32	1	6	11	27	88	28	345
Mike Tobey	18	353	11	177	24	5	18	28%	73	124	59%	16	27	59%	41	65	106	10	7	16	13	3	26	55	30	29	194
Javier Beirán	17	341	5	100	16	15	43	35%	21	43	49%	13	17	76%	13	48	61	34	7	9	0	7	0	16	29	-20	145
Davin White	17	316	5	113	23	15	68	22%	22	54	41%	24	29	83%	2	17	19	31	9	19	2	4	0	35	34	-4	60
Fran Vázquez	19	285	5	105	19	0	0		47	95	49%	11	12	92%	24	42	66	15	6	11	10	1	15	33	21	13	129
Rosco Allen	19	280	1	86	14	8	33	24%	16	40	40%	30	42	71%	18	32	50	11	4	15	2	2	1	37	30	-24	68
Ferran Bassas	16	245	1	75	11	11	36	31%	16	27	59%	10	13	77%	3	14	17	48	11	24	0	0	0	16	21	25	93
K. Vasileiadis	8	158	1	82	16	16	32	50%	11	17	65%	12	13	92%	1	14	15	9	9	5	1	1	0	13	9	24	83
Mamadou Niang	14	116	3	37	7	0	0		16	25	64%	5	9	56%	13	14	27	3	2	4	9	3	9	23	9	-12	44
Tobias Borg	1	6	0	0	0	0	0		0	0		0	0		0	1	1	0	0	1	0	0	0	0	0	0	0
M. Bonde Sturup	3	0	0	0	0	0	0		0	0		0	0		0	0	0	0	0	0	0	0	0	0	0	0	0
B Nico Richotti	15	311	11	119	21	14	53	26%	27	55	49%	23	27	85%	12	24	36	39	11								

# ACB STATS SERVICE

## MONBUS OBRADOIRO

Accumulated Stats until Round 19

### TOTALS

	Gam Pla	Min Pla	5i	Points			Shot			Throws %	Field Goals		Free Throws		Rebound			Blocks			PF						
				Tot	Max	3	Mad	Att	Mad		Att	%	Mad	Att	%	Mad	Att	Off	Def	Tot	Ast	Stl	Tov	Mad	Rec	Dunk	Mad
Matt Thomas	18	494	18	284	22	41	86	48%	58	105	55%	45	48	94%	11	41	52	36	10	26	1	15	0	33	56	30	270
Artem Pustovoyi	19	490	17	206	19	0	2	0%	77	126	61%	52	64	81%	33	82	115	7	8	37	42	6	25	63	63	-7	272
E. Bendzsius	19	405	16	159	18	24	72	33%	30	62	48%	27	43	63%	21	58	79	9	13	13	4	2	2	29	38	-16	162
Pepe Pozas	19	382	13	77	12	10	35	29%	10	33	30%	27	33	82%	7	35	42	93	14	31	2	3	0	44	54	-9	150
Nemanja Radovic	18	381	8	171	17	7	22	32%	63	114	55%	24	38	63%	31	72	103	7	6	25	3	10	3	48	35	-44	162
Nacho Llovet	19	355	7	92	16	5	19	26%	27	53	51%	23	37	62%	19	54	73	16	7	21	2	3	1	46	59	3	125
Albert Sàbat	18	321	6	83	13	18	63	29%	7	20	35%	15	17	88%	7	18	25	59	8	30	0	1	0	29	30	-44	85
David Navarro	19	316	0	95	13	10	27	37%	26	59	44%	13	18	72%	12	22	34	46	8	11	1	8	5	34	18	-63	94
Martins Laksa	18	212	3	82	12	14	45	31%	18	35	51%	4	5	80%	7	10	17	5	2	5	1	4	0	30	14	-61	33
Benjamin Simons	17	175	6	65	21	17	49	35%	6	18	33%	2	2	100%	4	10	14	3	3	3	0	2	0	22	1	-40	15
A. Corbacho	15	151	1	92	21	27	75	36%	3	4	75%	5	5	100%	3	12	15	10	2	6	0	0	0	4	6	-38	66
Nick Spires	9	87	0	44	12	1	4	25%	18	33	55%	5	8	63%	6	10	16	2	2	4	5	4	11	22	7	-13	25
B Adam Pechacek	3	29	0	7	3	1	2	50%	2	5	40%	0	0		3	3	6	0	0	3	0	0	0	4	1	-33	3
Team	19			0		0	0		0	0		0	0		26	37	63	0	0	13	0	0	0	1	0		49
Totals		3800		1457	0	175	501	35%	345	667	52%	242	318	76%	190	464	654	293	83	228	61	58	47	409	382	-67	1511

### AVERAGES

	Gam Pla	Min Pla	5i	Points			Shot			Throws %	Field Goals		Free Throws		Rebound			Blocks			PF						
				Tot	Max	3	Mad	Att	%		Mad	Att	%	Mad	Att	%	Off	Def	Tot	Ast	Stl	Tov	Mad	Rec	Dunk	Mad	Rec
Matt Thomas	18	27	18	15.8	22	2.3	4.8	48%	3.2	5.8	55%	2.5	2.7	94%	0.6	2.3	2.9	2	0.6	1.4	0.1	0.8	0	1.8	3.1	1.7	15
Artem Pustovoyi	19	26	17	10.8	19	0	0.1	0%	4.1	6.6	61%	2.7	3.4	81%	1.7	4.3	6.1	0.4	0.4	1.9	2.2	0.3	1.3	3.3	3.3	-0.4	14.3
E. Bendzsius	19	21	16	8.4	18	1.3	3.8	33%	1.6	3.3	48%	1.4	2.3	63%	1.1	3.1	4.2	0.5	0.7	0.7	0.2	0.1	0.1	1.5	2	-0.8	8.5
Pepe Pozas	19	20	13	4.1	12	0.5	1.8	29%	0.5	1.7	30%	1.4	1.7	82%	0.4	1.8	2.2	4.9	0.7	1.6	0.1	0.2	0	2.3	2.8	-0.5	7.9
Nemanja Radovic	18	21	8	9.5	17	0.4	1.2	32%	3.5	6.3	55%	1.3	2.1	63%	1.7	4	5.7	0.4	0.3	1.4	0.2	0.6	0.2	2.7	1.9	-2.4	9
Nacho Llovet	19	19	7	4.8	16	0.3	1	26%	1.4	2.8	51%	1.2	1.9	62%	1	2.8	3.8	0.8	0.4	1.1	0.1	0.2	0.1	2.4	3.1	0.2	6.6
Albert Sàbat	18	18	6	4.6	13	1	3.5	29%	0.4	1.1	35%	0.8	0.9	88%	0.4	1	1.4	3.3	0.4	1.7	0	0.1	0	1.6	1.7	-2.4	4.7
David Navarro	19	17	0	5	13	0.5	1.4	37%	1.4	3.1	44%	0.7	0.9	72%	0.6	1.2	1.8	2.4	0.4	0.6	0.1	0.4	0.3	1.8	0.9	-3.3	4.9
Martins Laksa	18	12	3	4.6	12	0.8	2.5	31%	1	1.9	51%	0.2	0.3	80%	0.4	0.6	0.9	0.3	0.1	0.3	0.1	0.2	0	1.7	0.8	-3.4	1.8
Benjamin Simons	17	10	6	3.8	21	1	2.9	35%	0.4	1.1	33%	0.1	0.1	100%	0.2	0.6	0.8	0.2	0.2	0.2	0	0.1	0	1.3	0.1	-2.4	0.9
A. Corbacho	15	10	1	6.1	21	1.8	5	36%	0.2	0.3	75%	0.3	0.3	100%	0.2	0.8	1	0.7	0.1	0.4	0	0	0	0.3	0.4	-2.5	4.4
Nick Spires	9	10	0	4.9	12	0.1	0.4	25%	2	3.7	55%	0.6	0.9	63%	0.7	1.1	1.8	0.2	0.2	0.4	0.6	0.4	1.2	2.4	0.8	-1.4	2.8
B Adam Pechacek	3	10	0	2.3	3	0.3	0.7	50%	0.7	1.7	40%	0	0		1	1	2	0	0	1	0	0	0	1.3	0.3	-1.1	1
Team	19														1.4	1.9	3.3			0.7				0.1			2.6
Totals		200		76.7	0	9.2	26.4	35%	18.2	35.1	52%	12.7	16.7	76%	10	24.4	34.4	15.4	4.4	12	3.2	3.1	2.5	21.5	20.1	-3.5	79.5

## MONTAKIT FUENLABRADA

Accumulated Stats until Round 19

### TOTALS

	Gam Pla	Min Pla	5i	Points			Shot			Throws %	Field Goals		Free Throws		Rebound			Blocks			PF						
				Tot	Max	3	Mad	Att	%		Mad	Att	%	Mad	Att	%	Off	Def	Tot	Ast	Stl	Tov	Mad	Rec	Dunk	Mad	Rec
C. Eyenga	19	520	17	236	21	24	62	39%	58	125	46%	48	77	62%	16	74	90	31	17	38	18	10	8	50	68	-69	228
Marko Popovic	19	499	17	280	25	52	146	36%	34	50	68%	56	66	85%	9	35	44	52	10	33	0	2	0	59	94	-11	266
Francisco Cruz	19	470	2	223	21	23	59	39%	64	120	53%	26	36	72%	19	48	67	60	12	47	0	12	0	39	33	-25	195
Rolands Smits	19	455	7	195	18	20	60	33%	52	85	61%	31	42	74%	34	48	82	9	6	25	6	4	6	58	42	-21	169
Ian O'Leary	19	430	12	136	17	3	21	14%	55	87	63%	17	33	52%	36	59	95	14	10	23	4	7	12	42	30	-19	151
Gregory Vargas	19	415	17	80	8	11	34	32%	18	39	46%	11	16	69%	11	42	53	51	13	18	2	2	0	72	15	21	73
Blagota Sekulic	19	374	9	127	18	6	23	26%	42	81	52%	25	29	86%	34	46	80	16	6	32	6	3	3	46	51	-39	145
Gabriel Olaseni	19	248	11	89	14	0	0		37	68	54%	15	17	88%	22	25	47	9	3	9	6	3	3	45	15	0	79
Luka Rupnik	19	222	2	62	11	6	40	15%	16	26	62%	12	16	75%	5	19	24	26	5	8	1	0	0	27	35	-23	70
Àlex Llorca	17	145	0	36	7	2	11	18%	8	21	38%	14	22	64%	9	23	32	11	5	10	0	3	0	13	16	-20	44
Chema González	9	28	1	4	4	0	0		2	2	100%	0	0		2	4	6	0	1	2	0	0	0	2	0	-3	7
Sergio Llorente	8	19	0	3	3	1	3	33%	0	2	0%	0	0		0	0	0	1	1	0	0	0	0	4	0	-4	-3
Team	19			0		0	0		0	0		0	0		24	26	50	0	0	13	0	0	0	1	0		36
Totals		3825		1471	0	148	459	32%	386	706	55%	255	354	72%	221	449	670	280	89	258	43	46	32	458	399	-42.6	1460

### AVERAGES

	Gam Pla	Min Pla	5i	Points			Shot			Throws %	Field Goals		Free Throws		Rebound			Blocks			PF						
				Tot	Max	3	Mad	Att	%		Mad	Att	%	Mad	Att	%	Off	Def	Tot	Ast	Stl	Tov	Mad	Rec	Dunk	Mad	Rec
C. Eyenga	19	27	17	12.4	21	1.3	3.3	39%	3.1	6.6	46%	2.5	4.1	62%	0.8	3.9	4.7	1.6	0.9	2	0.9	0.5	0.4	2.6	3.6	-3.6	12
Marko Popovic	19	26	17	14.7	25	2.7	7.7	36%	1.8	2.6	68%	2.															

# ACB STATS SERVICE

## MORABANC ANDORRA

Accumulated Stats until Round 19

### TOTALS

	Gam Pla	Min Pla	Points			Shot			Throws			Field Goals			Free Throws			Rebound			Blocks			PF			
			5i	Tot	Max	Mad	Att	%	Mad	Att	%	Mad	Att	%	Mad	Att	%	Off	Def	Tot	Ast	Stl	Tov	Mad	Rec	Dunk	Mad
Jaka Blazic	19	511	11	288	27	28	83	34%	59	129	46%	86	124	69%	13	75	88	28	14	32	2	21	8	40	85	86	249
Andrew Albicy	18	436	14	137	24	21	71	30%	17	51	33%	40	46	87%	2	24	26	73	19	32	4	3	0	34	54	-2	154
Jaime Fernández	19	420	5	251	22	17	60	28%	69	132	52%	62	82	76%	7	23	30	79	31	24	2	11	0	52	82	82	262
David Walker	19	419	15	117	15	23	55	42%	20	45	44%	8	18	44%	13	39	52	24	8	19	2	2	7	34	22	-59	103
John Shurna	17	395	15	92	13	16	60	27%	13	27	48%	18	23	78%	14	45	59	7	15	10	6	5	0	45	22	-17	78
Oliver Stevic	19	372	4	137	13	0	1	0%	50	84	60%	37	53	70%	28	55	83	15	15	16	9	9	4	51	58	78	190
David Jelínek	19	365	8	178	23	31	66	47%	25	57	44%	35	42	83%	7	34	41	19	5	29	1	5	0	35	31	-48	132
V. Jankovic	15	296	6	98	17	13	42	31%	15	33	45%	29	37	78%	16	40	56	18	14	17	5	2	1	42	28	41	103
Moussa Diagne	16	249	9	103	12	0	1	0%	30	53	57%	43	59	73%	36	45	81	1	4	12	6	2	12	41	52	-12	152
Landing Sanè	5	106	3	62	24	11	20	55%	10	18	56%	9	11	82%	4	18	22	3	4	3	5	0	0	12	10	-18	72
Guillem Colom	9	36	0	12	3	4	10	40%	0	1	0%	0	0	0	2	5	7	4	0	2	0	0	0	5	2	-15	11
Colton Iverson	1	6	0	0	0	0	0	0	0	0	0	0	0	0	0	0	0	0	0	1	0	0	0	1	0	0	-2
B P. Karnowski	13	206	4	98	17	0	0	0	44	74	59%	10	22	45%	9	23	32	8	7	11	3	5	7	32	25	-20	83
B Chris Copeland	5	82	1	23	11	5	20	25%	4	8	50%	0	0	0	0	12	12	5	1	7	1	1	0	8	2	-6	9
Team	19			0	0	0	0	0	0	0	0	0	0	0	24	25	49	0	0	15	0	0	0	4	0	0	30
Totals		3900		1596	0	169	489	35%	356	712	50%	377	517	73%	175	463	638	284	137	230	46	66	39	436	473	18	1626

### AVERAGES

	Gam Pla	Min Pla	Points			Shot			Throws			Field Goals			Free Throws			Rebound			Blocks			PF			
			5i	Tot	Max	Mad	Att	%	Mad	Att	%	Mad	Att	%	Mad	Att	%	Off	Def	Tot	Ast	Stl	Tov	Mad	Rec	Dunk	Mad
Jaka Blazic	19	27	11	15.2	27	1.5	4.4	34%	3.1	6.8	46%	4.5	6.5	69%	0.7	3.9	4.6	1.5	0.7	1.7	0.1	1.1	0.4	2.1	4.5	4.5	13.1
Andrew Albicy	18	24	14	7.6	24	1.2	3.9	30%	0.9	2.8	33%	2.2	2.6	87%	0.1	1.3	1.4	4.1	1.1	1.8	0.2	0.2	0	1.9	3	-0.1	8.6
Jaime Fernández	19	22	5	13.2	22	0.9	3.2	28%	3.6	6.9	52%	3.3	4.3	76%	0.4	1.2	1.6	4.2	1.6	1.3	0.1	0.6	0	2.7	4.3	4.3	13.8
David Walker	19	22	15	6.2	15	1.2	2.9	42%	1.1	2.4	44%	0.4	0.9	44%	0.7	2.1	2.7	1.3	0.4	1	0.1	0.1	0.4	1.8	1.2	-3.1	5.4
John Shurna	17	23	15	5.4	13	0.9	3.5	27%	0.8	1.6	48%	1.1	1.4	78%	0.8	2.6	3.5	0.4	0.9	0.6	0.4	0.3	0	2.6	1.3	-1	4.6
Oliver Stevic	19	20	4	7.2	13	0	0.1	0%	2.6	4.4	60%	1.9	2.8	70%	1.5	2.9	4.4	0.8	0.8	0.8	0.5	0.5	0.2	2.7	3.1	4.1	10
David Jelínek	19	19	8	9.4	23	1.6	3.5	47%	1.3	3	44%	1.8	2.2	83%	0.4	1.8	2.2	1	0.3	1.5	0.1	0.3	0	1.8	1.6	-2.5	6.9
V. Jankovic	15	20	6	6.5	17	0.9	2.8	31%	1	2.2	45%	1.9	2.5	78%	1.1	2.7	3.7	1.2	0.9	1.1	0.3	0.1	0.1	2.8	1.9	2.7	6.9
Moussa Diagne	16	16	9	6.4	12	0	0.1	0%	1.9	3.3	57%	2.7	3.7	73%	2.3	2.8	5.1	0.1	0.3	0.8	0.4	0.1	0.8	2.6	3.3	-0.8	9.5
Landing Sanè	5	21	3	12.4	24	2.2	4	55%	2	3.6	56%	1.8	2.2	82%	0.8	3.6	4.4	0.6	0.8	0.6	1	0	0	2.4	2	-3.6	14.4
Guillem Colom	9	4	0	1.3	3	0.4	1.1	40%	0	0.1	0%	0	0	0	0.2	0.6	0.8	0.4	0	0.2	0	0	0	0.6	0.2	-1.7	1.2
Colton Iverson	1	6	0	0	0	0	0	0	0	0	0	0	0	0	0	0	0	0	0	1	0	0	0	1	0	0	-2
B P. Karnowski	13	16	4	7.5	17	0	0	0	3.4	5.7	59%	0.8	1.7	45%	0.7	1.8	2.5	0.6	0.5	0.8	0.2	0.4	0.5	2.5	1.9	-1.5	6.4
B Chris Copeland	5	16	1	4.6	11	1	4	25%	0.8	1.6	50%	0	0	0	0	2.4	2.4	1	0.2	1.4	0.2	0.2	0	1.6	0.4	-1.2	1.8
Team	19														1.3	1.3	2.6			0.8			0.2				1.6
Totals		205		84	0	8.9	25.7	35%	18.7	37.5	50%	19.8	27.2	73%	9.2	24.4	33.6	14.9	7.2	12.1	2.4	3.5	2.1	22.9	24.9	0.9	85.6

## MOVISTAR ESTUDIANTES

Accumulated Stats until Round 19

### TOTALS

	Gam Pla	Min Pla	Points			Shot			Throws			Field Goals			Free Throws			Rebound			Blocks			PF			
			5i	Tot	Max	Mad	Att	%	Mad	Att	%	Mad	Att	%	Mad	Att	%	Off	Def	Tot	Ast	Stl	Tov	Mad	Rec	Dunk	Mad
Omar Cook	19	500	19	127	13	26	81	32%	13	22	59%	23	36	64%	5	38	43	133	25	33	0	1	0	26	42	-1	233
S. Landesberg	18	489	16	351	33	31	96	32%	85	162	52%	88	121	73%	11	49	60	29	12	30	0	16	4	52	106	-31	285
Goran Suton	19	405	12	140	15	16	57	28%	35	73	48%	22	38	58%	26	75	101	16	18	12	11	4	0	54	32	21	153
Alec Brown	19	395	12	224	22	32	79	41%	44	87	51%	40	44	91%	22	55	77	17	13	18	21	4	8	64	40	69	212
Edgar Vicedo	19	381	4	144	15	18	55	33%	39	56	70%	12	16	75%	25	58	83	11	12	13	9	5	6	24	21	13	180
A. Cvetkovic	18	353	15	93	13	11	44	25%	19	29	66%	22	26	85%	10	19	29	22	10	15	0	6	0	46	42	48	82
N. Caner-Medley	17	341	6	123	22	10	43	23%	36	67	54%	21	21	100%	11	50	61	21	9	18	5	1	2	26	26	-63	136
Dario Brizuela	18	295	2	100	14	10	40	25%	24	54	44%	22	26	85%	5	20	25	22	9	16	3	5	2	40	26	-35	60
Ludde Hakanson	19	280	0	113	14	15	51	29%	25	50	50%	18	24	75%	6	28	34	44	7	18	1	0	0	26	29	-17	117
Sitapha Savané	16	191	2	64	9	0	0	0	26	44	59%	12	26	46%	19	27	46	5	3	11	9	6	5	30	22	-22	70
Victor Arteaga	14	137	6	69	13	0	1	0%	30	59	51%	9	14	64%	13	31	44	0	4	7	8	4	5	24	12	-41	67
Dagoberto Peña	11	99	1	27	7	3	19	16%	8	12	67%	2	3	67%	2	4	6	10	1	4	0	2	1	11	6	-19	12
Adams Sola	1	9	0	1	1	0	0	0	0	0	0	1	2	50%	1	0	1	0	1	0	0	0	0	2	2	8	2
Team	19			0	0	0	0	0	0	0	0	0	0	0	34	32	66	0	0	5	0	0	0	0	0	0	61
Totals		3875		1576	0	172	566	30%	384	715	54%	292	397	74%	190	486	676	330	124	200	67	54	33	425	406	-14	1670

### AVERAGES



# ACB STATS SERVICE

## REAL BETIS ENERGÍA PLUS

Accumulated Stats until Round 19

### TOTALS

	Gam Pla	Min Pla	Points			3 Shot		Throws %	Field Goals		Free Throws		Rebound			Blocks			PF		+/-	PE					
			Si	Tot	Max	Mad	Att		Mad	Att	Mad	Att	Off	Def	Tot	Ast	Stl	Tov	Mad	Rec			Dunk	Mad	Rec		
Ryan Kelly	19	554	19	292	25	20	64	31%	79	172	46%	74	92	80%	18	70	88	31	16	35	17	6	17	50	86	-114	284
Luke Nelson	19	477	17	160	22	27	67	40%	34	72	47%	11	16	69%	4	40	44	37	24	41	1	6	1	55	23	-75	104
Oderah Anosike	19	469	19	183	22	0	0		79	142	56%	25	50	50%	42	69	111	11	9	22	1	12	8	56	72	-113	209
Blake Schilb	18	435	11	190	23	23	58	40%	51	88	58%	19	19	100%	11	39	50	43	9	20	0	1	1	26	22	-62	195
V. Golubovic	19	260	0	120	14	0	0		45	79	57%	30	47	64%	19	39	58	8	6	10	4	5	2	27	51	-34	154
Donnie McGrath	14	248	7	44	10	8	35	23%	6	20	30%	8	8	100%	0	11	11	18	10	14	1	1	0	20	9	-91	17
Josep Franch	16	247	5	83	11	10	31	32%	20	47	43%	13	17	76%	3	19	22	39	13	14	1	2	0	20	9	-30	93
Mikel Uriz	16	222	2	68	10	8	18	44%	13	25	52%	18	22	82%	5	18	23	30	11	21	0	3	0	17	25	-41	90
Alfonso Sánchez	19	196	2	33	8	7	29	24%	4	14	29%	4	11	36%	4	11	15	15	5	15	0	0	0	37	14	-56	-9
Iván Cruz	18	176	0	55	10	8	29	28%	13	27	48%	5	10	50%	12	25	37	10	4	4	0	2	0	25	9	-45	44
Dontaye Draper	8	156	6	42	12	7	25	28%	7	14	50%	7	9	78%	2	14	16	16	6	8	0	0	0	17	11	-51	39
Rade Zagorac	7	65	0	36	16	8	12	67%	4	14	29%	4	4	100%	2	5	7	1	4	4	0	1	0	11	5	-2	23
B N. Boungou-Colo	9	268	7	117	25	11	51	22%	21	51	41%	42	47	89%	19	17	36	9	9	27	3	3	7	19	41	-65	91
B Saúl Blanco	5	52	0	10	7	2	5	40%	1	2	50%	2	4	50%	1	1	2	6	2	3	0	0	0	2	4	-46	13
Team	19			0	0	0	0		0	0		0	0		23	36	59	0	0	11	0	0	0	1	0		47
Totals		3825		1433	0	139	424	33%	377	767	49%	262	356	74%	165	414	579	274	128	249	28	42	36	383	395	-165	1394

### AVERAGES

	Gam Pla	Min Pla	Points			3 Shot		Throws %	Field Goals		Free Throws		Rebound			Blocks			PF		+/-	PE					
			Si	Tot	Max	Mad	Att		Mad	Att	Mad	Att	Off	Def	Tot	Ast	Stl	Tov	Mad	Rec			Dunk	Mad	Rec		
Ryan Kelly	19	29	19	15.4	25	1.1	3.4	31%	4.2	9.1	46%	3.9	4.8	80%	0.9	3.7	4.6	1.6	0.8	1.8	0.9	0.3	0.9	2.6	4.5	-6	14.9
Luke Nelson	19	25	17	8.4	22	1.4	3.5	40%	1.8	3.8	47%	0.6	0.8	69%	0.2	2.1	2.3	1.9	1.3	2.2	0.1	0.3	0.1	2.9	1.2	-3.9	5.5
Oderah Anosike	19	25	19	9.6	22	0	0		4.2	7.5	56%	1.3	2.6	50%	2.2	3.6	5.8	0.6	0.5	1.2	0.1	0.6	0.4	2.9	3.8	-5.9	11
Blake Schilb	18	24	11	10.6	23	1.3	3.2	40%	2.8	4.9	58%	1.1	1.1	100%	0.6	2.2	2.8	2.4	0.5	1.1	0	0.1	0.1	1.4	1.2	-3.4	10.8
V. Golubovic	19	14	0	6.3	14	0	0		2.4	4.2	57%	1.6	2.5	64%	1	2.1	3.1	0.4	0.3	0.5	0.2	0.3	0.1	1.4	2.7	-1.8	8.1
Donnie McGrath	14	18	7	3.1	10	0.6	2.5	23%	0.4	1.4	30%	0.6	0.6	100%	0	0.8	0.8	1.3	0.7	1	0.1	0.1	0	1.4	0.6	-6.5	1.2
Josep Franch	16	15	5	5.2	11	0.6	1.9	32%	1.3	2.9	43%	0.8	1.1	76%	0.2	1.2	1.4	2.4	0.8	0.9	0.1	0.1	0	1.3	1.4	-1.9	5.8
Mikel Uriz	16	14	2	4.3	10	0.5	1.1	44%	0.8	1.6	52%	1.1	1.4	82%	0.3	1.1	1.4	1.9	0.7	1.3	0	0.2	0	1.1	1.6	-2.6	5.6
Alfonso Sánchez	19	10	2	1.7	8	0.4	1.5	24%	0.2	0.7	29%	0.2	0.6	36%	0.2	0.6	0.8	0.8	0.3	0.8	0	0	0	1.9	0.7	-2.9	-0.5
Iván Cruz	18	10	0	3.1	10	0.4	1.6	28%	0.7	1.5	48%	0.3	0.6	50%	0.7	1.4	2.1	0.6	0.2	0.2	0	0.1	0	1.4	0.5	-2.5	2.4
Dontaye Draper	8	19	6	5.3	12	0.9	3.1	28%	0.9	1.8	50%	0.9	1.1	78%	0.3	1.8	2	2	0.8	1	0	0	0	2.1	1.4	-6.4	4.9
Rade Zagorac	7	9	0	5.1	16	1.1	1.7	67%	0.6	2	29%	0.6	0.6	100%	0.3	0.7	1	0.1	0.6	0.6	0	0.1	0	1.6	0.7	-0.3	3.3
B N. Boungou-Colo	9	30	7	13	25	1.2	5.7	22%	2.3	5.7	41%	4.7	5.2	89%	2.1	1.9	4	1	1	3	0.3	0.3	0.8	2.1	4.6	-7.2	10.1
B Saúl Blanco	5	10	0	2	7	0.4	1	40%	0.2	0.4	50%	0.4	0.8	50%	0.2	0.2	0.4	1.2	0.4	0.6	0	0	0	0.4	0.8	-9.2	2.6
Team	19			0	0	0	0		0	0		0	0		1.2	1.9	3.1			0.6			0.1				2.5
Totals		201		75.4	0	7.3	22.3	33%	19.8	40.4	49%	13.8	18.7	74%	8.7	21.8	30.5	14.4	6.7	13.1	1.5	2.2	1.9	20.2	20.8	-8.7	73.4

## REAL MADRID

Accumulated Stats until Round 19

### TOTALS

	Gam Pla	Min Pla	Points			3 Shot		Throws %	Field Goals		Free Throws		Rebound			Blocks			PF		+/-	PE					
			Si	Tot	Max	Mad	Att		Mad	Att	Mad	Att	Off	Def	Tot	Ast	Stl	Tov	Mad	Rec			Dunk	Mad	Rec		
Facu Campazzo	19	451	19	182	19	17	57	30%	49	77	64%	33	46	72%	3	28	31	82	38	27	4	4	1	38	59	98	246
Luka Doncic	18	427	8	253	24	23	77	30%	61	102	60%	62	76	82%	19	86	105	81	16	34	4	5	1	27	73	177	357
Jaycee Carroll	18	306	4	210	29	42	78	54%	31	55	56%	22	29	76%	10	20	30	11	6	14	2	3	0	24	27	88	178
Fabien Causeur	16	303	12	132	19	14	36	39%	36	60	60%	18	23	78%	4	27	31	28	10	11	3	4	0	25	30	47	143
Felipe Reyes	17	285	3	148	18	0	2	0%	48	81	59%	52	70	74%	43	46	89	19	7	15	3	9	1	37	59	89	211
Trey Thompkins	14	278	13	130	13	15	52	29%	34	54	63%	17	20	85%	7	49	56	7	7	11	3	3	3	40	13	57	102
Walter Tavares	12	255	11	93	15	0	1	0%	33	55	60%	27	43	63%	22	58	80	4	0	21	24	1	20	32	41	77	149
Jeffery Taylor	15	251	4	89	12	13	25	52%	19	32	59%	12	16	75%	9	15	24	18	6	12	1	2	8	41	15	88	69
Rudy Fernández	14	225	2	130	14	31	59	53%	11	19	58%	10	16	94%	5	21	26	18	2	11	5	0	0	15	16	70	134
Santiago Yusta	17	221	8	75	18	9	22	41%	19	35	54%	10	12	83%	8	17	25	12	6	6	2	2	4	30	17	38	68
Jonas Maciulis	12	184	0	51	11	12	31	39%	5	8	63%	5	8	83%	6	30	36	9	11	3	0	0	1	20	5	49	66
A. Randolph	8	167	2	91	26	9	24	38%	26	46	57%	12	16	75%	8	32	40	3	5	12	6	1	7	20	16	32	89
Chasson Randle	14	140	0	55	12	8	24	33%	11	21	52%	9	11	82%	1	8	9	14	3	13	0	1	0	27	8	14	20
Dino Radoncic	11	121	2	28	7	2	6	33%	10	15	67%	2	4	50%	4	12	16	7	1	4	0	0	1	15	4	35	26
B Gustavo Ayón	7	144	7	54	12	0	0		23	39	59%	8	17	47%	14	26	40	17	6	18	7	3	6	15	14	31	77
B Ognjen Kuzmic	4	65	0	26	10	0	0		11	14	79%																

# ACB STATS SERVICE

## RETABET BILBAO BASKET

Accumulated Stats until Round 19

### TOTALS

	Gam Pla	Min Pla	Points			Shot			Throws		Field Goals		Free Throws		Rebound			Blocks			PF		+/-	PE			
			5i	Tot	Max	Mad	Att	%	Mad	Att	%	Mad	Att	%	Off	Def	Tot	Ast	Stl	Tov	Mad	Rec			Dunk	Mad	Rec
Dejan Todorovic	19	475	17	224	22	41	101	41%	35	82	43%	31	39	79%	11	54	65	26	17	37	2	10	7	28	51	-60	195
Álex Mumbrú	19	457	5	250	21	39	108	36%	40	72	56%	53	73	73%	10	59	69	44	9	31	4	8	0	47	79	-10	248
Axel Hervelle	19	404	16	100	13	14	39	36%	20	51	39%	18	20	90%	15	62	77	16	14	25	1	1	1	53	21	-65	92
Pere Tomás	17	371	8	129	17	16	40	40%	24	42	57%	33	43	77%	34	32	66	14	4	11	0	3	0	41	37	-35	143
Jonathan Tabu	16	357	13	168	20	26	71	37%	26	64	41%	38	45	84%	9	33	42	55	16	34	1	7	0	48	52	50	155
M. Gladness	17	332	13	104	15	0	0		41	65	63%	22	38	58%	25	61	86	5	5	21	13	3	19	35	32	-24	146
Lucio Redivo	18	323	1	160	18	24	70	34%	37	69	54%	14	21	67%	0	16	16	11	9	11	0	9	0	36	22	-11	77
Shane Hammink	19	303	9	78	16	2	10	20%	26	44	59%	20	28	71%	7	22	29	17	7	12	2	2	4	45	21	-36	61
Ricardo Fischer	16	228	4	97	16	7	22	32%	28	55	51%	20	27	74%	5	16	21	31	2	27	0	5	0	25	30	-60	75
Devin Thomas	10	203	5	94	19	0	0		35	51	69%	24	39	62%	12	25	37	10	18	5	10	5	8	33	29	18	124
Javier Salgado	13	177	1	52	13	9	28	32%	4	11	36%	17	19	89%	2	10	12	30	7	19	0	2	0	9	16	-34	59
V. Vucetic	11	121	1	20	4	0	1	0%	8	21	38%	4	4	100%	6	4	10	2	0	4	0	2	0	27	6	-19	-9
Borja Mendia	2	5	0	0	0	0	0		0	1	0%	0	0	0	0	0	0	0	0	0	1	0	2	0	-10	-4	
B Tim Kempton	7	44	2	15	7	0	1	0%	6	18	33%	3	5	60%	4	8	12	0	2	3	0	5	0	8	4	-32	2
Team	19			0	0	0	0		0	0		0	0		32	38	70	0	0	11	0	0	0	0	0	0	59
Totals		3800		1491	0	178	491	36%	330	646	51%	297	401	74%	172	440	612	261	110	251	33	63	39	437	400	-65.61423	

### AVERAGES

	Gam Pla	Min Pla	Points			Shot			Throws		Field Goals		Free Throws		Rebound			Blocks			PF		+/-	PE			
			5i	Tot	Max	Mad	Att	%	Mad	Att	%	Mad	Att	%	Off	Def	Tot	Ast	Stl	Tov	Mad	Rec			Dunk	Mad	Rec
Dejan Todorovic	19	25	17	11.8	22	2.2	5.3	41%	1.8	4.3	43%	1.6	2.1	79%	0.6	2.8	3.4	1.4	0.9	1.9	0.1	0.5	0.4	1.5	2.7	-3.2	10.3
Álex Mumbrú	19	24	5	13.2	21	2.1	5.7	36%	2.1	3.8	56%	2.8	3.8	73%	0.5	3.1	3.6	2.3	0.5	1.6	0.2	0.4	0	2.5	4.2	-0.5	13.1
Axel Hervelle	19	21	16	5.3	13	0.7	2.1	36%	1.1	2.7	39%	0.9	1.1	90%	0.8	3.3	4.1	0.8	0.7	1.3	0.1	0.1	0.1	2.8	1.1	-3.4	4.8
Pere Tomás	17	22	8	7.6	17	0.9	2.4	40%	1.4	2.5	57%	1.9	2.5	77%	2	1.9	3.9	0.8	0.2	0.6	0	0.2	0	2.4	2.2	-2.1	8.4
Jonathan Tabu	16	22	13	10.5	20	1.6	4.4	37%	1.6	4	41%	2.4	2.8	84%	0.6	2.1	2.6	3.4	1	2.1	0.1	0.4	0	3	3.3	3.1	9.7
M. Gladness	17	20	13	6.1	15	0	0		2.4	3.8	63%	1.3	2.2	58%	1.5	3.6	5.1	0.3	0.3	1.2	0.8	0.2	1.1	2.1	1.9	-1.4	8.6
Lucio Redivo	18	18	1	8.9	18	1.3	3.9	34%	2.1	3.8	54%	0.8	1.2	67%	0	0.9	0.9	0.6	0.5	0.6	0	0.5	0	2	1.2	-0.6	4.3
Shane Hammink	19	16	9	4.1	16	0.1	0.5	20%	1.4	2.3	59%	1.1	1.5	71%	0.4	1.2	1.5	0.9	0.4	0.6	0.1	0.1	0.2	2.4	1.1	-1.9	3.2
Ricardo Fischer	16	14	4	6.1	16	0.4	1.4	32%	1.8	3.4	51%	1.3	1.7	74%	0.3	1	1.3	1.9	0.1	1.7	0	0.3	0	1.6	1.9	-3.8	4.7
Devin Thomas	10	20	5	9.4	19	0	0		3.5	5.1	69%	2.4	3.9	62%	1.2	2.5	3.7	1	1.8	0.5	1	0.5	0.8	3.3	2.9	1.8	12.4
Javier Salgado	13	14	1	4	13	0.7	2.2	32%	0.3	0.8	36%	1.3	1.5	89%	0.2	0.8	0.9	2.3	0.5	1.5	0	0.2	0	0.7	1.2	-2.6	4.5
V. Vucetic	11	11	1	1.8	4	0	0.1	0%	0.7	1.9	38%	0.4	0.4	100%	0.5	0.4	0.9	0.2	0	0.4	0	0.2	0	2.5	0.5	-1.7	-0.8
Borja Mendia	2	2	0	0	0	0	0		0	0.5	0%	0	0	0	0	0	0	0	0	0	0.5	0	1	0	-5	-2	
B Tim Kempton	7	6	2	2.1	7	0	0.1	0%	0.9	2.6	33%	0.4	0.7	60%	0.6	1.1	1.7	0	0.3	0.4	0	0.7	0	1.1	0.6	-4.6	0.3
Team	19														1.7	2	3.7			0.6							3.1
Totals		200		78.5	0	9.4	25.8	36%	17.4	34	51%	15.6	21.1	74%	9.1	23.2	32.2	13.7	5.8	13.2	1.7	3.3	2.1	23	21.1	-3.5	74.9

## SAN PABLO BURGOS

Accumulated Stats until Round 19

### TOTALS

	Gam Pla	Min Pla	Points			Shot			Throws		Field Goals		Free Throws		Rebound			Blocks			PF		+/-	PE			
			5i	Tot	Max	Mad	Att	%	Mad	Att	%	Mad	Att	%	Off	Def	Tot	Ast	Stl	Tov	Mad	Rec			Dunk	Mad	Rec
Deon Thompson	19	530	19	234	25	11	25	44%	83	145	57%	35	44	80%	45	75	120	26	17	32	17	6	11	50	52	-66	293
Corey Fisher	19	455	18	196	24	26	74	35%	42	82	51%	34	51	67%	9	19	28	50	11	27	0	3	0	32	60	0	178
D. Gailius	17	388	13	186	18	22	67	33%	45	91	49%	30	43	70%	21	57	78	19	11	33	1	7	1	39	53	-42	165
Goran Huskic	19	386	14	170	18	2	10	20%	69	125	55%	26	40	65%	18	48	66	48	18	27	13	12	2	51	33	-55	180
Álex López	19	385	10	117	12	16	57	28%	16	38	42%	37	47	79%	9	44	53	43	20	22	1	1	0	53	48	-7	133
T. Schreiner	19	322	1	71	13	13	62	21%	11	24	46%	10	11	91%	2	19	21	64	11	22	0	3	0	30	17	-70	66
Sebas Saiz	19	317	1	159	19	0	3	0%	60	91	66%	39	52	75%	31	44	75	6	9	22	12	4	15	52	45	-66	181
Javier Vega	19	284	4	64	13	14	51	27%	8	24	33%	6	6	100%	10	22	32	15	8	19	1	1	3	18	13	-72	42
John Jenkins	10	245	9	138	25	6	23	26%	47	73	64%	26	26	100%	2	18	20	9	6	16	2	1	0	19	20	-77	116
Alex Barrera	17	243	3	87	15	13	33	39%	18	35	51%	12	16	75%	1	24	25	17	11	23	0	2	0	21	22	-80	75
Edu Martínez	16	174	1	71	13	20	47	43%	4	10	40%	3	3	100%	4	12	16	7	3	5	1	0	1	24	5	10	41
B T. Sedekerskis	8	85	2	13	4	0	2	0%	5	11	45%	3	6	50%	4	19	23	5	3	2	1	0	2	1	8	-81	39
B F. Dos Anjos	3	12	0	6	4	0	0		2	4	50%	2	2	100%	2	2	4	0	0	1	0	0	1	3	1	-7	5
Team	19			0	0	0	0		0	0		0	0		25	29	54	0	0	5	0	0	0	0	1	0	48
Totals		3825		1512	0	143	454	31%	410	753	54%	263	347	76%	183	432	615	309	128	256	49	40	36	394	377	-122.61562	

### AVERAGES

	Gam Pla	Min Pla	Points			Shot				
--	---------	---------	--------	--	--	------	--	--	--	--

# ACB STATS SERVICE

## TECNYCONTA ZARAGOZA

Accumulated Stats until Round 19

### TOTALS

	Gam Pla	Min Pla	Points				Shot			Throws		Field Goals		Free Throws			Rebound			Blocks			PF		+/-	PE	
			Tot	Max	Si	Mad	Att	%	Mad	Att	%	Mad	Att	%	Off	Def	Tot	Ast	Stl	Tov	Mad	Rec	Dunk	Mad			Rec
Tomás Bellas	19	482	14	149	19	17	58	29%	25	75	33%	48	55	87%	7	26	33	70	10	23	0	4	0	41	66	-83	162
Nikola Dragovic	19	465	18	150	18	19	67	28%	32	60	53%	29	43	67%	23	90	113	21	13	24	8	1	6	53	41	-64	178
Gary Neal	16	462	15	295	36	28	67	42%	64	132	48%	83	89	93%	2	33	35	49	7	45	0	5	1	42	70	-5	251
Jarvis Varnado	19	406	17	149	14	0	0		62	106	58%	25	46	54%	29	75	104	13	12	31	28	3	19	54	52	-31	205
Janis Blums	19	398	4	149	26	34	101	34%	17	36	47%	13	18	72%	2	44	46	16	10	23	0	4	0	46	24	-5	81
J. Barreiro	19	326	16	99	12	21	49	43%	15	35	43%	6	10	60%	12	39	51	12	6	14	3	3	1	32	22	-19	92
Nicolas De Jong	18	306	2	162	16	3	10	30%	56	90	62%	41	55	75%	20	40	60	5	5	14	10	6	5	44	59	-37	182
Alex Suárez	19	252	1	79	12	23	54	43%	5	14	36%	0	0		11	31	42	6	7	12	1	2	2	33	7	-40	55
Bo McCalebb	8	196	5	94	18	2	10	20%	40	67	60%	8	13	62%	8	14	22	29	11	13	0	2	0	13	16	-22	104
Michal Michalak	17	193	2	69	17	13	41	32%	12	39	31%	6	8	75%	7	22	29	9	5	12	0	2	0	23	11	-49	29
Juanjo Triguero	10	68	0	25	7	0	0		8	11	73%	9	9	100%	2	5	7	2	2	7	1	0	2	12	8	-15	23
Lovro Mazalin	9	49	1	12	2	0	4	0%	5	17	29%	2	4	50%	2	3	5	3	2	3	0	1	1	12	5	-36	-7
Carlos Alocén	2	41	0	6	6	0	2	0%	3	5	60%	0	3	0%	0	7	7	7	0	4	0	0	0	0	6	-8	15
B Sergi García	9	178	0	86	19	14	29	48%	16	28	57%	12	15	80%	7	22	29	25	12	13	2	0	0	13	18	0	116
B Txemi Urtañun	2	27	0	5	3	1	5	20%	0	4	0%	2	2	100%	1	1	2	1	0	3	0	1	0	3	2	-24	-5
Team	19			0	0	0	0		0	0		0	0		24	43	67	0	0	8	0	0	0	3	0		56
Totals		3850		1529	0	175	497	35%	360	719	50%	284	370	77%	157	495	652	268	102	249	53	34	37	424	407	-87.6	1537

### AVERAGES

	Gam Pla	Min Pla	Points				Shot			Throws		Field Goals		Free Throws			Rebound			Blocks			PF		+/-	PE	
			Tot	Max	Si	Mad	Att	%	Mad	Att	%	Mad	Att	%	Off	Def	Tot	Ast	Stl	Tov	Mad	Rec	Dunk	Mad			Rec
Tomás Bellas	19	25	14	7.8	19	0.9	3.1	29%	1.3	3.9	33%	2.5	2.9	87%	0.4	1.4	1.7	3.7	0.5	1.2	0	0.2	0	2.2	3.5	-4.4	8.5
Nikola Dragovic	19	24	18	7.9	18	1	3.5	28%	1.7	3.2	53%	1.5	2.3	67%	1.2	4.7	5.9	1.1	0.7	1.3	0.4	0.1	0.3	2.8	2.2	-3.4	9.4
Gary Neal	16	29	15	18.4	36	1.8	4.2	42%	4	8.3	48%	5.2	5.6	93%	0.1	2.1	2.2	3.1	0.4	2.8	0	0.3	0.1	2.6	4.4	-0.3	15.7
Jarvis Varnado	19	21	17	7.8	14	0	0		3.3	5.6	58%	1.3	2.4	54%	1.5	3.9	5.5	0.7	0.6	1.6	1.5	0.2	1	2.8	2.7	-1.6	10.8
Janis Blums	19	21	4	7.8	26	1.8	5.3	34%	0.9	1.9	47%	0.7	0.9	72%	0.1	2.3	2.4	0.8	0.5	1.2	0	0.2	0	2.4	1.3	-0.3	4.3
J. Barreiro	19	17	16	5.2	12	1.1	2.6	43%	0.8	1.8	43%	0.3	0.5	60%	0.6	2.1	2.7	0.6	0.3	0.7	0.2	0.2	0.1	1.7	1.2	-1	4.8
Nicolas De Jong	18	17	2	9	16	0.2	0.6	30%	3.1	5	62%	2.3	3.1	75%	1.1	2.2	3.3	0.3	0.3	0.8	0.6	0.3	0.3	2.4	3.3	-2.1	10.1
Alex Suárez	19	13	1	4.2	12	1.2	2.8	43%	0.3	0.7	36%	0	0		0.6	1.6	2.2	0.3	0.4	0.6	0.1	0.1	0.1	1.7	0.4	-2.1	2.9
Bo McCalebb	8	24	5	11.8	18	0.3	1.3	20%	5	8.4	60%	1	1.6	62%	1	1.8	2.8	3.6	1.4	1.6	0	0.3	0	1.6	2	-2.8	13
Michal Michalak	17	11	2	4.1	17	0.8	2.4	32%	0.7	2.3	31%	0.4	0.5	75%	0.4	1.3	1.7	0.5	0.3	0.7	0	0.1	0	1.4	0.6	-2.9	1.7
Juanjo Triguero	10	7	0	2.5	7	0	0		0.8	1.1	73%	0.9	0.9	100%	0.2	0.5	0.7	0.2	0.2	0.7	0.1	0	0.2	1.2	0.8	-1.5	2.3
Lovro Mazalin	9	5	1	1.3	2	0	0.4	0%	0.6	1.9	29%	0.2	0.4	50%	0.2	0.3	0.6	0.3	0.2	0.3	0	0.1	0.1	1.3	0.6	-4	-0.8
Carlos Alocén	2	21	0	3	6	0	1	0%	1.5	2.5	60%	0	1.5	0%	0	3.5	3.5	3.5	0	2	0	0	0	3	-4	7.5	
B Sergi García	9	20	0	9.6	19	1.6	3.2	48%	1.8	3.1	57%	1.3	1.7	80%	0.8	2.4	3.2	2.8	1.3	1.4	0.2	0	0	1.4	2	0	12.9
B Txemi Urtañun	2	14	0	2.5	3	0.5	2.5	20%	0	2	0%	1	1	100%	0.5	0.5	1	0.5	0	1.5	0	0.5	0	1.5	1	-12	-2.5
Team	19														1.3	2.3	3.5			0.4					0.2		2.9
Totals		203		80.5	0	9.2	26.2	35%	18.9	37.8	50%	14.9	19.5	77%	8.3	26.1	34.3	14.1	5.4	13.1	2.8	1.8	1.9	22.3	21.4	-4.6	80.9

## UCAM MURCIA

Accumulated Stats until Round 19

### TOTALS

	Gam Pla	Min Pla	Points				Shot			Throws		Field Goals		Free Throws			Rebound			Blocks			PF		+/-	PE		
			Tot	Max	Si	Mad	Att	%	Mad	Att	%	Mad	Att	%	Off	Def	Tot	Ast	Stl	Tov	Mad	Rec	Dunk	Mad			Rec	
Clevin Hannah	19	483	16	254	25	35	85	41%	48	76	63%	53	59	90%	4	35	39	77	11	38	1	4	0	37	63	32	282	
Brad Oleson	18	464	17	165	19	32	99	32%	22	47	47%	25	28	89%	11	35	46	28	20	16	5	0	0	28	29	48	154	
Marcos Delía	19	439	3	130	14	0	0		49	108	45%	32	50	64%	33	57	90	18	9	21	7	11	9	40	49	37	154	
Ovie Soko	19	421	15	195	20	6	34	18%	54	98	55%	69	87	79%	28	55	83	22	19	41	5	10	11	65	61	0	179	
Sadiel Rojas	19	413	19	120	16	17	65	26%	20	41	49%	29	41	71%	30	69	99	5	23	24	3	1	2	66	54	-16	132	
Kevin Tumba	19	346	17	75	14	0	0		29	56	52%	17	46	37%	45	63	108	3	10	23	17	6	18	61	38	-9	105	
Vitor Benite	19	345	1	184	29	28	80	35%	36	67	54%	28	29	97%	4	25	29	14	10	19	1	3	1	31	37	13	138	
Charlon Kloof	19	327	3	164	19	16	51	31%	34	73	47%	48	59	81%	10	31	41	28	11	26	4	3	8	60	55	-9	129	
Marko Lukovic	19	298	3	109	13	14	54	26%	23	60	38%	21	37	57%	18	37	55	7	10	8	4	4	2	32	36	33	84	
Alex Urtañun	17	246	1	86	18	14	45	31%	11	38	29%	22	24	92%	4	15	19	13	5	12	1	2	0	26	26	-13	50	
Alberto Martín	7	26	0	0	0	0	0		0	3	0%	0	0		0	0	0	5	3	0	0	2	0	1	3	12	5	
Julen Olaizola	4	11	0	2	2	0	0		1	2	50%	0	0		0	1	1	0	0	1	0	0	0	0	2	0	-10	-1
B Vitor Faverani	2	5	0	0	0	0	1	0%	0	2	0%	0	0		0	0	0	0	0	0	0	1	0	0	0	0	-9	-4
Team	19			0	0	0	0		0	0		0	0		33	18	51	0	0									

# ACB STATS SERVICE

## UNICAJA

Accumulated Stats until Round 19

### TOTALS

	Gam	Min	Points			Shot			Throws			Field Goals			Free Throws			Rebound			Blocks			PF			+/-	PE
			Pla	Pla	Si	Tot	Max	Mad	Att	%	Mad	Att	%	Mad	Att	%	Mad	Att	%	Off	Def	Tot	Ast	Stl	Tov	Mad		
Carlos Suárez	19	398	2	146	14	12	40	30%	29	49	59%	52	58	90%	27	65	92	42	11	19	3	1	1	16	56	44	260	
James Augustine	19	389	11	131	15	0	2	0%	62	107	58%	7	18	39%	51	67	118	25	18	17	7	3	5	51	21	84	191	
Alberto Díaz	19	387	12	81	14	16	54	30%	12	31	39%	9	10	90%	7	34	41	58	23	15	0	2	0	41	19	48	106	
Ray McCallum	19	364	7	148	15	10	30	33%	39	79	49%	40	53	75%	8	36	44	53	8	23	0	6	3	40	41	52	152	
Adam Waczynski	19	356	11	156	16	27	60	45%	27	52	52%	21	28	75%	11	30	41	17	13	10	0	0	3	37	32	39	147	
Jeff Brooks	18	343	17	149	15	8	19	42%	50	94	53%	25	27	93%	30	45	75	10	9	19	5	5	6	30	25	58	162	
Sasu Salin	19	341	7	131	14	31	89	35%	11	28	39%	16	20	80%	7	28	35	37	13	13	2	5	0	29	37	76	129	
G. Shermadini	19	331	8	207	23	0	0	0%	67	98	68%	73	81	90%	34	56	90	17	9	28	10	3	11	51	71	26	283	
Daniel Diez	15	233	3	92	14	12	36	33%	21	39	54%	14	16	88%	17	33	50	12	11	5	1	6	1	8	19	48	122	
D.Milosavljevic	12	185	5	50	9	4	18	22%	11	28	39%	16	21	76%	5	13	18	8	6	15	0	1	4	22	21	0	29	
Morayo Soluade	7	51	1	16	8	3	8	38%	2	9	22%	3	4	75%	1	3	4	6	1	7	0	1	0	8	3	-7	1	
Viny Okouo	7	47	0	20	7	0	0	0%	7	16	44%	6	7	86%	4	5	9	0	2	6	2	1	0	6	6	0	16	
Ignacio Rosa	1	1	0	0	0	0	0	0%	0	0	0%	0	0	0%	0	1	1	0	0	0	0	0	0	0	0	0	1	
B Nemanja Nedovic	17	373	11	212	22	34	96	35%	42	99	42%	26	33	79%	3	18	21	70	13	32	0	6	3	23	50	37	179	
Team	19			0	0	0	0	0%	0	0	0%	0	0	0%	19	20	39	0	0	13	0	0	0	0	0	0	0	26
Totals		3800		1539	0	157	452	35%	380	729	52%	308	376	82%	224	454	678	355	137	222	30	40	37	362	401	101	1804	

### AVERAGES

	Gam	Min	Points			Shot			Throws			Field Goals			Free Throws			Rebound			Blocks			PF			+/-	PE
			Pla	Pla	Si	Tot	Max	Mad	Att	%	Mad	Att	%	Mad	Att	%	Mad	Att	%	Off	Def	Tot	Ast	Stl	Tov	Mad		
Carlos Suárez	19	21	2	7.7	14	0.6	2.1	30%	1.5	2.6	59%	2.7	3.1	90%	1.4	3.4	4.8	2.2	0.6	1	0.2	0.1	0.1	0.8	2.9	2.3	13.7	
James Augustine	19	20	11	6.9	15	0	0.1	0%	3.3	5.6	58%	0.4	0.9	39%	2.7	3.5	6.2	1.3	0.9	0.9	0.4	0.2	0.3	2.7	1.1	4.4	10.1	
Alberto Díaz	19	20	12	4.3	14	0.8	2.8	30%	0.6	1.6	39%	0.5	0.5	90%	0.4	1.8	2.2	3.1	1.2	0.8	0	0.1	0	2.2	1	2.5	5.6	
Ray McCallum	19	19	7	7.8	15	0.5	1.6	33%	2.1	4.2	49%	2.1	2.8	75%	0.4	1.9	2.3	2.8	0.4	1.2	0	0.3	0.2	2.1	2.2	2.7	8	
Adam Waczynski	19	19	11	8.2	16	1.4	3.2	45%	1.4	2.7	52%	1.1	1.5	75%	0.6	1.6	2.2	0.9	0.7	0.5	0	0	0.2	1.9	1.7	2.1	7.7	
Jeff Brooks	18	19	17	8.3	15	0.4	1.1	42%	2.8	5.2	53%	1.4	1.5	93%	1.7	2.5	4.2	0.6	0.5	1.1	0.3	0.3	0.3	1.7	1.4	3.2	9	
Sasu Salin	19	18	7	6.9	14	1.6	4.7	35%	0.6	1.5	39%	0.8	1.1	80%	0.4	1.5	1.8	1.9	0.7	0.7	0.1	0.3	0	1.5	1.9	4	6.8	
G. Shermadini	19	17	8	10.9	23	0	0	0%	3.5	5.2	68%	3.8	4.3	90%	1.8	2.9	4.7	0.9	0.5	1.5	0.5	0.2	0.6	2.7	3.7	1.4	14.9	
Daniel Diez	15	16	3	6.1	14	0.8	2.4	33%	1.4	2.6	54%	0.9	1.1	88%	1.1	2.2	3.3	0.8	0.7	0.3	0.1	0.4	0.1	0.5	1.3	3.2	8.1	
D.Milosavljevic	12	15	5	4.2	9	0.3	1.5	22%	0.9	2.3	39%	1.3	1.8	76%	0.4	1.1	1.5	0.7	0.5	1.3	0	0.1	0.3	1.8	1.8	0	2.4	
Morayo Soluade	7	7	1	2.3	8	0.4	1.1	38%	0.3	1.3	22%	0.4	0.6	75%	0.1	0.4	0.6	0.9	0.1	1	0	0.1	0	1.1	0.4	-1	0.1	
Viny Okouo	7	7	0	2.9	7	0	0	0%	1	2.3	44%	0.9	1	86%	0.6	0.7	1.3	0	0.3	0.9	0.3	0.1	0	0.9	0.9	0	2.3	
Ignacio Rosa	1	1	0	0	0	0	0	0%	0	0	0%	0	0	0%	0	1	1	0	0	0	0	0	0	0	0	0	1	
B Nemanja Nedovic	17	22	11	12.5	22	2	5.6	35%	2.5	5.8	42%	1.5	1.9	79%	0.2	1.1	1.2	4.1	0.8	1.9	0	0.4	0.2	1.4	2.9	2.2	10.5	
Team	19														1	1.1	2.1			0.7							1.4	
Totals		200		81	0	8.3	23.8	35%	20	38.4	52%	16.2	19.8	82%	11.8	23.9	35.7	18.7	7.2	11.7	1.6	2.1	1.9	19.1	12.1	5.3	94.9	

## VALENCIA BASKET

Accumulated Stats until Round 19

### TOTALS

	Gam	Min	Points			Shot			Throws			Field Goals			Free Throws			Rebound			Blocks			PF			+/-	PE
			Pla	Pla	Si	Tot	Max	Mad	Att	%	Mad	Att	%	Mad	Att	%	Mad	Att	%	Off	Def	Tot	Ast	Stl	Tov	Mad		
Will Thomas	19	470	18	142	15	17	44	39%	34	62	55%	23	30	77%	25	44	69	23	18	7	4	4	12	32	32	0	183	
A. Doornekamp	19	410	11	141	16	26	59	44%	24	43	56%	15	24	63%	19	44	63	32	17	15	3	4	2	57	27	145	236	
Erick Green	18	391	12	246	27	20	54	37%	62	115	54%	62	70	89%	4	19	23	30	13	18	2	2	1	27	64	46	236	
Sam Van Rossom	17	379	9	135	14	26	58	45%	19	39	49%	19	23	83%	11	40	51	67	9	25	1	2	0	32	31	91	179	
Tibor Pleiss	19	376	8	191	21	3	7	43%	75	131	57%	32	41	78%	34	86	120	11	8	31	18	4	25	43	54	100	255	
Rafa Martínez	19	341	7	176	24	37	77	48%	15	28	54%	35	35	100%	4	15	29	38	9	18	0	2	0	22	28	96	185	
Bojan Dubljevic	14	298	11	129	17	12	39	31%	32	69	46%	29	43	67%	31	67	98	23	9	22	4	7	0	26	51	53	181	
Alberto Abalde	14	246	2	94	13	12	33	36%	21	47	45%	16	16	100%	12	26	38	26	11	11	0	1	2	21	19	24	108	
F. San Emeterio	10	245	4	152	35	16	30	53%	30	56	54%	44	48	92%	6	29	35	18	14	26	0	6	0	7	46	35	182	
Guillem Vives	12	237	8	64	13	14	36	39%	7	16	44%	8	16	50%	9	19	28	33	7	15	0	5	0	29	19	37	63	
Joan Sastre	10	225	5	77	13	10	25	40%	18	27	67%	11	14	79%	6	15	21	23	7	9	3	1	5	12	18	-7	100	
T. Hlinason	9	47	0	14	6	0	0	0%	6	10	60%	2	4	50%	8	7	15	0	1	5	2	0	3	15	5	-2	11	
Josep Puerto	5	39	0	11	4	0	5	0%	4	6	67%	3	4	75%	2	3	5	1	0	4	2	0	0	3	4	1	8	
Sergi García	1	10	0	0	0	0	2	0%	0	1	0%	0	0	0%	0	2	2	0	0	1	0	0	0	0	0	0	5	-2
Luis Ferrando	2	6	0	3	3	1	2	50%	0	1	0%	0	0	0%	0	0	0	0	0	1	0	0	0	1	0	-7	-1	
Alejandro Vera	1	2																										

# NEXT ROUND

**L I G A  
E N D E S A**

**Round  
20**

BASKONIA - UNICAJA	Saturday	10-02-2018	18.00 h. GMT	-
MONBUS OBRADOIRO - UCAM MURCIA	Saturday	10-02-2018	18.00 h. GMT	-
MORABANC ANDORRA - DIVINA SEGUROS JOVENTUT	Saturday	10-02-2018	20.00 h. GMT	-
SAN PABLO BURGOS - VALENCIA BASKET	Sunday	11-02-2018	11:30 h. GMT	-
MONTAKIT FUENLABRADA - HERBALIFE GRAN CANARIA	Sunday	11-02-2018	11.30 h. GMT	-
FC BARCELONA LASSA - RETABET BILBAO BASKET	Sunday	11-02-2018	11.30 h. GMT	INT2
MOVISTAR ESTUDIANTES - REAL BETIS ENERGÍA PLUS	Sunday	11-02-2018	11.30 h. GMT	-
DELTECO GBC - TECNYCONTA ZARAGOZA	Sunday	11-02-2018	17.00 h. GMT	-
REAL MADRID - IBEROSTAR TENERIFE	Sunday	11-02-2018	17.30 h. GMT	INT1

INT 1 - Game Broadcasted Internationally (Graphics and Commentaries in English) | INT 2 - Game Broadcasted Internationally (English Commentaries)

## ROUND 20 PRECEDENTS

	Past Match-ups	Home wins (last one)	Road wins (last one)
REAL MADRID - IBEROSTAR TENERIFE	11	10 (13/11/2016)	1 (17/03/2013)
BASKONIA - UNICAJA	42	27 (30/05/2015)	15 (07/05/2017)
FC BARCELONA LASSA - RETABET BILBAO BASKET	18	16 (23/12/2015)	2 (05/02/2017)
MORABANC ANDORRA - DIVINA SEGUROS JOVENTUT	6	3 (09/10/2016)	3 (24/09/1995)
MOVISTAR ESTUDIANTES - REAL BETIS ENERGÍA PLUS	29	19 (27/12/2015)	10 (01/10/2016)
SAN PABLO BURGOS - VALENCIA BASKET	NO EVENTS	NO EVENTS	NO EVENTS
MONTAKIT FUENLABRADA - UCAM MURCIA	19	11 (30/04/2017)	8 (12/04/2015)
MONBUS OBRADOIRO - UCAM MURCIA	7	4 (23/04/2016)	3 (23/04/2017)
DELTECO GBC - TECNYCONTA ZARAGOZA	7	5 (27/04/2014)	2 (24/04/2016)

**Main ACB Sponsor**