
liga endesa News

Nº 1035

YEAR XXIX - 12th February 2018. Communication Department

**SEASON
2017-2018**

R O U N D

20

C O N T E N T S

Results and Standings	2
Top Scorers	2
Player of the Round	3
League Scoreboard	4
Top League Performances	4
Player Stats	5-6
Team Form	7
Team Stats	7-8
Accumulated Stats	9-17
Next Round and Past Match-ups	18

endesa

Main ACB Sponsor

ACB 2017/2018 - Results and Standings



ROUND 20 RESULTS


(11st - 12th February 2018)

REAL MADRID - IBEROSTAR TENERIFE	(89-76)
BASKONIA - UNICAJA	(96-78)
FC BARCELONA LASSA - RETABET BILBAO BASKET	(90-58)
MORABANC ANDORRA - DIVINA SEGUROS JOV.	(88-81)
MOVISTAR ESTUDIANTES - R. BETIS ENERGÍA PLUS	(89-83)
SAN PABLO BURGOS - VALENCIA BASKET	(76-90)
MONTAKIT FUENLABRADA - HERBALIFE G. CANARIA	(66-86)
MONBUS OBRADOIRO - UCAM MURCIA	(70-68)
DELTECO GBC - TECNYCONTA ZARAGOZA	(94-99)

ACB STANDINGS 2017-2018

PO	TEAMS	G	W	L	POINTS	
					+	-
1	REAL MADRID	20	18	2	1.836	1.576
2	VALENCIA BASKET	20	14	6	1.696	1.534
3	BASKONIA	20	13	7	1.693	1.601
4	FC BARCELONA LASSA	20	13	7	1.781	1.618
5	UNICAJA	20	12	8	1.617	1.509
6	HERBALIFE GRAN CANARIA	20	12	8	1.706	1.642
7	MONTAKIT FUENLABRADA	20	12	8	1.537	1.606
8	MORABANC ANDORRA	20	11	9	1.684	1.639
9	IBEROSTAR TENERIFE	20	11	9	1.540	1.510
10	MONBUS OBRADOIRO	20	10	10	1.527	1.569
11	UCAM MURCIA	20	10	10	1.552	1.535
12	MOVISTAR ESTUDIANTES	20	9	11	1.665	1.690
13	DELTECO GBC	20	8	12	1.607	1.617
14	TECNYCONTA ZARAGOZA	20	7	13	1.628	1.730
15	RETABET BILBAO BASKET	20	6	14	1.549	1.695
16	SAN PABLO BURGOS	20	6	14	1.588	1.750
17	DIVINA SEGUROS JOVENTUT	20	4	16	1.576	1.724
18	REAL BETIS ENERGÍA PLUS	20	4	16	1.516	1.753


TOP SCORERS



	PTS	GA	AVE				
1 LANDESBERG, S.	380	19	20.0	26 BROWN, ALEC	229	20	11,5
2 NEAL, GARY	326	17	19.2	27 TODOROVIC, D.	229	20	11,5
3 SHENGELIA, T.	337	19	17.7	28 PUSTOVYI, ARTEM	223	20	11,2
4 THOMAS, MATT	299	19	15.7	29 SHERMADINI, G.	223	20	11,2
5 KELLY, RYAN	304	20	15.2	30 CLARK, DANIEL	221	20	11,1
6 BLAZIC, JAKA	303	20	15.2	31 GAILIUS, D.	186	17	10,9
7 PONITKA, MATEUSZ	267	18	14.8	32 SERAPHIN, KEVIN	153	14	10,9
8 POPOVIC, MARKO	292	20	14.6	33 SEELEY, DJ	218	20	10,9
9 NOREL, HENK	284	20	14.2	34 WAYNS, MAALIK	163	15	10,9
10 GREEN, ERICK	268	19	14.1	35 SOKO, OVIE	213	20	10,7
11 DONCIC, LUKA	264	19	13.9	36 SCHILB, BLAKE	201	19	10,6
12 FERNÁNDEZ, JAIME	269	20	13.5	37 FISHER, COREY	205	20	10,3
13 CHERY, KENNY	223	17	13.1	38 SWING, JORDAN	205	20	10,3
14 HANNAH, CLEVIN	259	20	13.0	39 PLEISS, TIBOR	205	20	10,3
15 MUMBRÚ, ÁLEX	257	20	12.9	40 TOBEY, MIKE	194	19	10,2
16 HEURTEL, THOMAS	243	19	12.8	41 TABU, JONATHAN	172	17	10,1
17 EYENGA, C.	253	20	12.7	42 BENITE, VITOR	200	20	10,0
18 JORDAN, JEROME	246	20	12.3	43 SMITS, ROLANDS	200	20	10,0
19 THOMPSON, DEON	244	20	12.2	44 JELÍNEK, DAVID	199	20	10,0
20 NEDOVIC, NEMANJA	217	18	12.1	45 CAMPAZZO, FACU	197	20	9,9
21 BEAUBOIS, R.	200	17	11.8	46 BÁEZ, EULIS	167	17	9,8
22 ERIKSSON, MARCUS	200	17	11.8	47 GRANGER, JAYSON	196	20	9,8
23 CARROLL, JAYCEE	223	19	11.7	48 ABROMAITIS, TIM	196	20	9,8
24 CRUZ, FRANCISCO	232	20	11.6	49 RADOVIC, N.	184	19	9,7
25 RICHARD, PATRICK	219	19	11.5	50 DUBLJEVIC, BOJAN	142	15	9,5

PLAYER OF THE ROUND

Gary NEAL (Tecnyconta Zaragoza)



Gary Neal is the top player from Round 20. The Tecnyconta Zaragoza guard starred against Delteco GBC at the Donostia Arena his best match of the season. The american player scored 31 points (2/2 3FG, 7/10 2FG and 11/11 FT) and 7 rebounds on his way to a Points Evaluation (PE) of 45 (top of the season). His performance also included 7 assists, 1 steal and 8 fouls received. The accolade is his third in his career in Liga Endesa.


ACB Points Evaluation Formula

PE (Points Evaluation) = [Points+Reb.+Ast.+Stl.+FP rec.+Blk.] - [Miss. shots+Tov.+Blk. rec.+PF]

ROUND 20 EVALUATION

PLAYER	PE	Pts.	Reb.	Ast.	Stl.	Tov.	PF	PFR.	Blk.	Blkr	3FG	2FG	FT
NEAL, GARY	45	31	7	5	1	3	1	8	0	0	2/2	7/10	11/11
LANDESBERG, S.	34	29	6	2	2	1	2	7	0	0	5/8	4/10	6/6
ABROMAITIS, TIM	34	21	5	5	2	0	2	3	0	0	5/5	1/1	4/4
NOREL, HENK	32	22	8	3	0	0	1	7	0	0	1/1	7/12	5/7
SHENGELIA, T.	28	21	9	2	0	1	3	5	0	0	2/3	6/9	3/4
JORDAN, JEROME	26	19	4	2	0	1	3	8	2	0	0/0	6/8	7/10
PUSTOVYI, ARTEM	24	17	6	1	1	3	4	5	6	0	0/0	5/9	7/8
CAMPAZZO, FACU	24	15	3	8	0	3	1	4	0	0	1/2	3/4	6/6
VOIGTMANN, J.	23	18	4	1	0	1	1	2	0	0	1/1	6/6	3/3
SHERMADINI, G.	23	16	2	1	1	1	0	5	0	0	0/0	4/5	8/8
JELÍNEK, DAVID	23	21	5	2	0	1	2	2	2	0	3/4	5/9	2/3
GREEN, ERICK	23	22	6	1	0	1	2	1	0	0	4/7	4/5	2/2
BEIRÁN, JAVIER	23	14	7	6	1	0	1	1	0	1	4/5	1/4	0/0
SUTON, GORAN	22	18	8	1	0	1	2	3	0	0	2/6	6/7	0/0
THOMPSON, DEON	21	10	10	0	1	1	1	3	2	0	1/2	2/4	3/3

RANKING ACB



	Total	Gam	Ave
1 SHENGELIA, T.	401	19	21,1
2 NOREL, HENK	413	20	20,7
3 DONCIC, LUKA	371	19	19,5
4 PONITKA, MATEUSZ	344	18	19,1
5 NEAL, GARY	296	17	17,4
6 LANDESBERG, S.	319	19	16,8
7 JORDAN, JEROME	322	20	16,1
8 THOMPSON, DEON	314	20	15,7
9 SHERMADINI, G.	306	20	15,3
10 THOMAS, MATT	285	19	15,0
11 KELLY, RYAN	299	20	15,0
12 HEURTEL, THOMAS	283	19	14,9
13 PUSTOVYI, ARTEM	296	20	14,8
14 HANNAH, CLEVIN	284	20	14,2
15 FERNÁNDEZ, JAIME	281	20	14,1
16 POPOVIC, MARKO	275	20	13,8
17 GREEN, ERICK	259	19	13,6
18 CAMPAZZO, FACU	270	20	13,5
19 PLEISS, TIBOR	270	20	13,5
20 SUÁREZ, CARLOS	269	20	13,5
21 DUBLJEVIC, BOJAN	200	15	13,3
22 BLAZIC, JAKA	262	20	13,1
23 MUMBRÚ, ÁLEX	259	20	13,0
24 VOIGTMANN, J.	242	19	12,7
25 GRANGER, JAYSON	252	20	12,6
26 REYES, FELIPE	226	18	12,6
27 BEAUBOIS, R.	211	17	12,4
28 BÁEZ, EULIS	210	17	12,4
29 EYENGA, C.	239	20	12,0
30 COOK, OMAR	236	20	11,8
31 BALVIN, ONDREJ	232	20	11,6
32 VIDAL, SERGI	214	19	11,3
33 ABROMAITIS, TIM	225	20	11,3
34 HANGA, ADAM	223	20	11,2
35 CHERY, KENNY	188	17	11,1
36 ORIOLA, PIERRE	197	18	10,9
37 VARNADO, JARVIS	217	20	10,9
38 TOMIC, ANTE	184	17	10,8
39 BROWN, ALEC	216	20	10,8
40 ANOSIKE, ODERAH	216	20	10,8
41 SCHILB, BLAKE	204	19	10,7
42 TOBEY, MIKE	203	19	10,7
43 SEELEY, DJ	212	20	10,6
44 ERIKSSON, MARCUS	180	17	10,6
45 VAN ROSSOM, SAM	179	17	10,5
46 RICHARD, PATRICK	200	19	10,5
47 DE JONG, NICOLAS	194	19	10,2
48 CARROLL, JAYCEE	193	19	10,2
49 SERAPHIN, KEVIN	142	14	10,1
50 AUGUSTINE, JAMES	202	20	10,1



Oficial ACB Sponsor

ACB STATS SERVICE



	Baskonia	Divina Seguros Joventut	FC Barcelona Lassa	Delteco GBC	Herbalife Gran Canaria	Iberostar Tenerife	Monbus Obradoiro	Montakit Fuenlabrada	Morabanc Andorra	Movistar Estudiantes	Real Betis Energía Plus	Real Madrid	RETAbet Bilbao Basket	San Pablo Burgos	Tecnyconta Zaragoza	UCAM Murcia	Unicaja	Valencia Basket
Baskonia		87-77	96-72	88-86			85-78			94-76	94-70	69-81	94-71		73-78		96-78	78-74
Divina Seguros Joventut			72-74	76-67		73-76			103-101	93-96	81-76	66-84		81-88	94-83	62-71		
FC Barcelona Lassa	87-82	91-79			77-88	91-93	102-58	101-74					90-58	111-81		94-97	73-76	79-74
Delteco GBC			77-101		80-87	89-70		81-76	60-64		94-60	84-98	87-91		94-99	67-69	71-63	
Herbalife Gran Canaria	100-82	94-69		84-76				87-65		99-95	83-90		90-85	87-80	90-70			
Iberostar Tenerife	86-74				92-71					77-59	87-70	74-84	83-69	84-76		84-78	81-77	67-70
Monbus Obradoiro		77-68		69-72	79-65	75-64			65-77			93-102		94-69	80-74	70-68		96-77
Montakit Fuenlabrada	80-75	83-78			66-86	79-68	65-73		77-85				82-68		88-82	88-86	77-69	
Morabanc Andorra	94-97	88-81	102-92		78-76	58-48		94-95			96-68	89-87	99-91	91-99			66-60	
Movistar Estudiantes	87-89	101-94	80-70	75-92			95-67	69-71	81-72		89-83					79-91		73-71
Real Betis Energía Plus			82-89	88-94			83-77	70-73		81-90		63-98	86-94		70-67			80-90
Real Madrid			80-84		96-72	89-76		100-72	94-88	96-89			95-65		93-65	87-85	99-85	
RETAbet Bilbao Basket		99-74	83-104				74-84	77-83		87-77		80-87		62-78	77-72		70-67	77-81
San Pablo Burgos	76-100			76-99		65-81		69-71		72-87	92-88	95-100				89-86	78-85	76-90
Tecnyconta Zaragoza			86-99	97-73	95-99	89-77	93-87		95-78	102-97				73-79		73-77	77-102	
UCAM Murcia	78-67				84-78	74-72	60-62		81-77		63-70		82-71				64-74	91-93
Unicaja	72-73	86-74			94-87		96-76			89-70	99-71			93-72		78-67		74-67
Valencia Basket		102-81		86-64	89-83		80-67	88-72	89-87		103-67	82-86		87-78	103-58			

TOP LEAGUE PERFORMANCES

TOP PERFORMANCES	ROUND 20	BEST OF THE SEASON
TOP TEAM PERFORMANCES		
BEST OFFENSE	TECNYCONTA ZARAGOZA (99)	FC BARCELONA LASSA (111 - Round 3)
BEST DEFENSE	FC BARCELONA LASSA (58)	MORABANC ANDORRA (48 - Round 6)
LOWER SCORE VICTORY	MONBUS OBRADOIRO (70)	MORABANC ANDORRA (58 - Round 6)
HIGHEST SCORE LOSE	DELTECO GBC (94)	MORABANC ANDORRA (101 - Round 7)
FIELD GOALS MADE	BASKONIA (27)	GIPUZKOA BASKET (34 - Round 2)
3 POINT THROWS MADE	MORABANC ANDORRA (27)	REAL MADRID (19 - Round 12)
FREETHROWS MADE	IBEROSTAR TENERIFE (13)	MORABANC ANDORRA (39 - Round 7)
REBOUNDS	TECNYCONTA ZARAGOZA (26)	TECNYCONTA ZARAG. (52 - Round 15)
ASSISTS	DELTECO GBC (45)	FC BARCELONA LASSA (30 - Round 3)
EVALUATION	BASKONIA (28)	VALENCIA BASKET (147 - Round 19)
TOP INDIVIDUAL PERFORMANCES		
POINTS	NEAL, GARY (31)	NEAL, GARY (36 - Round 19)
FIELD GOALS MADE	TOBEY, MIKE (8)	NOREL, HENK (11 - Round 1)
3 POINT THROWS MADE		NOREL, HENK (11 - Round 2)
	SANÈ, LANDING (6)	BLUMS, JANIS (7 - Round 2)
	ABROMAITIS, TIM (5)	SIMONS, BEN (7 - Round 12)
	LANDESBERG, SYLVEN (5)	POPOVIC, MARKO (7 - Round 12)
FREETHROWS MADE		CORBACHO, ALBERTO (7 - Round 15)
	NEAL, GARY (11)	CARROLL, JAYCEE (7 - Round 17)
REBOUNDS		NEAL, GARY (13 - Round 10)
ASSISTS	RADOVIC, NEMANJA (13)	LANDESBERG, S. (13 - Round 10)
	CAMPAZZO, FACU (8)	CHERY, KENNY (13 - Round 18)
	HEURTEL, THOMAS (8)	DRAGOVIC, NIKOLA (16 - Round 15)
EVALUATION	NEAL, GARY (45)	COOK, OMAR (12 - Round 4)
		POZAS, PEPE (12 - Round 18)
		NEAL, GARY (45 - Round 20)

ACB STATS SERVICE

PLAYER STATS

<< MINUTES >>

	tot	gam	ave
NEAL, GARY	494:03	17	29:04
KELLY, RYAN	579:46	20	28:59
THOMPSON, DEON	559:34	20	27:59
THOMAS, MATT	530:04	19	27:54
EYENGA, C.	546:44	20	27:20
LANDESBERG, S.	518:48	19	27:18
VIDAL, SERGI	513:35	19	27:02
SHENGELIA, T.	509:03	19	26:48
BLAZIC, JAKA	533:20	20	26:40
POPOVIC, MARKO	531:53	20	26:36
PUSTOVYI, ARTEM	527:12	20	26:22
COOK, OMAR	523:14	20	26:10
OLESON, BRAD	494:02	19	26:00
BELLAS, TOMÁS	481:52	19	25:22
NELSON, LUKE	506:45	20	25:20

<< DUNKS >>

	tot	gam	ave
BALVIN, ONDREJ	38	20	1,90
TOBEY, MIKE	30	19	1,58
JORDAN, JEROME	30	20	1,50
POIRIER, VINCENT	27	19	1,42
PLEISS, TIBOR	28	20	1,40
PUSTOVYI, ARTEM	27	20	1,35
GLADNESS, M.	19	18	1,06
VARNADO, JARVIS	20	20	1,00
SHENGELIA, T.	18	19	0,95
SERAPHIN, KEVIN	13	14	0,93
TUMBA, KEVIN	18	20	0,90
AGBELESE, DANNY	17	19	0,89
DIOP, ILIMANE	12	14	0,86
KELLY, RYAN	17	20	0,85
VÁZQUEZ, FRAN	15	19	0,79

<< ASSISTS >>

	tot	gam	ave
COOK, OMAR	139	20	6,95
HEURTEL, THOMAS	127	19	6,68
GRANGER, JAYSON	105	20	5,25
POZAS, PEPE	94	20	4,70
CAMPAZZO, FACU	90	20	4,50
DONCIC, LUKA	84	19	4,42
FERNÁNDEZ, JAIME	84	20	4,20
NEDOVIC, NEMANJA	75	18	4,17
HANNAH, CLEVIN	81	20	4,05
HUERTAS, M.	79	20	3,95
VAN ROSSOM, SAM	67	17	3,94
ALBICY, ANDREW	74	19	3,89
PÉREZ, DANIEL	72	19	3,79
BELLAS, TOMÁS	70	19	3,68
MEKEL, GAL	73	20	3,65

<< DEFENSIVE REBOUNDS >>

	tot	gam	ave
DRAGOVIC, NIKOLA	90	19	4,74
DUBLJEVIC, BOJAN	70	15	4,67
DONCIC, LUKA	88	19	4,63
PLEISS, TIBOR	91	20	4,55
PUSTOVYI, ARTEM	88	20	4,40
NOREL, HENK	85	20	4,25
RADOVIC, N.	80	19	4,21
THOMPSON, DEON	84	20	4,20
SHENGELIA, T.	78	19	4,11
VOIGTMANN, J.	78	19	4,11
SUTON, GORAN	79	20	3,95
VARNADO, JARVIS	78	20	3,90
BLAZIC, JAKA	77	20	3,85
EYENGA, C.	76	20	3,80
ANOSIKE, ODERAH	75	20	3,75

<< OFFENSIVE REBOUNDS >>

	tot	gam	ave
NOREL, HENK	68	20	3,40
AUGUSTINE, JAMES	53	20	2,65
PONITKA, MATEUSZ	45	18	2,50
JORDAN, JEROME	49	20	2,45
TUMBA, KEVIN	48	20	2,40
REYES, FELIPE	43	18	2,39
THOMPSON, DEON	46	20	2,30
ANOSIKE, ODERAH	46	20	2,30
TOMIC, ANTE	39	17	2,29
DUBLJEVIC, BOJAN	34	15	2,27
DIAGNE, MOUSSA	38	17	2,24
TOBEY, MIKE	41	19	2,16
BALVIN, ONDREJ	40	20	2,00
SEKULIC, BLAGOTA	39	20	1,95
SHENGELIA, T.	37	19	1,95

<< TOTAL REBOUNDS >>

	def	off	tot	gam	ave
NOREL, HENK	85	68	153	20	7,65
DUBLJEVIC, BOJAN	70	34	104	15	6,93
THOMPSON, DEON	84	46	130	20	6,50
PLEISS, TIBOR	91	36	127	20	6,35
AUGUSTINE, JAMES	70	53	123	20	6,15
RADOVIC, N.	80	36	116	19	6,11
SHENGELIA, T.	78	37	115	19	6,05
ANOSIKE, ODERAH	75	46	121	20	6,05
PUSTOVYI, ARTEM	88	33	121	20	6,05
DRAGOVIC, NIKOLA	90	23	113	19	5,95
PONITKA, MATEUSZ	61	45	106	18	5,89
TUMBA, KEVIN	68	48	116	20	5,80
DONCIC, LUKA	88	21	109	19	5,74
TOBEY, MIKE	66	41	107	19	5,63
JORDAN, JEROME	63	49	112	20	5,60

Main ACB Sponsor

VIAJES El Corte Inglés

SPALDING

KYOCERA

GLS

Official ACB Partners

ACB STATS SERVICE

<< FREE THROWS >>

	M1/A1	gam	%	ave
NEAL, GARY	94/100	17	94,00 %	5,53
LANDESBERG, S.	94/127	19	74,02 %	4,95
BLAZIC, JAKA	87/126	20	69,05 %	4,35
PONITKA, MATEUSZ	76/98	18	77,55 %	4,22
SHERMADINI, G.	81/89	20	91,01 %	4,05
SHENGELIA, T.	74/105	19	70,48 %	3,89
KELLY, RYAN	76/94	20	80,85 %	3,80
JORDAN, JEROME	76/99	20	76,77 %	3,80
SOKO, OVIE	74/93	20	79,57 %	3,70
GREEN, ERICK	64/72	19	88,89 %	3,37
FERNÁNDEZ, JAIME	67/89	20	75,28 %	3,35
DONCIC, LUKA	62/76	19	81,58 %	3,26
NOREL, HENK	62/86	20	72,09 %	3,10
REYES, FELIPE	54/73	18	73,97 %	3,00
PUSTOVYI, ARTEM	59/72	20	81,94 %	2,95

<< FREE THROWS % >>

	M1/A1	gam	ave	%
MARTÍNEZ, RAFA	35/35	20	1,75	100,00 %
BENITE, VITOR	34/36	20	1,70	94,44 %
THOMAS, MATT	49/52	19	2,58	94,23 %
NEAL, GARY	94/100	17	5,53	94,00 %
SAN EMETERIO, F.	48/52	11	4,36	92,31 %
CHERY, KENNY	44/48	17	2,59	91,67 %
SHERMADINI, G.	81/89	20	4,05	91,01 %
BROWN, ALEC	40/44	20	2,00	90,91 %
SUÁREZ, CARLOS	56/62	20	2,80	90,32 %
HANNAH, CLEVIN	53/59	20	2,65	89,83 %
BOUNGOU-COLO, N.	42/47	9	4,67	89,36 %
GREEN, ERICK	64/72	19	3,37	88,89 %
HUERTAS, M.	31/35	20	1,55	88,57 %
BELLAS, TOMÁS	48/55	19	2,53	87,27 %
ALBICY, ANDREW	41/47	19	2,16	87,23 %

<< STEALS >>

	tot	gam	ave
CAMPAZZO, FACU	38	20	1,90
FERNÁNDEZ, JAIME	31	20	1,55
HANGA, ADAM	31	20	1,55
RABASEDA, XAVI	25	18	1,39
RICHARD, PATRICK	26	19	1,37
NELSON, LUKE	27	20	1,35
VENTURA, ALBERT	26	20	1,30
COOK, OMAR	25	20	1,25
PRESSEY, PHIL	23	19	1,21
ROJAS, SADIÉL	24	20	1,20
VAN LACKE, FEDE	24	20	1,20
SHENGELIA, T.	22	19	1,16
DÍAZ, ALBERTO	23	20	1,15
HEURTEL, THOMAS	21	19	1,11
OLESON, BRAD	21	19	1,11

<< TURNOVERS >>

	tot	gam	ave
NEAL, GARY	48	17	2,82
CRUZ, FRANCISCO	51	20	2,55
HEURTEL, THOMAS	47	19	2,47
SWING, JORDAN	45	20	2,25
NELSON, LUKE	44	20	2,20
MEKEL, GAL	43	20	2,15
TABU, JONATHAN	36	17	2,12
EYENGA, C.	41	20	2,05
SOKO, OVIE	41	20	2,05
GRANGER, JAYSON	41	20	2,05
PUSTOVYI, ARTEM	40	20	2,00
HANNAH, CLEVIN	39	20	1,95
SAN MIGUEL, R.	37	19	1,95
GAILIUS, D.	33	17	1,94
TODOROVIC, D.	38	20	1,90

<< FIELD GOALS >>

	M2/A2	gam	%	ave
SHENGELIA, T.	106/171	19	61,99 %	5,58
NOREL, HENK	108/182	20	59,34 %	5,40
PONITKA, MATEUSZ	88/130	18	67,69 %	4,89
SERAPHIN, KEVIN	66/119	14	55,46 %	4,71
LANDESBERG, S.	89/172	19	51,74 %	4,68
TOBEY, MIKE	81/137	19	59,12 %	4,26
THOMPSON, DEON	85/149	20	57,05 %	4,25
JORDAN, JEROME	85/155	20	54,84 %	4,25
KELLY, RYAN	84/182	20	46,15 %	4,20
NEAL, GARY	71/142	17	50,00 %	4,18
PUSTOVYI, ARTEM	82/135	20	60,74 %	4,10
ANOSIKE, ODERAH	82/149	20	55,03 %	4,10
PLEISS, TIBOR	81/139	20	58,27 %	4,05
HUSKIC, GORAN	75/134	20	55,97 %	3,75
HEURTEL, THOMAS	71/119	19	59,66 %	3,74

<< FIELD GOALS % >>

	M2/A2	gam	ave	%
SHERMADINI, G.	71/103	20	3,55	68,93 %
PONITKA, MATEUSZ	88/130	18	4,89	67,69 %
SAIZ, SEBAS	65/98	20	3,25	66,33 %
BALVIN, ONDREJ	66/100	20	3,30	66,00 %
O'LEARY, IAN	58/90	20	2,90	64,44 %
CAMPAZZO, FACU	52/81	20	2,60	64,20 %
AGBELESE, DANNY	49/78	19	2,58	62,82 %
GLADNESS, M.	42/67	18	2,33	62,69 %
SHENGELIA, T.	106/171	19	5,58	61,99 %
DE JONG, NICOLAS	59/96	19	3,11	61,46 %
ORIOLA, PIERRE	47/77	18	2,61	61,04 %
REYES, FELIPE	53/87	18	2,94	60,92 %
PUSTOVYI, ARTEM	82/135	20	4,10	60,74 %
ABROMAITIS, TIM	40/66	20	2,00	60,61 %
HANNAH, CLEVIN	49/81	20	2,45	60,49 %

<< BLOCKS >>

	tot	gam	ave
PUSTOVYI, ARTEM	48	20	2,40
VARNADO, JARVIS	28	20	1,40
JORDAN, JEROME	24	20	1,20
BROWN, ALEC	22	20	1,10
TUMBA, KEVIN	19	20	0,95
THOMPSON, DEON	19	20	0,95
KELLY, RYAN	19	20	0,95
PLEISS, TIBOR	18	20	0,90
EYENGA, C.	18	20	0,90
BALVIN, ONDREJ	18	20	0,90
SERAPHIN, KEVIN	11	14	0,79
TOBEY, MIKE	14	19	0,74
FAKUADE, MICHAEL	14	19	0,74
GLADNESS, M.	13	18	0,72
NIANG, MAMADOU	10	15	0,67

<< RECEIVED BLOCKS >>

	tot	gam	ave
BLAZIC, JAKA	22	20	1,10
THOMAS, MATT	17	19	0,89
LANDESBERG, S.	16	19	0,84
SOKO, OVIE	13	20	0,65
ANOSIKE, ODERAH	13	20	0,65
DELÍA, MARCOS	12	20	0,60
CRUZ, FRANCISCO	12	20	0,60
HUSKIC, GORAN	12	20	0,60
REDIVO, LUCIO	11	19	0,58
RADOVIC, N.	11	19	0,58
REYES, FELIPE	10	18	0,56
EYENGA, C.	11	20	0,55
JORDAN, JEROME	11	20	0,55
FERNÁNDEZ, JAIME	11	20	0,55
RICHARD, PATRICK	10	19	0,53

<< 3 POINT THROWS MADE >>

	M3/A3	gam	%	ave
POPOVIC, MARKO	56/155	20	36,13 %	2,80
ERIKSSON, MARCUS	42/92	17	45,65 %	2,47
CARROLL, JAYCEE	45/82	19	54,88 %	2,37
THOMAS, MATT	44/94	19	46,81 %	2,32
FERNÁNDEZ, RUDY	31/59	14	52,54 %	2,21
TODOROVIC, D.	42/106	20	39,62 %	2,10
MUMBRÚ, ÁLEX	41/113	20	36,28 %	2,05
MARTÍNEZ, RAFA	39/82	20	47,56 %	1,95
NEDOVIC, NEMANJA	35/101	18	34,65 %	1,94
LANDESBERG, S.	36/104	19	34,62 %	1,89
JANNING, MATT	35/77	19	45,45 %	1,84
HANNAH, CLEVIN	36/93	20	38,71 %	1,80
BLUMS, JANIS	36/105	20	34,29 %	1,80
RIBAS, PAU	32/75	18	42,67 %	1,78
NEAL, GARY	30/69	17	43,48 %	1,76

<< 3 POINT THROWS MADE % >>

	M3/A3	gam	ave	%
CARROLL, JAYCEE	45/82	19	2,37	54,88 %
FERNÁNDEZ, RUDY	31/59	14	2,21	52,54 %
JELÍNEK, DAVID	34/70	20	1,70	48,57 %
MARTÍNEZ, RAFA	39/82	20	1,95	47,56 %
THOMAS, MATT	44/94	19	2,32	46,81 %
ERIKSSON, MARCUS	42/92	17	2,47	45,65 %
JANNING, MATT	35/77	19	1,84	45,45 %
ABROMAITIS, TIM	33/73	20	1,65	45,21 %
VAN ROSSOM, SAM	26/58	17	1,53	44,83 %
WACZYNSKI, ADAM	30/67	20	1,50	44,78 %
MARTÍNEZ, EDU	22/50	17	1,29	44,00 %
NEAL, GARY	30/69	17	1,76	43,48 %
RIBAS, PAU	32/75	18	1,78	42,67 %
HEURTEL, THOMAS	26/61	19	1,37	42,62 %
BEAUBOIS, R.	26/61	17	1,53	42,62 %

<< PERSONAL AND TECHNICAL FOULS >>

	tot	gam	ave
VARGAS, GREGORY	76	20	3,80
ROJAS, SADIÉL	71	20	3,55
SOKO, OVIE	67	20	3,35
PUSTOVYI, ARTEM	67	20	3,35
BROWN, ALEC	67	20	3,35
RICHOTTI, NICO	49	15	3,27
KLOOF, CHARLON	64	20	3,20
POPOVIC, MARKO	63	20	3,15
TUMBA, KEVIN	63	20	3,15
JORDAN, JEROME	61	20	3,05
SMITS, ROLANDS	61	20	3,05
ANOSIKE, ODERAH	60	20	3,00
TOBEY, MIKE	57	19	3,00
TABU, JONATHAN	51	17	3,00
BIRGANDER, SIMON	48	16	3,00

<< RECEIVED FOULS >>

	tot	gam	ave
LANDESBERG, S.	113	19	5,95
SHENGELIA, T.	101	19	5,32
POPOVIC, MARKO	100	20	5,00
PONITKA, MATEUSZ	90	18	5,00
JORDAN, JEROME	99	20	4,95
NOREL, HENK	97	20	4,85
NEAL, GARY	78	17	4,59
BLAZIC, JAKA	89	20	4,45
KELLY, RYAN	89	20	4,45
FERNÁNDEZ, JAIME	88	20	4,40
MUMBRÚ, ÁLEX	82	20	4,10
DONCIC, LUKA	75	19	3,95
GRANGER, JAYSON	76	20	3,80
SHERMADINI, G.	76	20	3,80
DUBLJEVIC, BOJAN	57	15	3,80

ACB STATS SERVICE

TEAM STATS

<<BEST OFFENSE>>

	pts	gam	ave
REAL MADRID	1836	20	91,80
FC BARCELONA LASSA	1781	20	89,05
HERBALIFE GRAN CANARIA	1706	20	85,30
VALENCIA BASKET CLUB	1696	20	84,80
BASKONIA	1693	20	84,65
MORABANC ANDORRA	1684	20	84,20
MOVISTAR ESTUDIANTES	1665	20	83,25
TECNYCONTA ZARAGOZA	1628	20	81,40
UNICAJA	1617	20	80,85
DELTECO GBC	1607	20	80,35
SAN PABLO BURGOS	1586	20	79,30
DIVINA SEGUROS JOVENTUT	1576	20	78,80
UCAM MURCIA CB	1552	20	77,60
RETABET BILBAO BASKET	1549	20	77,45
IBEROSTAR TENERIFE	1540	20	77,00
MONTAKIT FUENLABRADA	1537	20	76,85
MONBUS OBRADOIRO	1527	20	76,35
REAL BETIS ENERGÍA PLUS	1516	20	75,80

<<BEST DEFENSE>>

	pts	gam	ave
UNICAJA	1509	20	75,45
IBEROSTAR TENERIFE	1510	20	75,50
VALENCIA BASKET CLUB	1534	20	76,70
UCAM MURCIA CB	1535	20	76,75
MONBUS OBRADOIRO	1569	20	78,45
REAL MADRID	1576	20	78,80
BASKONIA	1601	20	80,05
MONTAKIT FUENLABRADA	1606	20	80,30
DELTECO GBC	1617	20	80,85
FC BARCELONA LASSA	1618	20	80,90
MORABANC ANDORRA	1639	20	81,95
HERBALIFE GRAN CANARIA	1642	20	82,10
MOVISTAR ESTUDIANTES	1690	20	84,50
RETABET BILBAO BASKET	1695	20	84,75
DIVINA SEGUROS JOVENTUT	1724	20	86,20
TECNYCONTA ZARAGOZA	1730	20	86,50
SAN PABLO BURGOS	1750	20	87,50
REAL BETIS ENERGÍA PLUS	1753	20	87,65

<< DUNKS >>

	tot	gam	ave
HERBALIFE GRAN CANARIA	84	20	4,20
BASKONIA	78	20	3,90
IBEROSTAR TENERIFE	74	20	3,70
REAL MADRID	59	20	2,95
VALENCIA BASKET CLUB	54	20	2,70
FC BARCELONA LASSA	54	20	2,70
UCAM MURCIA CB	53	20	2,65
MONBUS OBRADOIRO	50	20	2,50
DIVINA SEGUROS JOVENTUT	45	20	2,25
MORABANC ANDORRA	41	20	2,05
DELTECO GBC	39	20	1,95
RETABET BILBAO BASKET	39	20	1,95
TECNYCONTA ZARAGOZA	38	20	1,90
UNICAJA	38	20	1,90
SAN PABLO BURGOS	37	20	1,85
REAL BETIS ENERGÍA PLUS	37	20	1,85
MOVISTAR ESTUDIANTES	34	20	1,70
MONTAKIT FUENLABRADA	34	20	1,70

<< ASSISTS >>

	tot	gam	ave
FC BARCELONA LASSA	418	20	20,90
BASKONIA	385	20	19,25
UNICAJA	374	20	18,70
REAL MADRID	358	20	17,90
VALENCIA BASKET CLUB	348	20	17,40
MOVISTAR ESTUDIANTES	345	20	17,25
HERBALIFE GRAN CANARIA	343	20	17,15
SAN PABLO BURGOS	329	20	16,45
IBEROSTAR TENERIFE	327	20	16,35
DELTECO GBC	311	20	15,55
MONBUS OBRADOIRO	310	20	15,50
MORABANC ANDORRA	295	20	14,75
MONTAKIT FUENLABRADA	292	20	14,60
REAL BETIS ENERGÍA PLUS	289	20	14,45
TECNYCONTA ZARAGOZA	282	20	14,10
DIVINA SEGUROS JOVENTUT	282	20	14,10
RETABET BILBAO BASKET	273	20	13,65
UCAM MURCIA CB	230	20	11,50

<< EVALUATION >>

	tot	gam	ave
REAL MADRID	2132	20	106,60
FC BARCELONA LASSA	2010	20	100,50
VALENCIA BASKET CLUB	1999	20	99,95
BASKONIA	1962	20	98,10
HERBALIFE GRAN CANARIA	1895	20	94,75
UNICAJA	1884	20	94,20
MOVISTAR ESTUDIANTES	1763	20	88,15
MORABANC ANDORRA	1719	20	85,95
IBEROSTAR TENERIFE	1691	20	84,55
DELTECO GBC	1676	20	83,80
SAN PABLO BURGOS	1649	20	82,45
TECNYCONTA ZARAGOZA	1638	20	81,90
MONBUS OBRADOIRO	1586	20	79,30
MONTAKIT FUENLABRADA	1513	20	75,65
UCAM MURCIA CB	1509	20	75,45
DIVINA SEGUROS JOVENTUT	1491	20	74,55
REAL BETIS ENERGÍA PLUS	1488	20	74,40
RETABET BILBAO BASKET	1469	20	73,45

TEAM FORM

	ROUND																																		TO TAL	HO ME	AW	SERIE			
	1	2	3	4	5	6	7	8	9	10	11	12	13	14	15	16	17	18	19	20	21	22	23	24	25	26	27	28	29	30	31	32	33	34							
BASKONIA	d	v	d	d	v	d	v	v	v	v	v	v	d	d	v	d	v	v	v	v	v	v	d	d	v	d	v	v	v	v	v	v	v	v	v	13-7	9-2	4-5	6	2	
DELTECO GBC	d	v	v	d	d	d	d	v	d	v	d	d	d	v	v	v	d	v	d	v	d	d	d	d	d	d	d	d	d	d	d	d	d	d	d	d	8-12	4-7	4-5	2	4
DIVINA SEGUROS JOVENTUT	d	d	d	d	d	v	v	d	v	d	d	v	d	d	d	d	d	d	d	d	d	d	d	d	d	d	d	d	d	d	d	d	d	d	d	4-16	4-6	0-10	2	9*	
FC BARCELONA LASSA	v	v	v	v	d	d	v	v	v	v	d	d	v	v	v	d	d	v	d	d	v	d	v	d	v	d	v	d	v	d	v	d	v	d	v	13-7	7-4	6-3	4	2	
HERBALIFE GRAN CANARIA	v	v	v	d	v	d	v	d	v	d	v	v	d	v	d	v	d	v	d	v	d	v	d	v	d	v	d	v	d	v	d	v	d	v	d	12-8	8-1	4-7	3*	2	
IBEROSTAR TENERIFE	v	v	d	v	v	d	d	d	d	v	v	v	d	v	d	v	v	d	v	v	d	v	v	d	v	d	v	d	v	d	v	d	v	d	11-9	8-2	3-7	3	4		
MONBUS OBRADOIRO	v	d	v	d	v	v	v	v	v	d	d	d	d	d	d	d	v	v	d	v	v	d	v	v	d	v	v	d	v	v	v	v	v	v	10-10	7-3	3-7	5	7		
MONTAKIT FUENLABRADA	v	v	v	v	v	d	d	v	v	d	v	v	v	d	v	d	d	d	v	d	d	d	v	d	d	v	d	v	d	v	d	v	d	v	12-8	7-3	5-5	5	3		
MORABANC ANDORRA	d	d	d	v	d	v	d	v	v	d	v	d	v	v	d	d	v	v	d	d	v	v	v	v	v	v	v	v	v	v	v	v	v	v	11-9	8-3	3-6	4*	3		
MOVISTAR ESTUDIANTES	v	d	d	v	v	d	v	d	d	d	v	d	v	d	d	v	d	d	v	d	d	v	d	d	v	d	v	d	v	d	v	d	v	d	9-11	6-4	3-7	2*	3		
REAL BETIS ENERGÍA PLUS	d	d	d	d	d	d	d	d	d	d	v	v	v	v	d	d	d	d	d	d	d	d	d	d	d	d	d	d	d	d	d	d	d	d	4-16	2-7	2-9	4	10		
REAL MADRID	v	v	v	v	v	v	v	d	v	v	v	v	v	v	v	v	v	v	v	v	v	v	v	v	v	v	v	v	v	v	v	v	v	v	18-2	9-1	9-1	10	1		
RETABET BILBAO BASKET	d	d	v	v	d	v	d	d	d	d	d	v	d	v	d	v	d	v	d	v	d	d	d	d	d	d	d	d	d	d	d	d	d	d	6-14	4-6	2-8	2	5		
SAN PABLO BURGOS	d	d	d	d	d	d	v	d	v	d	d	v	d	v	v	v	d	d	d	v	v	v	d	d	d	d	d	d	d	d	d	d	d	d	6-14	2-8	4-6	3	7		
TECNYCONTA ZARAGOZA	d	d	d	d	v	v	v	v	d	d	d	d	d	d	v	d	d	d	v	d	d	d	v	v	v	v	v	v	v	v	v	v	v	v	7-13	5-5	2-8	4	6		
UCAM MURCIA	d	d	v	v	d	v	d	d	v	v	d	d	v	v	d	v	v	v	v	d	v	v	v	v	d	d	d	d	d	d	d	d	d	d	10-10	5-4	5-6	3	2*		
UNICAJA	v	v	d	v	d	v	d	d	d	v	v	d	v	d	v	v	v	v	v	v	v	v	v	v	v	v	v	v	v	v	v	v	v	v	12-8	8-1	4-7	6	3		
VALENCIA BASKET	v	v	v	d	v	v	v	v	d	v	d	v	d	v	d	v	v	d	v	v	d	v	v	d	v	v	d	v	v	v	v	v	v	v	14-6	9-1	5-5	4	2		

Claves: d=defeat / v=victory / with a dot=means home game / asterisk (*) means the serie is still open

ACB STATS SERVICE

<< FREE THROWS % >>

	mad	att	%
VALENCIA BASKET CLUB	315	387	81,40%
UNICAJA	327	405	80,74%
DIVINA SEGUROS JOVENTUT	300	388	77,32%
TECNYCONTA ZARAGOZA	310	402	77,11%
BASKONIA	314	411	76,40%
MONBUS OBRADOIRO	254	335	75,82%
SAN PABLO BURGOS	275	363	75,76%
IBEROSTAR TENERIFE	255	337	75,67%
UCAM MURCIA CB	363	485	74,85%
REAL MADRID	327	437	74,83%
MOVISTAR ESTUDIANTES	305	411	74,21%
RETABET BILBAO BASKET	311	421	73,87%
REAL BETIS ENERGÍA PLUS	275	374	73,53%
DELTECO GBC	289	398	72,61%
MORABANC ANDORRA	390	540	72,22%
MONTAKIT FUENLABRADA	261	363	71,90%
HERBALIFE GRAN CANARIA	291	407	71,50%
FC BARCELONA LASSA	254	370	68,65%

<< DEFENSIVE REBOUNDS >>

	tot	gam	ave
REAL MADRID	545	20	27,25
BASKONIA	527	20	26,35
DELTECO GBC	524	20	26,20
TECNYCONTA ZARAGOZA	520	20	26,00
MOVISTAR ESTUDIANTES	515	20	25,75
FC BARCELONA LASSA	506	20	25,30
MONBUS OBRADOIRO	494	20	24,70
VALENCIA BASKET CLUB	494	20	24,70
IBEROSTAR TENERIFE	488	20	24,40
MORABANC ANDORRA	487	20	24,35
UNICAJA	473	20	23,65
UCAM MURCIA CB	472	20	23,60
MONTAKIT FUENLABRADA	471	20	23,55
HERBALIFE GRAN CANARIA	466	20	23,30
RETABET BILBAO BASKET	456	20	22,80
SAN PABLO BURGOS	456	20	22,80
REAL BETIS ENERGÍA PLUS	445	20	22,25
DIVINA SEGUROS JOVENTUT	430	20	21,50

<< STEALS >>

	tot	gam	ave
FC BARCELONA LASSA	167	20	8,35
DIVINA SEGUROS JOVENTUT	154	20	7,70
HERBALIFE GRAN CANARIA	142	20	7,10
MORABANC ANDORRA	141	20	7,05
UNICAJA	141	20	7,05
UCAM MURCIA CB	138	20	6,90
SAN PABLO BURGOS	134	20	6,70
REAL BETIS ENERGÍA PLUS	134	20	6,70
REAL MADRID	131	20	6,55
MOVISTAR ESTUDIANTES	130	20	6,50
VALENCIA BASKET CLUB	128	20	6,40
IBEROSTAR TENERIFE	119	20	5,95
DELTECO GBC	115	20	5,75
BASKONIA	114	20	5,70
RETABET BILBAO BASKET	114	20	5,70
TECNYCONTA ZARAGOZA	106	20	5,30
MONTAKIT FUENLABRADA	94	20	4,70
MONBUS OBRADOIRO	88	20	4,40

<< TURNOVERS >>

	tot	gam	ave
MOVISTAR ESTUDIANTES	210	20	10,50
VALENCIA BASKET CLUB	228	20	11,40
UNICAJA	229	20	11,45
REAL MADRID	235	20	11,75
BASKONIA	236	20	11,80
MORABANC ANDORRA	239	20	11,95
FC BARCELONA LASSA	241	20	12,05
MONBUS OBRADOIRO	242	20	12,10
UCAM MURCIA CB	250	20	12,50
HERBALIFE GRAN CANARIA	254	20	12,70
IBEROSTAR TENERIFE	256	20	12,80
TECNYCONTA ZARAGOZA	259	20	12,95
REAL BETIS ENERGÍA PLUS	262	20	13,10
SAN PABLO BURGOS	264	20	13,20
RETABET BILBAO BASKET	266	20	13,30
DIVINA SEGUROS JOVENTUT	270	20	13,50
MONTAKIT FUENLABRADA	280	20	14,00
DELTECO GBC	298	20	14,90

<< FIELD GOALS % >>

	mad	att	%
REAL MADRID	450	753	59,76%
HERBALIFE GRAN CANARIA	457	819	55,80%
FC BARCELONA LASSA	459	830	55,30%
BASKONIA	418	759	55,07%
MONTAKIT FUENLABRADA	404	738	54,74%
IBEROSTAR TENERIFE	413	757	54,56%
VALENCIA BASKET CLUB	380	698	54,44%
SAN PABLO BURGOS	432	799	54,07%
MOVISTAR ESTUDIANTES	404	752	53,72%
UNICAJA	396	759	52,17%
DIVINA SEGUROS JOVENTUT	386	742	52,02%
DELTECO GBC	437	848	51,53%
MONBUS OBRADOIRO	365	710	51,41%
TECNYCONTA ZARAGOZA	383	755	50,73%
MORABANC ANDORRA	383	756	50,66%
RETABET BILBAO BASKET	343	678	50,59%
REAL BETIS ENERGÍA PLUS	400	813	49,20%
UCAM MURCIA CB	341	712	47,89%

<< OFFENSIVE REBOUNDS >>

	tot	gam	ave
DELTECO GBC	255	20	12,75
UNICAJA	233	20	11,65
UCAM MURCIA CB	232	20	11,60
MONTAKIT FUENLABRADA	229	20	11,45
IBEROSTAR TENERIFE	229	20	11,45
FC BARCELONA LASSA	223	20	11,15
HERBALIFE GRAN CANARIA	211	20	10,55
DIVINA SEGUROS JOVENTUT	206	20	10,30
MOVISTAR ESTUDIANTES	202	20	10,10
MONBUS OBRADOIRO	201	20	10,05
BASKONIA	199	20	9,95
REAL MADRID	198	20	9,90
VALENCIA BASKET CLUB	196	20	9,80
SAN PABLO BURGOS	195	20	9,75
MORABANC ANDORRA	184	20	9,20
REAL BETIS ENERGÍA PLUS	178	20	8,90
RETABET BILBAO BASKET	178	20	8,90
TECNYCONTA ZARAGOZA	162	20	8,10

<< BLOCKS >>

	tot	gam	ave
MOVISTAR ESTUDIANTES	69	20	3,45
MONBUS OBRADOIRO	68	20	3,40
REAL MADRID	68	20	3,40
TECNYCONTA ZARAGOZA	54	20	2,70
FC BARCELONA LASSA	52	20	2,60
IBEROSTAR TENERIFE	52	20	2,60
MORABANC ANDORRA	52	20	2,60
UCAM MURCIA CB	52	20	2,60
SAN PABLO BURGOS	51	20	2,55
DELTECO GBC	47	20	2,35
BASKONIA	45	20	2,25
HERBALIFE GRAN CANARIA	45	20	2,25
DIVINA SEGUROS JOVENTUT	44	20	2,20
MONTAKIT FUENLABRADA	44	20	2,20
VALENCIA BASKET CLUB	40	20	2,00
RETABET BILBAO BASKET	33	20	1,65
REAL BETIS ENERGÍA PLUS	30	20	1,50
UNICAJA	30	20	1,50

<< RECEIVED BLOCKS >>

	tot	gam	ave
TECNYCONTA ZARAGOZA	35	20	1,75
FC BARCELONA LASSA	37	20	1,85
BASKONIA	37	20	1,85
REAL MADRID	40	20	2,00
VALENCIA BASKET CLUB	40	20	2,00
UNICAJA	41	20	2,05
SAN PABLO BURGOS	41	20	2,05
HERBALIFE GRAN CANARIA	41	20	2,05
DELTECO GBC	42	20	2,10
REAL BETIS ENERGÍA PLUS	44	20	2,20
IBEROSTAR TENERIFE	45	20	2,25
MONTAKIT FUENLABRADA	48	20	2,40
UCAM MURCIA CB	54	20	2,70
MOVISTAR ESTUDIANTES	56	20	2,80
MONBUS OBRADOIRO	62	20	3,10
RETABET BILBAO BASKET	65	20	3,25
DIVINA SEGUROS JOVENTUT	68	20	3,40
MORABANC ANDORRA	68	20	3,40

<< 3 POINT THROWS MADE % >>

	mad	att	%
VALENCIA BASKET CLUB	207	514	40,27%
REAL MADRID	203	515	39,42%
FC BARCELONA LASSA	203	527	38,52%
HERBALIFE GRAN CANARIA	167	455	36,70%
BASKONIA	181	498	36,35%
RETABET BILBAO BASKET	184	513	35,87%
TECNYCONTA ZARAGOZA	184	522	35,25%
UNICAJA	166	480	34,58%
MORABANC ANDORRA	176	510	34,51%
MONBUS OBRADOIRO	181	525	34,48%
IBEROSTAR TENERIFE	153	466	32,83%
REAL BETIS ENERGÍA PLUS	147	449	32,74%
DELTECO GBC	148	453	32,67%
MONTAKIT FUENLABRADA	156	481	32,43%
DIVINA SEGUROS JOVENTUT	168	529	31,76%
SAN PABLO BURGOS	149	476	31,30%
UCAM MURCIA CB	169	540	31,30%
MOVISTAR ESTUDIANTES	184	603	30,51%

<< TOTAL REBOUNDS >>

	tot	def	off	gam	ave
DELTECO GBC	779	524	255	20	38,95
REAL MADRID	743	545	198	20	37,15
FC BARCELONA LASSA	729	506	223	20	36,45
BASKONIA	726	527	199	20	36,30
MOVISTAR ESTUDIANTES	717	515	202	20	35,85
IBEROSTAR TENERIFE	717	488	229	20	35,85
UNICAJA	706	473	233	20	35,30
UCAM MURCIA CB	704	472	232	20	35,20
MONTAKIT FUENLAB.	700	471	229	20	35,00
MONBUS OBRADOIRO	695	494	201	20	34,75
VALENCIA BASKET CLUB	690	494	196	20	34,50
TECNYCONTA ZARAG.	682	520	162	20	34,10
HERBALIFE G. CANARIA	677	466	211	20	33,85
MORABANC ANDORRA	671	487	184	20	33,55
SAN PABLO BURGOS	651	456	195	20	32,55
DIVINA SEGUROS JOV.	636	430	206	20	31,80
RETABET BILBAO BASKET	634	456	178	20	31,70
R. BETIS ENERGÍA PLUS	623	445	178	20	31,15

<< PERSONAL AND TECHNICAL FOULS >>

	tot	gam	ave
VALENCIA BASKET CLUB	357	20	17,85
UNICAJA	383	20	19,15
HERBALIFE GRAN CANARIA	388	20	19,40
REAL BETIS ENERGÍA PLUS	401	20	20,05
BASKONIA	405	20	20,25
SAN PABLO BURGOS	410	20	20,50
IBEROSTAR TENERIFE	416	20	20,80
REAL MADRID	431	20	21,55
FC BARCELONA LASSA	431	20	21,55
MONBUS OBRADOIRO	435	20	21,75
MOVISTAR ESTUDIANTES	447	20	22,35
DELTECO GBC	448	20	22,40
TECNYCONTA ZARAGOZA	450	20	22,50
RETABET BILBAO BASKET	453	20	22,65
MORABANC ANDORRA	459	20	22,95
UCAM MURCIA CB	476	20	23,80
DIVINA SEGUROS JOVENTUT	479	20	23,95
MONTAKIT FUENLABRADA	481	20	24,05

<< RECEIVED FOULS >>

	tot	gam	ave
MORABANC ANDORRA	499	20	24,95
UCAM MURCIA CB	477	20	23,85
TECNYCONTA ZARAGOZA	432	20	21,60
BASKONIA	432	20	21,60
HERBALIFE GRAN CANARIA	431	20	21,55
DELTECO GBC	430	20	21,50
REAL MADRID	427	20	21,35
UNICAJA	424	20	21,20
RETABET BILBAO BASKET	424	20	21,20
MOVISTAR ESTUDIANTES	423	20	21,15
DIVINA SEGUROS JOVENTUT	421	20	21,05
VALENCIA BASKET CLUB	419	20	20,95
REAL BETIS ENERGÍA PLUS	417	20	20,85
MONTAKIT FUENLABRADA	416	20	20,80
MONBUS OBRADOIRO	407	20	20,35
SAN PABLO BURGOS	395	20	19,75
IBEROSTAR TENERIFE	392	20	19,60
FC BARCELONA LASSA	383	20	19,15

ACB STATS SERVICE

BASKONIA

Accumulated Stats until Round 20

TOTALS

	Gam Pla	Min Pla	Points			Shot			Field Goals			Free Throws			Rebound			Blocks			PF						
			5i	Tot	Max	Mad	Att	%	Mad	Att	%	Mad	Att	%	Off	Def	Tot	Ast	Stl	Tov	Mad	Rec	Dunk	Mad	Rec	+/-	PE
T. Shengelia	19	509	14	337	25	17	48	35%	106	171	62%	74	105	70%	37	78	115	29	22	35	7	7	18	41	101	6	401
Jayson Granger	20	496	11	196	28	23	70	33%	41	95	43%	45	59	76%	2	46	48	105	16	41	0	4	0	29	76	6	252
Janis Timma	19	456	16	144	17	26	82	32%	23	41	56%	20	24	83%	24	40	64	28	19	18	2	4	2	51	30	12	136
Matt Janning	19	414	8	172	20	35	77	45%	27	51	53%	13	17	76%	2	24	26	19	9	21	2	2	0	38	19	5	116
M. Huertas	20	397	10	136	19	13	46	28%	33	65	51%	31	35	89%	9	36	45	79	11	29	0	4	0	29	40	15	180
R. Beaubois	17	364	10	200	24	26	61	43%	49	81	60%	24	34	71%	6	37	43	42	14	25	7	2	0	32	41	4	211
J. Voigtmann	19	344	2	153	18	15	29	52%	40	69	58%	28	29	97%	20	78	98	31	6	8	8	1	14	32	31	15	242
Vincent Poirier	19	317	13	131	14	0	0		48	86	56%	35	52	67%	34	65	99	16	7	17	9	4	27	56	38	36	168
Ilimane Diop	14	159	5	72	15	3	8	38%	21	35	60%	21	26	81%	11	34	45	9	2	11	8	3	12	28	22	1	92
R. Malmanis	10	131	5	26	8	4	11	36%	5	14	36%	4	7	57%	5	10	15	4	1	4	0	3	2	15	7	29	12
Patricio Garino	10	125	2	36	10	4	13	31%	8	15	53%	8	9	89%	7	8	15	3	2	2	0	0	2	23	11	-3	25
Luca Vildoza	11	66	1	17	4	1	12	8%	4	6	67%	6	8	75%	3	4	7	12	2	3	0	0	0	11	6	16	15
Iván Martínez	3	6	0	2	2	0	1	0%	1	1	100%	0	0	0	0	0	0	0	0	1	0	0	0	0	0	2	0
Miguel González	1	5	0	0	0	0	1	0%	0	0	0	0	0	0	1	1	0	0	0	0	0	0	0	1	1	3	0
B Kevin Jones	9	140	2	55	13	10	23	43%	11	22	50%	3	4	75%	13	22	35	4	0	3	1	1	1	8	5	-22	63
B Carlos Delfino	4	52	0	11	3	3	11	27%	0	4	0%	2	2	100%	2	8	10	2	1	5	0	1	0	6	3	7	3
B Jordan McRae	1	18	1	5	5	1	5	20%	1	3	33%	0	0	0	0	3	3	2	2	1	1	1	0	1	1	-2	5
Team	20			0	0	0	0		0	0		0	0		24	33	57	0	0	12	0	0	0	4	0		41
Totals		4000		1693	0	181	498	36%	418	759	55%	314	411	76%	199	527	726	385	114	236	45	37	78	405	432	26	1962

AVERAGES

	Gam Pla	Min Pla	Points			Shot			Field Goals			Free Throws			Rebound			Blocks			PF						
			5i	Tot	Max	Mad	Att	%	Mad	Att	%	Mad	Att	%	Off	Def	Tot	Ast	Stl	Tov	Mad	Rec	Dunk	Mad	Rec	+/-	PE
T. Shengelia	19	27	14	17.7	25	0.9	2.5	35%	5.6	9	62%	3.9	5.5	70%	1.9	4.1	6.1	1.5	1.2	1.8	0.4	0.4	0.9	2.2	5.3	0.3	21.1
Jayson Granger	20	25	11	9.8	28	1.2	3.5	33%	2.1	4.8	43%	2.3	3	76%	0.1	2.3	2.4	5.3	0.8	2.1	0	0.2	0	1.5	3.8	0.3	12.6
Janis Timma	19	24	16	7.6	17	1.4	4.3	32%	1.2	2.2	56%	1.1	1.3	83%	1.3	2.1	3.4	1.5	1	0.9	0.1	0.2	0.1	2.7	1.6	0.6	7.2
Matt Janning	19	22	8	9.1	20	1.8	4.1	45%	1.4	2.7	53%	0.7	0.9	76%	0.1	1.3	1.4	1	0.5	1.1	0.1	0.1	0	2	1	0.3	6.1
M. Huertas	20	20	10	6.8	19	0.7	2.3	28%	1.7	3.3	51%	1.6	1.8	89%	0.5	1.8	2.3	4	0.6	1.5	0	0.2	0	1.5	2	0.8	9
R. Beaubois	17	21	10	11.8	24	1.5	3.6	43%	2.9	4.8	60%	1.4	2	71%	0.4	2.2	2.5	2.5	0.8	1.5	0.4	0.1	0	1.9	2.4	0.2	12.4
J. Voigtmann	19	18	2	8.1	18	0.8	1.5	52%	2.1	3.6	58%	1.5	1.5	97%	1.1	4.1	5.2	1.6	0.3	0.4	0.4	0.1	0.7	1.7	1.6	0.8	12.7
Vincent Poirier	19	17	13	6.9	14	0	0		2.5	4.5	56%	1.8	2.7	67%	1.8	3.4	5.2	0.8	0.4	0.9	0.5	0.2	1.4	2.9	2	1.9	8.8
Ilimane Diop	14	11	5	5.1	15	0.2	0.6	38%	1.5	2.5	60%	1.5	1.9	81%	0.8	2.4	3.2	0.6	0.1	0.8	0.6	0.2	0.9	2	1.6	0.1	6.6
R. Malmanis	10	13	5	2.6	8	0.4	1.1	36%	0.5	1.4	36%	0.4	0.7	57%	0.5	1	1.5	0.4	0.1	0.4	0	0.3	0.2	1.5	0.7	2.9	1.2
Patricio Garino	10	13	2	3.6	10	0.4	1.3	31%	0.8	1.5	53%	0.8	0.9	89%	0.7	0.8	1.5	0.3	0.2	0.2	0	0.2	2.3	1.1	-0.3	2.5	
Luca Vildoza	11	6	1	1.5	4	0.1	1.1	8%	0.4	0.5	67%	0.5	0.7	75%	0.3	0.4	0.6	1.1	0.2	0.3	0	0	1	0.5	1.5	1.4	
Iván Martínez	3	2	0	0.7	2	0	0.3	0%	0.3	0.3	100%	0	0	0	0	0	0	0	0.3	0	0	0	0	0	0	0.7	0
Miguel González	1	5	0	0	0	0	1	0%	0	0	0	0	0	0	1	1	0	0	0	0	0	0	1	1	3	0	
B Kevin Jones	9	16	2	6.1	13	1.1	2.6	43%	1.2	2.4	50%	0.3	0.4	75%	1.4	2.4	3.9	0.4	0	0.3	0.1	0.1	0.1	0.9	0.6	-2.4	7
B Carlos Delfino	4	13	0	2.8	3	0.8	2.8	27%	0	1	0%	0.5	0.5	100%	0.5	2	2.5	0.5	0.3	1.3	0	0.3	0	1.5	0.8	1.8	0.8
B Jordan McRae	1	18	1	5	5	1	5	20%	1	3	33%	0	0	0	0	3	3	2	2	1	1	1	0	1	1	-2	5
Team	20														1.2	1.7	2.9			0.6			0.2				2.1
Totals		200		84.7	0	9.1	24.9	36%	20.9	38	55%	15.7	20.6	76%	10	26.4	36.3	19.3	5.7	11.8	2.3	1.9	3.9	20.3	21.6	1.3	98.1

DELTECO GBC

Accumulated Stats until Round 20

TOTALS

	Gam Pla	Min Pla	Points			Shot			Field Goals			Free Throws			Rebound			Blocks			PF						
			5i	Tot	Max	Mad	Att	%	Mad	Att	%	Mad	Att	%	Off	Def	Tot	Ast	Stl	Tov	Mad	Rec	Dunk	Mad	Rec	+/-	PE
Henk Norel	20	495	18	284	25	2	5	40%	108	182	59%	62	86	72%	68	85	153	33	9	28	10	4	15	40	97	40	413
Jordan Swing	20	493	12	205	20	29	78	37%	42	108	39%	34	40	85%	13	71	84	32	12	45	3	8	0	54	45	12	153
Fede Van Lacke	20	471	12	170	18	23	61	38%	34	66	52%	33	43	77%	11	39	50	36	24	33	0	1	0	45	44	19	165
Daniel Clark	20	448	5	221	25	29	88	33%	58	108	54%	18	20	90%	30	67	97	23	10	27	6	6	3	52	20	7	181
Daniel Pérez	19	418	12	111	14	9	54	17%	29	66	44%	26	42	62%	9	25	34	72	20	31	0	0	0	34	49	9	123
Kenny Chery	17	395	8	223	24	25	77	32%	52	114	46%	44	48	92%	10	43	53	40	13	22	0	4	0	33	36	6	188
Miquel Salvó	20	355	15	72	11	5	26	19%	21	38	55%	15	26	58%	18	39	57	19	11	21	2	2	2	40	48	-25	97
Michael Fakuade	19	315	15	114	14	13	27	48%	29	56	52%	17	25	68%	23	43	66	14	4	31	14	7	1	49	26	13	102
Danny Agbelese	19	278	2	126	16	0	0		49	78	63%	28	46	61%	28	39	67	11	3	20	12	6	17	50	39	-41	135
Xabi Oroz	18	169	0	25	5	1	10	10%	9	19	47%	4	6	67%	2	15	17	21	4	17	0	4	1				

ACB STATS SERVICE

DIVINA SEGUROS JOVENTUT

Accumulated Stats until Round 20

TOTALS

	Gam Pla	Min Pla	Points			3 Shot		Throws %	Field Goals		Free Throws			Rebound			Blocks			PF		+/-	PE				
			5i	Tot	Max	Mad	Att		Mad	Att	Mad	Att	Off	Def	Tot	Ast	Stl	Tov	Mad	Rec	Dunk			Mad	Rec		
Sergi Vidal	19	514	19	169	17	26	71	37%	25	49	51%	41	50	82%	8	46	54	49	14	30	1	4	1	33	72	-36	214
Jerome Jordan	20	482	20	246	20	0	1	0%	85	155	55%	76	99	77%	49	63	112	24	14	31	24	11	30	61	99	-11	322
Patrick Richard	19	452	15	219	24	24	78	31%	53	97	55%	41	48	85%	14	44	58	38	26	29	0	10	4	45	48	-85	200
Tomasz Gielo	20	436	15	148	21	23	68	34%	31	64	48%	17	21	81%	10	47	57	5	13	15	6	8	5	50	20	-48	94
Albert Ventura	20	416	1	128	12	12	50	24%	32	67	48%	28	40	70%	21	46	67	27	26	19	1	5	0	53	37	-93	124
S. Kulvietis	19	371	7	137	17	23	70	33%	24	49	49%	20	26	77%	19	30	49	26	7	20	3	6	0	32	25	-60	111
Maalik Wayns	15	325	11	163	23	21	63	33%	41	82	50%	18	25	72%	5	20	25	30	16	20	0	7	0	34	35	-48	118
N. Dimitrijevic	20	304	1	118	14	9	39	23%	34	56	61%	23	25	92%	3	25	28	38	10	32	2	4	1	48	29	0	87
López-Arostegui	18	266	5	90	14	16	46	35%	15	31	48%	15	18	67%	15	33	48	15	13	18	0	4	0	30	23	-61	85
Simon Birgander	16	219	0	60	12	0	0		24	48	50%	12	21	57%	24	33	57	9	5	13	5	4	3	48	13	-93	51
José I. Nogués	13	99	1	18	5	4	11	36%	3	6	50%	0	0		3	8	11	1	2	6	1	0	0	12	2	11	7
N. Laprovittola	3	87	3	54	20	6	18	33%	14	27	52%	8	11	73%	3	3	6	14	5	12	0	2	0	12	11	0	36
Omari Gudul	7	44	0	12	6	0	0		5	10	50%	2	2	100%	6	1	7	0	2	6	1	2	1	14	1	-33	-4
Joel Parra	1	3	0	0	0	0	1	0%	0	0		0	0		0	0	0	0	0	0	0	0	0	0	0	-11	-1
B Dominik Mavra	5	59	2	14	3	4	13	31%	0	1	0%	2	2	100%	1	3	4	6	1	11	0	1	0	6	6	9	3
Team	20			0	0	0	0		0	0		0	0		25	28	53	0	0	8	0	0	0	1	0	1	44
Totals		4075		1576	0	168	529	32%	386	742	52%	300	388	77%	206	430	636	282	154	270	44	68	45	479	421	-111	81491

AVERAGES

	Gam Pla	Min Pla	Points			3 Shot		Throws %	Field Goals		Free Throws			Rebound			Blocks			PF		+/-	PE				
			5i	Tot	Max	Mad	Att		Mad	Att	Mad	Att	Off	Def	Tot	Ast	Stl	Tov	Mad	Rec	Dunk			Mad	Rec		
Sergi Vidal	19	27	19	8.9	17	1.4	3.7	37%	1.3	2.6	51%	2.2	2.6	82%	0.4	2.4	2.8	2.6	0.7	1.6	0.1	0.2	0.1	1.7	3.8	-1.9	11.3
Jerome Jordan	20	24	20	12.3	20	0	0.1	0%	4.3	7.8	55%	3.8	5	77%	2.5	3.2	5.6	1.2	0.7	1.6	1.2	0.6	1.5	3.1	5	-0.6	16.1
Patrick Richard	19	24	15	11.5	24	1.3	4.1	31%	2.8	5.1	55%	2.2	2.5	85%	0.7	2.3	3.1	2	1.4	1.5	0	0.5	0.2	2.4	2.5	-4.5	10.5
Tomasz Gielo	20	22	15	7.4	21	1.2	3.4	34%	1.6	3.2	48%	0.9	1.1	81%	0.5	2.4	2.9	0.3	0.7	0.8	0.3	0.4	0.3	2.5	1	-2.4	4.7
Albert Ventura	20	21	1	6.4	12	0.6	2.5	24%	1.6	3.4	48%	1.4	2	70%	1.1	2.3	3.4	1.4	1.3	1	0.1	0.3	0	2.7	1.9	-4.7	6.2
S. Kulvietis	19	20	7	7.2	17	1.2	3.7	33%	1.3	2.6	49%	1.1	1.4	77%	1	1.6	2.6	1.4	0.4	1.1	0.2	0.3	0	1.7	1.3	-3.2	5.8
Maalik Wayns	15	22	11	10.9	23	1.4	4.2	33%	2.7	5.5	50%	1.2	1.7	72%	0.3	1.3	1.7	2	1.1	1.3	0	0.5	0	2.3	2.3	-3.2	7.9
N. Dimitrijevic	20	15	1	5.9	14	0.5	2	23%	1.7	2.8	61%	1.2	1.3	92%	0.2	1.3	1.4	1.9	0.5	1.6	0.1	0.2	0.1	2.4	1.5	0	4.4
López-Arostegui	18	15	5	5	14	0.9	2.6	35%	0.8	1.7	48%	0.7	1	67%	0.8	1.8	2.7	0.8	0.7	1	0	0.2	0	1.7	1.3	-3.4	4.7
Simon Birgander	16	14	0	3.8	12	0	0		1.5	3	50%	0.8	1.3	57%	1.5	2.1	3.6	0.6	0.3	0.8	0.3	0.3	0.2	3	0.8	-5.8	3.2
José I. Nogués	13	8	1	1.4	5	0.3	0.8	36%	0.2	0.5	50%	0	0		0.2	0.6	0.8	0.1	0.2	0.5	0.1	0	0	0.9	0.2	0.8	0.5
N. Laprovittola	3	29	3	18	20	2	6	33%	4.7	9	52%	2.7	3.7	73%	1	1	2	4.7	1.7	4	0	0.7	0	4	3.7	0	12
Omari Gudul	7	6	0	1.7	6	0	0		0.7	1.4	50%	0.3	0.3	100%	0.9	0.1	1	0	0.3	0.9	0.1	0.3	0.1	2	0.1	-4.7	-0.6
Joel Parra	1	3	0	0	0	0	1	0%	0	0		0	0		0	0	0	0	0	0	0	0	0	0	0	-11	-1
B Dominik Mavra	5	12	2	2.8	3	0.8	2.6	31%	0	0.2	0%	0.4	0.4	100%	0.2	0.6	0.8	1.2	0.2	2.2	0	0.2	0	1.2	1.2	1.8	0.6
Team	20														1.3	1.4	2.7							0.1			2.2
Totals		204		78.8	0	8.4	26.5	32%	19.3	37.1	52%	15	19.4	77%	10.3	21.5	31.8	14.1	7.7	13.5	2.2	3.4	2.3	24	21.1	-5.6	74.6

FC BARCELONA LASSA

Accumulated Stats until Round 20

TOTALS

	Gam Pla	Min Pla	Points			3 Shot		Throws %	Field Goals		Free Throws			Rebound			Blocks			PF		+/-	PE				
			5i	Tot	Max	Mad	Att		Mad	Att	Mad	Att	Off	Def	Tot	Ast	Stl	Tov	Mad	Rec	Dunk			Mad	Rec		
Adam Hanga	20	462	17	186	16	20	59	34%	49	84	58%	28	44	64%	17	60	77	33	31	29	10	1	15	40	46	75	223
Thomas Heurtelet	19	448	12	243	28	26	61	43%	71	119	60%	23	31	74%	9	36	45	127	21	47	0	6	0	43	34	132	283
Adrien Moerman	18	376	17	156	19	29	70	41%	26	42	62%	17	27	63%	22	57	79	12	16	13	1	1	1	37	24	52	170
Pierre Oriola	18	343	1	160	19	7	18	39%	47	77	61%	45	68	66%	34	45	79	13	8	11	6	3	2	45	54	65	197
Pau Ribas	18	331	11	144	21	32	75	43%	19	35	54%	10	10	100%	7	34	41	50	7	22	2	2	0	24	18	52	155
Petteri Koponen	18	317	5	118	21	22	52	42%	23	49	47%	6	10	60%	6	27	33	25	8	10	1	0	0	29	15	81	101
Ante Tomić	17	257	10	120	12	0	0		48	93	52%	24	34	71%	39	45	84	37	7	17	4	3	10	31	38	33	184
Rakim Sanders	13	251	7	116	16	15	33	45%	25	51	49%	21	31	68%	10	32	42	8	12	19	3	7	5	33	30	-12	98
A. Vezenkov	13	244	2	109	19	15	39	38%	27	42	64%	10	12	83%	14	41	55	15	5	5	9	2	1	21	19	73	143
J.C. Navarro	17	239	5	106	22	21	53	40%	15	32	47%	13	15	87%	2	17	19	33	6	14	0	1	0	22	22	99	98
Phil Pressey	19	230	3	103	16	10	40	25%	25	55	45%	23	39	59%	1	21	22	39	23	16	0	4	0	27	37	17	101
Víctor Claver	12	199	1	46	12	4	20	20%	13	20	65%	8	9	89%	5	20	25	12	9	6	4	0	4	26	14	55	54
Rodions Kurucs	4	38	0	14	6	2	5	40%	4	6	67%	0	0		0	3	3	2	5	2	1	0	3	10	1	-4	9
Marc Garcia	2	12	0	4	4	0	2	0%	1	2	50%	2	2	100%	0	1	1	0	0								

ACB STATS SERVICE

HERBALIFE GRAN CANARIA

Accumulated Stats until Round 20

TOTALS

	Gam Pla	Min Pla	Points 3			Shot		Throws		Field Goals			Free Throws			Rebound			Blocks			PF		+/-	PE			
			5i	Tot	Max	Mad	Att	%	Mad	Att	%	Mad	Att	%	Off	Def	Tot	Ast	Stl	Tov	Mad	Rec	Dunk			Mad	Rec	
DJ Seeley	20	462	4	218	20	30	71	42%	40	91	44%	48	60	80%	17	28	45	47	17	32	0	5	0	31	57	30	212	
Ondrej Balvin	20	439	10	155	17	0	0		66	100	66%	23	48	48%	40	68	108	27	7	22	18	3	38	53	54	-7	232	
Gal Mekele	20	382	15	186	16	14	39	36%	55	104	53%	34	47	72%	7	16	23	73	12	43	0	7	0	46	39	17	150	
Eulis Báez	17	380	14	167	14	16	40	40%	40	81	49%	39	46	85%	32	54	86	24	16	25	4	4	2	42	56	32	210	
A. Pasecniks	20	365	5	146	13	2	12	17%	54	96	56%	32	53	60%	28	52	80	5	8	18	10	6	12	36	51	29	167	
Marcus Erikssoon	17	357	11	200	23	42	92	46%	26	55	47%	22	27	81%	9	35	44	15	5	10	2	0	2	26	34	11	180	
Albert Oliver	16	329	5	148	17	23	55	42%	27	58	47%	25	27	93%	10	15	25	55	13	23	0	4	0	20	32	2	161	
Xavi Rabaseda	18	298	9	106	18	13	42	31%	25	40	63%	17	23	74%	8	37	45	25	25	17	3	0	7	25	20	17	132	
Pablo Aguilar	15	259	5	84	13	7	42	17%	27	38	71%	9	12	75%	13	47	60	14	10	13	2	3	6	19	13	-19	99	
Luke Fischer	16	154	5	75	16	0	0		34	49	69%	7	12	58%	12	14	26	7	3	6	3	2	10	28	15	17	73	
Nico Brussino	5	84	2	42	16	6	17	35%	11	18	61%	2	2	100%	1	7	8	4	3	2	0	0	0	13	6	0	30	
N. Radicevic	3	58	0	28	13	5	11	45%	5	9	56%	3	3	100%	0	3	3	7	3	5	0	2	0	8	6	0	22	
O. Balcerowski	1	1	0	0	0	0	0		0	0	0	0	0	0	1	1	0	0	0	0	0	0	0	0	0	0	-2	1
B Oriol Pauli	16	256	7	96	10	5	18	28%	28	48	58%	25	38	66%	3	42	45	26	9	25	2	3	4	23	32	4	113	
B S. McKissic	10	175	8	55	13	4	16	25%	19	32	59%	5	9	56%	3	14	17	14	11	10	1	2	3	14	16	-11	59	
Team	20			0	0	0	0		0	0	0	0	0	0	28	33	61	0	0	3	0	0	0	4	0		54	
Totals		4000		1706	0	167	455	37%	457	819	56%	291	407	71%	211	466	677	343	142	254	45	41	84	388	431	24	1895	

AVERAGES

	Gam Pla	Min Pla	Points 3			Shot		Throws		Field Goals			Free Throws			Rebound			Blocks			PF		+/-	PE		
			5i	Tot	Max	Mad	Att	%	Mad	Att	%	Mad	Att	%	Off	Def	Tot	Ast	Stl	Tov	Mad	Rec	Dunk			Mad	Rec
DJ Seeley	20	23	4	10.9	20	1.5	3.6	42%	2	4.6	44%	2.4	3	80%	0.9	1.4	2.3	2.4	0.9	1.6	0	0.3	0	1.6	2.9	1.5	10.6
Ondrej Balvin	20	22	10	7.8	17	0	0		3.3	5	66%	1.2	2.4	48%	2	3.4	5.4	1.4	0.4	1.1	0.9	0.2	1.9	2.7	2.7	-0.4	11.6
Gal Mekele	20	19	15	9.3	16	0.7	2	36%	2.8	5.2	53%	1.7	2.4	72%	0.4	0.8	1.2	3.7	0.6	2.2	0	0.4	0	2.3	2	0.9	7.5
Eulis Báez	17	22	14	9.8	14	0.9	2.4	40%	2.4	4.8	49%	2.3	2.7	85%	1.9	3.2	5.1	1.4	0.9	1.5	0.2	0.2	0.1	2.5	3.3	1.9	12.4
A. Pasecniks	20	18	5	7.3	13	0.1	0.6	17%	2.7	4.8	56%	1.6	2.7	60%	1.4	2.6	4	0.3	0.4	0.9	0.5	0.3	0.6	1.8	2.6	1.5	8.4
Marcus Erikssoon	17	21	11	11.8	23	2.5	5.4	46%	1.5	3.2	47%	1.3	1.6	81%	0.5	2.1	2.6	0.9	0.3	0.6	0.1	0.1	1.5	2	0.6	10.6	
Albert Oliver	16	21	5	9.3	17	1.4	3.4	42%	1.7	3.6	47%	1.6	1.7	93%	0.6	0.9	1.6	3.4	0.8	1.4	0	0.3	0	1.3	2	0.1	10.1
Xavi Rabaseda	18	17	9	5.9	18	0.7	2.3	31%	1.4	2.2	63%	0.9	1.3	74%	0.4	2.1	2.5	1.4	1.4	0.9	0.2	0	0.4	1.4	1.1	0.9	7.3
Pablo Aguilar	15	17	5	5.6	13	0.5	2.8	17%	1.8	2.5	71%	0.6	0.8	75%	0.9	3.1	4	0.9	0.7	0.9	0.1	0.2	0.4	1.3	0.9	-1.3	6.6
Luke Fischer	16	10	5	4.7	16	0	0		2.1	3.1	69%	0.4	0.8	58%	0.8	0.9	1.6	0.4	0.2	0.4	0.2	0.1	0.6	1.8	0.9	1.1	4.6
Nico Brussino	5	17	2	8.4	16	1.2	3.4	35%	2.2	3.6	61%	0.4	0.4	100%	0.2	1.4	1.6	0.8	0.6	0.4	0	0	0	2.6	1.2	0	6
N. Radicevic	3	19	0	9.3	13	1.7	3.7	45%	1.7	3	56%	1	1	100%	0	1	1	2.3	1	1.7	0	0.7	0	2.7	2	0	7.3
O. Balcerowski	1	1	0	0	0	0	0		0	0	0	0	0	0	1	1	0	0	0	0	0	0	0	0	0	-2	1
B Oriol Pauli	16	16	7	6	10	0.3	1.1	28%	1.8	3	58%	1.6	2.4	60%	0.2	2.6	2.8	1.6	0.6	1.6	0.1	0.2	0.3	1.4	2	0.3	7.1
B S. McKissic	10	17	8	5.5	13	0.4	1.6	25%	1.9	3.2	59%	0.5	0.9	56%	0.3	1.4	1.7	1.4	1.1	1	0.1	0.2	0.3	1.4	1.6	-1.1	5.9
Team	20														1.4	1.7	3.1			0.2			0.2				2.7
Totals		200		85.3	0	8.4	22.8	37%	22.9	41	56%	14.6	20.4	71%	10.6	23.3	33.9	17.2	7.1	12.7	2.3	2.1	4.2	19.4	21.6	1.2	94.8

IBEROSTAR TENERIFE

Accumulated Stats until Round 20

TOTALS

	Gam Pla	Min Pla	Points 3			Shot		Throws		Field Goals			Free Throws			Rebound			Blocks			PF		+/-	PE		
			5i	Tot	Max	Mad	Att	%	Mad	Att	%	Mad	Att	%	Off	Def	Tot	Ast	Stl	Tov	Mad	Rec	Dunk			Mad	Rec
Tim Abromaitis	20	500	19	196	21	33	73	45%	40	66	61%	17	21	81%	25	71	96	25	20	22	7	4	6	49	26	33	225
R. San Miguel	19	470	19	120	14	22	63	35%	20	47	43%	14	22	64%	7	44	51	61	16	37	3	6	0	41	41	0	132
Mateusz Ponitka	18	452	16	267	28	5	26	19%	88	130	68%	76	98	78%	45	61	106	21	13	33	1	7	12	29	90	28	344
Mike Tobey	19	384	12	194	24	5	18	28%	81	137	59%	17	29	59%	41	66	107	10	7	19	14	3	30	57	31	29	203
Javier Beirán	18	372	6	114	16	19	48	40%	22	47	47%	13	17	76%	14	54	68	40	8	9	0	8	0	17	30	-20	168
Davin White	18	334	5	113	23	15	69	22%	22	57	39%	24	29	83%	2	18	20	36	10	22	2	5	0	38	37	-4	59
Rosco Allen	20	293	1	88	14	8	35	23%	17	42	40%	30	42	71%	18	33	51	12	4	17	2	2	1	39	31	-24	66
Fran Vázquez	19	285	5	105	19	0	0		47	95	49%	11	12	92%	24	42	66	15	6	11	10	1	15	33	21	13	129
Ferran Bassas	17	260	1	80	11	12	38	32%	16	27	59%	12	15	80%	3	15	18	51	12	27	0	0	0	18	22	25	98
K. Vasileiadis	8	158	1	82	16	16	32	50%	11	17	65%	12	13	92%	1	14	15	9	9	5	1	1	0	13	9	24	83
Mamadou Niang	15	124	3	37	7	0	0		16	28	57%	5	9	56%	14	16	30	3	2	5	10	3	9	23	9	-12	44
Tobias Borg	2	20	0	7	7	1	3	33%	2	2	100%	0	0	0	0	1	1	1	0	3	0	0	0	3	3	0	4
M. Bonde Sturup	3	0	0	0	0	0	0		0	0	0	0	0	0	0	0	0	0	0	0	0	0	0	0	0	0	0
B Nico Richotti	15	311	11	119	21	14	53	26%	27	5																	

ACB STATS SERVICE

MONBUS OBRADOIRO

Accumulated Stats until Round 20

TOTALS

	Gam Pla	Min Pla	Points			Shot			Throws %	Field Goals			Free Throws			Rebound			Blocks			PF		+/-	PE		
			Tot	Max	Si	Mad	Att	%		Mad	Att	%	Mad	Att	%	Off	Def	Tot	Ast	Stl	Tov	Mad	Rec			Dunk	Mad
Matt Thomas	19	530	19	299	22	44	94	47%	59	112	53%	49	52	94%	12	42	54	41	11	27	1	17	0	34	63	30	285
Artem Pustovyi	20	527	18	223	19	0	2	0%	82	135	61%	59	72	82%	33	88	121	8	9	40	48	6	27	67	68	-7	296
E. Bendzius	20	429	17	170	18	24	74	32%	35	70	50%	28	45	62%	22	60	82	9	13	13	4	2	2	34	43	-16	170
Nemanja Radovic	19	412	9	184	17	8	25	32%	68	122	56%	24	38	63%	36	80	116	9	6	27	4	11	4	52	37	-44	181
Pepe Pozas	20	392	13	77	12	10	36	28%	10	36	28%	27	33	82%	7	36	43	94	14	33	2	3	0	49	55	-9	142
Nacho Llovet	20	365	7	92	16	5	19	26%	27	55	49%	23	39	59%	20	56	76	17	8	22	2	3	1	47	61	3	126
Albert Sàbat	19	350	7	91	13	20	70	29%	8	21	38%	15	17	88%	7	20	27	63	8	31	0	1	0	30	30	-44	92
David Navarro	20	335	0	95	13	10	27	37%	26	60	43%	13	18	72%	12	24	36	49	8	13	1	8	5	35	19	-63	96
Martins Laksa	19	218	3	82	12	14	45	31%	18	35	51%	4	5	80%	8	10	18	5	2	5	1	4	0	30	15	-61	35
Benjamin Simons	18	181	6	65	21	17	50	34%	6	18	33%	2	2	100%	4	10	14	3	3	3	0	2	0	22	1	-40	14
A. Corbacho	16	158	1	92	21	27	77	35%	3	4	75%	5	5	100%	3	13	16	10	2	6	0	0	0	4	6	-38	65
Nick Spires	10	99	0	50	12	1	4	25%	21	37	57%	5	9	56%	7	12	19	2	4	6	5	5	11	26	8	-13	28
B Team Pechacek	3	29	0	7	3	1	2	50%	2	5	40%	0	0		3	3	6	0	0	3	0	0	0	4	1	-33	3
Team	20			0		0	0		0	0		0	0		27	40	67	0	0	13	0	0	0	1	0		53
Totals		4025		1527	0	181	525	34%	365	710	51%	254	335	76%	201	494	695	310	88	242	68	62	50	435	407	-67	1586

AVERAGES

	Gam Pla	Min Pla	Points			Shot			Throws %	Field Goals			Free Throws			Rebound			Blocks			PF		+/-	PE		
			Tot	Max	Si	Mad	Att	%		Mad	Att	%	Mad	Att	%	Off	Def	Tot	Ast	Stl	Tov	Mad	Rec			Dunk	Mad
Matt Thomas	19	28	19	15.7	22	2.3	4.9	47%	3.1	5.9	53%	2.6	2.7	94%	0.6	2.2	2.8	2.2	0.6	1.4	0.1	0.9	0	1.8	3.3	1.6	15
Artem Pustovyi	20	26	18	11.2	19	0	0.1	0%	4.1	6.8	61%	3	3.6	82%	1.7	4.4	6.1	0.4	0.5	2	2.4	0.3	1.4	3.4	3.4	-0.4	14.8
E. Bendzius	20	21	17	8.5	18	1.2	3.7	32%	1.8	3.5	50%	1.4	2.3	62%	1.1	3	4.1	0.5	0.7	0.7	2.0	0.1	0.1	1.7	2.2	-0.8	8.5
Nemanja Radovic	19	22	9	9.7	17	0.4	1.3	32%	3.6	6.4	56%	1.3	2	63%	1.9	4.2	6.1	0.5	0.3	1.4	0.2	0.6	0.2	2.7	1.9	-2.3	9.5
Pepe Pozas	20	20	13	3.9	12	0.5	1.8	28%	0.5	1.8	28%	1.4	1.7	82%	0.4	1.8	2.2	4.7	0.7	1.7	0.1	0.2	0	2.5	2.8	-0.5	7.1
Nacho Llovet	20	18	7	4.6	16	0.3	1	26%	1.4	2.8	49%	1.2	2	59%	1	2.8	3.8	0.9	0.4	1.1	0.1	0.2	0.1	2.4	3.1	0.2	6.3
Albert Sàbat	19	18	7	4.8	13	1.1	3.7	29%	0.4	1.1	38%	0.8	0.9	88%	0.4	1.1	1.4	3.3	0.4	1.6	0	0.1	0	1.6	1.6	-2.3	4.8
David Navarro	20	17	0	4.8	13	0.5	1.4	37%	1.3	3	43%	0.7	0.9	72%	0.6	1.2	1.8	2.5	0.4	0.7	0.1	0.4	0.3	1.8	1	-3.2	4.8
Martins Laksa	19	11	3	4.3	12	0.7	2.4	31%	0.9	1.8	51%	0.2	0.3	80%	0.4	0.5	0.9	0.3	0.1	0.3	0.1	0.2	0	1.6	0.8	-3.2	1.8
Benjamin Simons	18	10	6	3.6	21	0.9	2.8	34%	0.3	1	33%	0.1	0.1	100%	0.2	0.6	0.8	0.2	0.2	0.2	0	0.1	0	1.2	0.1	-2.2	0.8
A. Corbacho	16	10	1	5.8	21	1.7	4.8	35%	0.2	0.3	75%	0.3	0.3	100%	0.2	0.8	1	0.6	0.1	0.4	0	0	0	0.3	0.4	-2.4	4.1
Nick Spires	10	10	0	5	12	0.1	0.4	25%	2.1	3.7	57%	0.5	0.9	56%	0.7	1.2	1.9	0.2	0.4	0.6	0.5	0.5	1.1	2.6	0.8	-1.3	2.8
B Team Pechacek	3	10	0	2.3	3	0.3	0.7	50%	0.7	1.7	40%	0	0		1	1	2	0	0	1	0	0	0	1.3	0.3	-11	1
Team	20														1.4	2	3.4		0.7					0.1			2.7
Totals		201		76.4	0	9.1	26.3	34%	18.3	33.5	51%	12.7	16.8	76%	10.1	24.7	34.8	15.5	4.4	12.1	3.4	3.1	2.5	21.8	20.4	-3.4	79.3

MONTAKIT FUENLABRADA

Accumulated Stats until Round 20

TOTALS

	Gam Pla	Min Pla	Points			Shot			Throws %	Field Goals			Free Throws			Rebound			Blocks			PF		+/-	PE		
			Tot	Max	Si	Mad	Att	%		Mad	Att	%	Mad	Att	%	Off	Def	Tot	Ast	Stl	Tov	Mad	Rec			Dunk	Mad
C. Eyenga	20	547	18	253	21	25	65	38%	63	133	47%	52	83	63%	16	76	92	33	18	41	18	11	8	54	72	-69	239
Marko Popovic	20	532	18	292	25	56	155	36%	34	51	67%	56	66	85%	9	38	47	55	10	38	0	2	0	63	100	-11	275
Francisco Cruz	20	499	2	232	21	24	64	38%	67	127	53%	26	36	72%	20	50	70	62	14	51	0	12	0	41	34	-25	198
Rolands Smits	20	477	8	200	18	21	63	33%	53	88	60%	31	42	74%	34	49	83	10	7	27	6	5	7	61	42	-21	167
Ian O'Leary	20	452	12	142	17	3	21	14%	58	90	64%	17	34	50%	36	63	99	15	11	24	4	7	13	44	31	-19	160
Gregory Vargas	20	430	18	85	8	12	35	34%	19	41	46%	11	16	69%	12	42	54	52	13	20	2	2	0	76	16	-21	74
Blagota Sekulic	20	401	9	135	18	6	23	26%	46	86	53%	25	29	86%	39	50	89	17	6	36	7	3	3	48	52	-39	158
Gabriel Olaseni	20	258	12	89	14	0	0		37	70	53%	15	17	88%	22	27	49	9	3	9	6	3	3	45	15	0	79
Luka Rupnik	20	232	2	64	11	6	41	15%	16	26	62%	14	18	78%	6	19	25	27	5	9	1	0	0	29	38	-23	73
Àlex Llorca	18	148	0	38	7	2	11	18%	9	22	41%	14	22	64%	9	23	32	11	5	10	0	3	0	13	16	-20	46
Chema González	10	30	1	4	4	0	0		2	2	100%	0	0		2	4	6	0	1	2	0	0	0	2	0	-3	7
Sergio Llorente	9	21	0	3	3	1	3	33%	0	2	0%	0	0		0	0	0	1	1	0	0	0	0	4	0	-4	-3
Team	20			0		0	0		0	0		0	0		24	30	54	0	0	13	0	0	0	1	0		40
Totals		4025		1537	0	156	481	32%	404	738	55%	261	363	72%	229	471	700	292	94	280	44	48	34	481	416	-42.6	1513

AVERAGES

	Gam Pla	Min Pla	Points			Shot			Throws %	Field Goals			Free Throws			Rebound			Blocks			PF		+/-	PE		
			Tot	Max	Si	Mad	Att	%		Mad	Att	%	Mad	Att	%	Off	Def	Tot	Ast	Stl	Tov	Mad	Rec			Dunk	Mad
C. Eyenga	20	27	18	12.7	21	1.3	3.3	38%	3.2	6.7	47%	2.6	4.2	63%	0.8	3.8	4.6	1.7	0.9	2.1	0.9	0.6	0.4	2.7	3.6	-3.5	12
Marko Popovic	20	27	18	14.6	25	2.8	7.8	36%	1.7	2.6	67%	2.8	3.3														

ACB STATS SERVICE

MORABANC ANDORRA

Accumulated Stats until Round 20

TOTALS

	Gam Pla	Min Pla	Points			3 Shot		Throws %	Field Goals		Free Throws		Rebound			Blocks			PF		+/-	PE					
			Tot	Max	Mad	Att	Mad		Att	Mad	Att	Off	Def	Tot	Ast	Stl	Tov	Mad	Rec	Dunk			Mad	Rec			
Jaka Blazic	20	533	11	303	27	28	87	32%	66	138	48%	87	126	69%	14	77	91	29	15	32	3	22	9	44	89	86	262
Andrew Albicy	19	460	15	150	24	23	76	30%	20	57	35%	41	47	87%	2	27	29	74	20	34	4	4	0	36	57	-2	164
David Walker	20	446	16	121	15	23	56	41%	22	48	46%	8	18	44%	14	40	54	26	9	20	3	2	7	35	22	-59	109
Jaime Fernández	20	440	5	269	22	18	64	28%	74	139	53%	67	89	75%	8	24	32	84	31	26	2	11	0	55	88	82	281
John Shurna	18	414	16	95	13	17	61	28%	13	27	48%	18	23	78%	14	47	61	7	15	11	7	5	0	48	22	-17	80
David Jelínek	20	391	9	199	23	34	70	49%	30	66	45%	37	45	82%	8	38	46	21	5	30	3	5	0	37	33	-48	155
Oliver Stevic	20	389	4	143	13	0	1	0%	53	89	60%	37	53	70%	30	57	87	15	15	16	9	9	4	55	61	78	197
V. Jankovic	15	296	6	98	17	13	42	31%	15	33	45%	29	37	78%	16	40	56	18	14	17	5	2	1	42	28	41	103
Moussa Diagne	17	268	9	107	12	0	1	0%	31	55	56%	45	63	71%	38	49	87	1	5	12	6	2	13	44	57	-12	162
Landing Sanè	6	122	4	65	24	11	22	50%	11	21	52%	10	13	77%	4	21	25	3	4	4	6	0	0	12	11	-18	74
Guillem Colom	10	39	0	12	3	4	10	40%	0	1	0%	0	0	0	2	5	7	4	0	2	0	0	0	5	2	-15	11
Colton Iverson	2	14	0	1	1	0	0	0	0	0	0	1	4	25%	0	1	1	0	0	1	0	0	0	2	2	0	-2
B P. Karnowski	13	206	4	98	17	0	0	0	44	74	59%	10	22	45%	9	23	32	8	7	11	3	5	7	32	25	-20	83
B Chris Copeland	5	82	1	23	11	5	20	25%	4	8	50%	0	0	0	0	12	12	5	1	7	1	1	0	8	2	-6	9
Team	20			0		0	0	0	0	0	0	0	0	0	25	26	51	0	0	16	0	0	0	4	0		31
Totals		4100		1684	0	176	510	35%	383	756	51%	390	540	72%	184	487	671	295	141	239	52	68	41	459	499	18	1719

AVERAGES

	Gam Pla	Min Pla	Points			3 Shot		Throws %	Field Goals		Free Throws		Rebound			Blocks			PF		+/-	PE					
			Tot	Max	Mad	Att	Mad		Att	Mad	Att	Off	Def	Tot	Ast	Stl	Tov	Mad	Rec	Dunk			Mad	Rec			
Jaka Blazic	20	27	11	15.2	27	1.4	4.4	32%	3.3	6.9	48%	4.4	6.3	69%	0.7	3.9	4.6	1.5	0.8	1.6	0.2	1.1	0.5	2.2	4.5	4.3	13.1
Andrew Albicy	19	24	15	7.9	24	1.2	4	30%	1.1	3	35%	2.2	2.5	87%	0.1	1.4	1.5	3.9	1.1	1.8	0.2	0.2	0	1.9	3	-0.1	8.6
David Walker	20	22	16	6.1	15	1.2	2.8	41%	1.1	2.4	46%	0.4	0.9	44%	0.7	2	2.7	1.3	0.5	1	0.2	0.1	0.4	1.8	1.1	-3	5.5
Jaime Fernández	20	22	5	13.5	22	0.9	3.2	28%	3.7	7	53%	3.4	4.5	75%	0.4	1.2	1.6	4.2	1.6	1.3	0.1	0.6	0	2.8	4.4	4.1	14.1
John Shurna	18	23	16	5.3	13	0.9	3.4	28%	0.7	1.5	48%	1	1.3	78%	0.8	2.6	3.4	0.4	0.8	0.6	0.4	0.3	0	2.7	1.2	-0.9	4.4
David Jelínek	20	20	9	10	23	1.7	3.5	49%	1.5	3.3	45%	1.9	2.3	82%	0.4	1.9	2.3	1.1	0.3	1.5	0.2	0.3	0	1.9	1.7	-2.4	7.8
Oliver Stevic	20	19	4	7.2	13	0	0.1	0%	2.7	4.5	60%	1.9	2.7	70%	1.5	2.9	4.4	0.8	0.8	0.8	0.5	0.5	0.2	2.8	3.1	3.9	9.9
V. Jankovic	15	20	6	6.5	17	0.9	2.8	31%	1	2.2	45%	1.9	2.5	78%	1.1	2.7	3.7	1.2	0.9	1.1	0.3	0.1	0.1	2.8	1.9	2.7	6.9
Moussa Diagne	17	16	9	6.3	12	0	0.1	0%	1.8	3.2	56%	2.6	3.7	71%	2.2	2.9	5.1	0.1	0.3	0.7	0.4	0.1	0.8	2.6	3.4	-0.7	9.5
Landing Sanè	6	20	4	10.8	24	1.8	3.7	50%	1.8	3.5	52%	1.7	2.2	77%	0.7	3.5	4.2	0.5	0.7	0.7	1	0	0	2	1.8	-3	12.3
Guillem Colom	10	4	0	1.2	3	0.4	1	40%	0	0.1	0%	0	0	0	0.2	0.5	0.7	0.4	0	0.2	0	0	0	0.5	0.2	-1.5	1.1
Colton Iverson	2	7	0	0.5	1	0	0	0	0	0	0	0.5	2	25%	0	0.5	0.5	0	0	0.5	0	0	0	1	1	0	-1
B P. Karnowski	13	16	4	7.5	17	0	0	0	3.4	5.7	59%	0.8	1.7	45%	0.7	1.8	2.5	0.6	0.5	0.8	0.2	0.4	0.5	2.5	1.9	-1.5	6.4
B Chris Copeland	5	16	1	4.6	11	1	4	25%	0.8	1.6	50%	0	0	0	0	2.4	2.4	1	0.2	1.4	0.2	0.2	0	1.6	0.4	-1.2	1.8
Team	20														1.3	1.3	2.6			0.8				0.2			1.6
Totals		205		84.2	0	8.8	25.5	35%	19.2	37.8	51%	19.5	27	72%	9.2	24.4	33.6	14.8	7.1	12	2.6	3.4	2.1	23	25	0.9	86

MOVISTAR ESTUDIANTES

Accumulated Stats until Round 20

TOTALS

	Gam Pla	Min Pla	Points			3 Shot		Throws %	Field Goals		Free Throws		Rebound			Blocks			PF		+/-	PE					
			Tot	Max	Mad	Att	Mad		Att	Mad	Att	Off	Def	Tot	Ast	Stl	Tov	Mad	Rec	Dunk			Mad	Rec			
Omar Cook	20	523	20	130	13	26	85	31%	13	23	57%	26	40	65%	6	39	45	139	25	36	0	1	0	28	45	-1	236
S. Landesberg	19	519	17	380	33	36	104	35%	89	172	52%	94	127	74%	12	54	66	31	14	31	0	16	4	54	113	-31	319
Goran Suton	20	433	13	158	18	18	63	29%	41	80	51%	22	38	58%	30	79	109	17	18	13	11	4	0	56	35	21	175
Alec Brown	20	420	13	229	22	33	83	40%	45	89	51%	40	44	91%	24	60	84	17	13	19	22	5	8	67	40	69	216
Edgar Vicedo	19	381	4	144	15	18	55	33%	39	56	70%	12	16	75%	25	58	83	11	12	13	9	5	6	24	21	13	180
A. Cvetkovic	19	371	16	103	13	13	50	26%	20	30	67%	24	28	86%	10	21	31	22	12	15	0	6	0	50	44	48	90
N. Caner-Medley	18	358	6	125	22	10	44	23%	37	72	51%	21	21	100%	12	54	66	22	9	18	5	1	2	28	27	-63	138
Dario Brizuela	19	310	2	100	14	10	41	24%	24	55	44%	22	26	85%	5	22	27	22	10	17	3	5	2	40	26	-35	60
Ludde Hakanson	20	300	0	124	14	16	54	30%	28	53	53%	20	26	77%	6	31	37	49	7	19	1	0	0	28	30	-17	132
Sitapha Savané	17	197	2	64	9	0	0	0	26	45	58%	12	26	46%	19	28	47	5	3	12	9	7	5	31	22	-22	67
Victor Artega	15	142	6	73	13	0	1	0%	32	62	52%	9	14	64%	13	32	45	0	4	7	8	4	6	27	12	-41	68
Dagoberto Peña	12	109	1	34	7	4	22	18%	10	15	67%	2	3	67%	2	5	7	10	2	5	1	2	1	12	6	-19	17
Adams Sola	2	12	0	1	1	0	1	0%	0	0	0	1	2	50%	2	0	2	0	1	0	0	0	0	2	2	8	2
Team	20			0		0	0	0	0	0	0	0	0	0	36	32	68	0	0	5	0	0	0	0	0		63
Totals		4075		1665	0	184	603	31%	404	752	54%	305	411	74%	202	515	717	345	130	210	69	56	34	447	423	-14	1763

AVERAGES

	Gam Pla	Min Pla	Points			3 Shot		Throws %	Field Goals		Free Throws	
--	---------	---------	--------	--	--	--------	--	----------	-------------	--	-------------	--

ACB STATS SERVICE

REAL BETIS ENERGÍA PLUS

Accumulated Stats until Round 20

TOTALS

	Gam Pla	Min Pla	Points			Shot			Throws %	Field Goals		Free Throws			Rebound			Blocks			PF		+/-	PE			
			5i	Tot	Max	Mad	Att	Mad		Att	Mad	Att	Off	Def	Tot	Ast	Stl	Tov	Mad	Rec	Dunk	Mad			Rec		
Ryan Kelly	20	580	20	304	25	20	66	30%	84	182	46%	76	94	81%	19	74	93	32	16	36	19	6	17	50	89	-114	299
Luke Nelson	20	507	18	174	22	30	72	42%	35	74	47%	14	20	70%	4	42	46	38	27	44	1	6	1	57	27	-75	119
Oderah Anosike	20	492	20	189	22	0	0		82	149	55%	25	50	50%	46	75	121	13	9	24	1	13	8	60	72	-113	216
Blake Schilb	19	468	12	201	23	24	63	38%	54	97	56%	21	21	100%	13	45	58	47	10	22	0	2	1	30	24	-62	204
V. Golubovic	20	271	0	129	14	0	0		49	86	57%	31	50	62%	21	43	64	8	6	12	4	5	2	28	55	-34	165
Josep Franch	17	264	5	97	14	11	34	32%	24	52	46%	16	20	80%	4	20	24	40	13	15	1	2	0	24	26	-30	105
Donnie McGrath	15	261	7	47	10	9	38	24%	6	20	30%	8	8	100%	0	11	11	19	10	15	1	1	0	21	11	-91	19
Mikel Uriz	17	243	3	75	10	9	21	43%	14	27	52%	20	26	77%	6	19	25	34	12	21	0	3	0	17	27	-41	101
Alfonso Sánchez	20	204	2	33	8	7	29	24%	4	14	29%	4	11	36%	4	11	15	15	6	15	0	0	0	37	14	-56	-8
Iván Cruz	19	195	0	62	10	9	33	27%	15	31	48%	5	10	50%	13	29	42	11	4	5	0	2	1	26	11	-45	52
Dontaye Draper	8	156	6	42	12	7	25	28%	7	14	50%	7	9	78%	2	14	16	16	6	8	0	0	0	17	11	-51	39
Rade Zagorac	7	65	0	36	16	8	12	67%	4	14	29%	4	4	100%	2	5	7	1	4	4	0	1	0	11	5	-2	23
B N. Boungou-Colo	9	268	7	117	25	11	51	22%	21	51	41%	42	47	89%	19	17	36	9	9	27	3	3	7	19	41	-65	91
B Saúl Blanco	5	52	0	10	7	2	5	40%	1	2	50%	2	4	50%	1	1	2	6	2	3	0	0	0	2	4	-46	13
Team	20			0	0	0	0		0	0		0	0		24	39	63	0	0	11	0	0	0	2	0		50
Totals		4025		1516	0	147	449	33%	400	813	49%	275	374	74%	178	445	623	289	134	262	30	44	37	401	417	-165	1488

AVERAGES

	Gam Pla	Min Pla	Points			Shot			Throws %	Field Goals		Free Throws			Rebound			Blocks			PF		+/-	PE			
			5i	Tot	Max	Mad	Att	Mad		Att	Mad	Att	Off	Def	Tot	Ast	Stl	Tov	Mad	Rec	Dunk	Mad			Rec		
Ryan Kelly	20	29	20	15.2	25	1	3.3	30%	4.2	9.1	46%	3.8	4.7	81%	1	3.7	4.7	1.6	0.8	1.8	1	0.3	0.9	2.5	4.5	-5.7	15
Luke Nelson	20	25	18	8.7	22	1.5	3.6	42%	1.8	3.7	47%	0.7	1.7	70%	0.2	2.1	2.3	1.9	1.4	2.2	0.1	0.3	0.1	2.9	1.4	-3.8	6
Oderah Anosike	20	25	20	9.5	22	0	0		4.1	7.5	55%	1.3	2.5	50%	2.3	3.8	6.1	0.7	0.5	1.2	0.1	0.7	0.4	3	3.6	-5.7	10.8
Blake Schilb	19	25	12	10.6	23	1.3	3.3	38%	2.8	5.1	56%	1.1	1.1	100%	0.7	2.4	3.1	2.5	0.5	1.2	0	0.1	0.1	1.6	1.3	-3.3	10.7
V. Golubovic	20	14	0	6.5	14	0	0		2.5	4.3	57%	1.6	2.5	62%	1.1	2.2	3.2	0.4	0.3	0.6	0.2	0.3	0.1	1.4	2.8	-1.7	8.3
Josep Franch	17	16	5	5.7	14	0.6	2	32%	1.4	3.1	46%	0.9	1.2	80%	0.2	1.2	1.4	2.4	0.8	0.9	0.1	0.1	0	1.4	1.5	-1.8	6.2
Donnie McGrath	15	17	3	3.1	10	0.6	2.5	24%	0.4	1.3	30%	0.5	0.5	100%	0	0.7	0.7	1.3	0.7	1	0.1	0.1	0	1.4	0.7	-6.1	1.3
Mikel Uriz	17	14	3	4.4	10	0.5	1.2	43%	0.8	1.6	52%	1.2	1.5	77%	0.4	1.1	1.5	2	0.7	1.2	0	0.2	0	1	1.6	-2.4	5.9
Alfonso Sánchez	20	10	2	1.7	8	0.4	1.5	24%	0.2	0.7	29%	0.2	0.6	36%	0.2	0.6	0.8	0.8	0.3	0.8	0	0	0	1.9	0.7	-2.8	-0.4
Iván Cruz	19	10	0	3.3	10	0.5	1.7	27%	0.8	1.6	48%	0.3	0.5	50%	0.7	1.5	2.2	0.6	0.2	0.3	0	0.1	0.1	1.4	0.6	-2.4	2.7
Dontaye Draper	8	19	6	5.3	12	0.9	3.1	28%	0.9	1.8	50%	0.9	1.1	78%	0.3	1.8	2	2	0.8	1	0	0	0	2.1	1.4	-6.4	4.9
Rade Zagorac	7	9	0	5.1	16	1.1	1.7	67%	0.6	2	29%	0.6	0.6	100%	0.3	0.7	1	0.1	0.6	0.6	0	0.1	0	1.6	0.7	-0.3	3.3
B N. Boungou-Colo	9	30	7	13	25	1.2	5.7	22%	2.3	5.7	41%	4.7	5.2	89%	2.1	1.9	4	1	1	3	0.3	0.3	0.8	2.1	4.6	-7.2	10.1
B Saúl Blanco	5	10	0	2	7	0.4	1	40%	0.2	0.4	50%	0.4	0.8	50%	0.2	0.2	0.4	1.2	0.4	0.6	0	0	0	0.4	0.8	-9.2	2.6
Team	20														1.2	2	3.2			0.6			0.1				2.5
Totals		201		75.8	0	7.4	22.5	33%	20	40.7	49%	13.8	18.7	74%	8.9	22.3	31.2	14.5	6.7	13.1	1.5	2.2	1.9	20.1	20.9	-8.3	74.4

REAL MADRID

Accumulated Stats until Round 20

TOTALS

	Gam Pla	Min Pla	Points			Shot			Throws %	Field Goals		Free Throws			Rebound			Blocks			PF		+/-	PE			
			5i	Tot	Max	Mad	Att	Mad		Att	Mad	Att	Off	Def	Tot	Ast	Stl	Tov	Mad	Rec	Dunk	Mad			Rec		
Facu Campazzo	20	482	20	197	19	18	59	31%	52	81	64%	39	52	75%	3	31	34	90	38	30	4	4	1	39	63	98	270
Luka Doncic	19	450	9	264	24	24	80	30%	65	109	60%	62	76	82%	21	88	109	84	16	35	5	5	1	28	75	177	371
Jaycee Carroll	19	331	4	223	29	45	82	55%	31	59	53%	26	33	79%	10	22	32	13	10	15	2	3	0	26	29	88	193
Fabien Causeur	17	328	12	145	19	15	41	37%	39	63	62%	22	27	81%	4	30	34	33	12	12	3	4	0	26	32	47	162
Felipe Reyes	18	298	3	160	18	0	2	0%	53	87	61%	54	73	74%	43	49	92	19	7	16	3	10	2	38	64	89	226
Trey Thompkins	14	278	13	130	13	15	52	29%	34	54	63%	17	20	85%	7	49	56	7	7	11	3	3	3	40	13	57	102
Walter Tavares	13	274	12	99	15	0	1	0%	36	61	59%	27	43	63%	24	60	84	6	0	21	25	1	21	32	41	77	159
Jeffery Taylor	16	266	5	96	12	15	28	54%	19	34	56%	13	18	72%	9	15	24	19	6	12	1	2	8	44	17	88	72
Rudy Fernández	14	225	2	130	14	31	59	53%	11	19	58%	15	16	94%	5	21	26	18	2	11	5	0	0	15	16	70	134
Santiago Yusta	18	223	8	75	18	9	22	41%	19	35	54%	10	12	83%	8	17	25	12	6	6	3	2	4	30	17	38	69
Jonas Maciulis	13	206	0	55	11	12	32	38%	6	9	67%	7	10	70%	6	32	38	11	12	5	0	0	1	23	7	49	69
A. Randolph	9	193	3	99	26	9	27	33%	30	53	57%	12	16	75%	10	41	51	6	5	14	6	2	8	24	17	32	99
Chasson Randle	14	140	0	55	12	8	24	33%	11	21	52%	9	11	82%	1	8	9	14	3	13	0	1	0	27	8	14	20
Dino Radoncic	11	121	2	28	7	2	6	33%	10	15	67%	2	4	50%	4	12	16	7	1	4	0	0	1	15	4	35	26
B Gustavo Ayón	7	144	7	54	12	0	0		23	39	59%	8	17	47%	14	26	40	17	6	18	7	3	6	15	14	31	77
B Ognjen Kuzmic	4	65	0	26	10	0	0		11	14	79%	4	9	44%													

ACB STATS SERVICE

RETABET BILBAO BASKET

Accumulated Stats until Round 20

TOTALS

	Gam Pla	Min Pla	Points			Shot			Throws			Field Goals			Free Throws			Rebound			Blocks			PF			+/-	PE
			Tot	Max	Mad	Att	%	Mad	Att	%	Mad	Att	%	Off	Def	Tot	Ast	Stl	Tov	Mad	Rec	Dunk	Mad	Rec	Mad	Rec		
Dejan Todorovic	20	500	18	229	22	42	106	40%	36	84	43%	31	39	79%	11	56	67	28	17	38	2	10	7	30	53	-60	198	
Álex Mumbrú	20	481	5	257	21	41	113	36%	40	74	54%	54	75	72%	10	67	77	46	10	35	4	8	0	47	82	-10	259	
Axel Hervelle	20	423	17	104	13	14	40	35%	22	57	39%	18	20	90%	16	62	78	18	14	25	1	1	1	55	22	-65	93	
Pere Tomás	18	387	8	133	17	16	41	39%	26	46	57%	33	43	77%	35	34	69	14	4	12	0	3	0	43	39	-35	146	
Jonathan Tabu	17	380	14	172	20	26	73	36%	27	67	40%	40	49	82%	9	33	42	57	17	36	1	7	0	51	56	50	155	
M. Gladness	18	350	14	108	15	0	1	0%	42	67	63%	24	42	57%	26	62	88	5	5	23	13	3	19	35	34	-24	148	
Lucio Redivo	19	339	1	170	18	26	74	35%	39	74	53%	14	21	67%	0	16	16	11	10	11	0	11	0	38	23	-11	80	
Shane Hammink	20	325	10	90	16	3	11	27%	28	47	60%	25	34	74%	7	22	29	17	8	13	2	2	4	46	25	-36	74	
Ricardo Fischer	17	245	4	101	16	7	23	30%	29	58	50%	22	29	76%	5	16	21	33	2	29	0	5	0	25	33	-60	79	
Devin Thomas	10	203	5	94	19	0	0	0%	35	51	69%	24	39	62%	12	25	37	10	18	5	10	5	8	33	29	-18	124	
Javier Salgado	13	177	1	52	13	9	28	32%	4	11	36%	17	19	89%	2	10	12	30	7	19	0	2	0	9	16	-34	59	
V. Vucetic	12	135	1	24	4	0	1	0%	9	22	41%	6	6	100%	8	5	13	3	0	5	0	2	0	29	8	-19	-2	
Borja Mendia	3	10	0	0	0	0	1	0%	0	2	0%	0	0	0	0	0	0	1	0	1	0	1	0	4	0	-10	-8	
B Tim Kempton	7	44	2	15	7	0	1	0%	6	18	33%	3	5	60%	4	8	12	0	2	3	0	5	0	8	4	-32	2	
Team	20			0		0	0		0	0		0	0		33	40	73	0	0	11	0	0	0	0	0		62	
Totals		4000		1549	0	184	513	36%	343	678	51%	311	421	74%	178	456	634	273	114	266	33	65	39	453	424	-65	61469	

AVERAGES

	Gam Pla	Min Pla	Points			Shot			Throws			Field Goals			Free Throws			Rebound			Blocks			PF			+/-	PE
			Tot	Max	Mad	Att	%	Mad	Att	%	Mad	Att	%	Off	Def	Tot	Ast	Stl	Tov	Mad	Rec	Dunk	Mad	Rec	Mad	Rec		
Dejan Todorovic	20	25	18	11.5	22	2.1	5.3	40%	1.8	4.2	43%	1.6	2	79%	0.6	2.8	3.4	1.4	0.9	1.9	0.1	0.5	0.4	1.5	2.7	-3	9.9	
Álex Mumbrú	20	24	5	12.9	21	2.1	5.7	36%	2	3.7	54%	2.7	3.8	72%	0.5	3.4	3.9	2.3	0.5	1.8	0.2	0.4	0	2.4	4.1	-0.5	13	
Axel Hervelle	20	21	17	5.2	13	0.7	2	35%	1.1	2.9	39%	0.9	1	90%	0.8	3.1	3.9	0.9	0.7	1.3	0.1	0.1	0.1	2.8	1.1	-3.3	4.7	
Pere Tomás	18	22	8	7.4	17	0.9	2.3	39%	1.4	2.6	57%	1.8	2.4	77%	1.9	1.9	3.8	0.8	0.2	0.7	0	0.2	0	2.4	2.2	-1.9	8.1	
Jonathan Tabu	17	22	14	10.1	20	1.5	4.3	36%	1.6	3.9	40%	2.4	2.9	82%	0.5	1.9	2.5	3.4	1	2.1	0.1	0.4	0	3	3.3	2.9	9.1	
M. Gladness	18	19	14	6	15	0	0.1	0%	2.3	3.7	63%	1.3	2.3	57%	1.4	3.4	4.9	0.3	0.3	1.3	0.7	0.2	1.1	1.9	1.9	-1.3	8.2	
Lucio Redivo	19	18	1	8.9	18	1.4	3.9	35%	2.1	3.9	53%	0.7	1.1	67%	0	0.8	0.8	0.6	0.5	0.6	0	0.6	0	2	1.2	-0.6	4.2	
Shane Hammink	20	16	10	4.5	16	0.2	0.6	27%	1.4	2.4	60%	1.3	1.7	74%	0.4	1.1	1.5	0.9	0.4	0.7	0.1	0.1	0.2	2.3	1.3	-1.8	3.7	
Ricardo Fischer	17	14	4	5.9	16	0.4	1.4	30%	1.7	3.4	50%	1.3	1.7	76%	0.3	0.9	1.2	1.9	0.1	1.7	0	0.3	0	1.5	1.9	-3.5	4.6	
Devin Thomas	10	20	5	9.4	19	0	0	0%	3.5	5.1	69%	2.4	3.9	62%	1.2	2.5	3.7	1	1.8	0.5	1	0.5	0.8	3.3	2.9	1.8	12.4	
Javier Salgado	13	14	1	4	13	0.7	2.2	32%	0.3	0.8	36%	1.3	1.5	89%	0.2	0.8	0.9	2.3	0.5	1.5	0	0.2	0	0.7	1.2	-2.6	4.5	
V. Vucetic	12	11	1	2	4	0	0.1	0%	0.8	1.8	41%	0.5	0.5	100%	0.7	0.4	1.1	0.3	0	0.4	0	0.2	0	2.4	0.7	-1.6	-0.2	
Borja Mendia	3	3	0	0	0	0	0.3	0%	0	0.7	0%	0	0	0	0	0	0.3	0	0.3	0	0.3	0	1.3	0	-3.3	-2.7		
B Tim Kempton	7	6	2	2.1	7	0	0.1	0%	0.9	2.6	33%	0.4	0.7	60%	0.6	1.1	1.7	0	0.3	0.4	0	0.7	0	1.1	0.6	-4.6	0.3	
Team	20														1.7	2	3.7			0.6							3.1	
Totals		200		77.5	0	9.2	25.7	36%	17.2	33.9	51%	15.6	21.1	74%	8.9	22.8	31.7	13.7	5.7	13.3	1.7	3.3	2	22.7	21.2	-3.3	73.5	

SAN PABLO BURGOS

Accumulated Stats until Round 20

TOTALS

	Gam Pla	Min Pla	Points			Shot			Throws			Field Goals			Free Throws			Rebound			Blocks			PF			+/-	PE
			Tot	Max	Mad	Att	%	Mad	Att	%	Mad	Att	%	Off	Def	Tot	Ast	Stl	Tov	Mad	Rec	Dunk	Mad	Rec	Mad	Rec		
Deon Thompson	20	560	20	244	25	12	27	44%	85	149	57%	38	47	81%	46	84	130	26	18	33	19	6	11	51	55	-66	314	
Corey Fisher	20	483	19	205	24	27	78	35%	43	86	50%	38	57	67%	9	19	28	56	12	27	0	3	0	34	64	0	188	
Goran Huskic	20	413	15	183	18	2	11	18%	75	134	56%	27	41	66%	21	53	74	52	18	28	13	12	3	55	35	-55	198	
Álex López	20	401	10	117	12	16	59	27%	16	40	40%	37	47	79%	9	45	54	49	20	22	1	1	0	56	48	-7	133	
D. Gailius	17	388	13	186	18	22	67	33%	45	91	49%	30	43	70%	21	57	78	19	11	33	1	7	1	39	53	-42	165	
T. Schreiner	20	334	1	74	13	14	63	22%	11	25	44%	10	11	91%	2	20	22	65	11	22	0	3	0	30	19	-70	72	
Sebas Saiz	20	330	1	171	19	0	3	0%	65	98	66%	41	56	73%	35	45	80	6	9	24	12	5	15	54	48	-66	192	
Javier Vega	20	296	4	64	13	14	54	26%	8	26	31%	6	6	100%	11	22	33	15	8	21	1	1	3	18	14	-72	37	
John Jenkins	11	271	10	146	25	6	25	24%	50	84	60%	28	28	100%	2	18	20	11	9	17	2	1	0	20	21	-77	118	
Alex Barrera	18	256	3	94	15	14	37	38%	20	38	53%	12	16	75%	1	27	28	18	12	24	0	2	0	22	24	-80	83	
Edu Martínez	17	196	2	83	13	22	50	44%	7	13	54%	3	3	100%	6	15	21	7	3	5	1	0	1	26	5	10	55	
B T. Sedekerskis	8	85	2	13	4	0	2	0%	5	11	45%	3	6	50%	4	19	23	5	3	2	1	0	2	1	8	-81	39	
B F. Dos Anjos	3	12	0	6	4	0	0	0%	2	4	50%	2	2	100%	2	2	4	0	0	1	0	0	1	3	1	-7	5	
Team	20			0		0	0		0	0		0	0		26	30	56	0	0	5	0	0	0	1	0		50	
Totals		4025		1586	0	149	476	31%	432	799	54%	275	363	76%	195	456	651	329	134	264	51	41	37	410	395	-122	61649	

AVERAGES

||
||
||

NEXT ROUND



QUARTER FINALS

ELIM. C VALENCIA BASKET - IBEROSTAR TENERIFE	Thursday	15-02-2018	17.00 h.	INT1
ELIM. B REAL MADRID - UNICAJA	Thursday	15-02-2018	19.30 h.	INT1
ELIM. D MONTAKIT FUENLABRADA - HERBALIFE GRAN CANARIA	Friday	16-02-2018	17.00 h.	INT1
ELIM. C FC BARCELONA LASSA - BASKONIA	Friday	16-02-2018	19.30 h.	INT1

SEMIFINALS

SEMIF. 1 WINNER ELIM. C - WINNER ELIM. B	Saturday	17-02-2018	17.00 h.	INT1
SEMIF. 2 WINNER ELIM. A - WINNER ELIM. D	Saturday	17-02-2018	19.30 h.	INT1

FINAL

WINNER SEMIFINAL 1 - WINNER SEMIFINAL 2	Sunday	18-02-2018	16.30 h.	INT1
---	--------	------------	----------	------

INT 1 - Game Broadcasted Internationally (Graphics and Commentaries in English) | INT 2 - Game Broadcasted Internationally (English Commentaries)



OFFICIAL POSTER Copa del Rey Gran Canaria 2018