

---

# liga endesa News

---

**Nº 1078**

**YEAR XXX - 25th March 2019. Communication Department**

---

**SEASON  
2018-2019**

**R O U N D**

**24**

## C O N T E N T S

|                                     |      |
|-------------------------------------|------|
| Results and Standings .....         | 2    |
| Top Scorers .....                   | 2    |
| Player of the Round .....           | 3    |
| League Scoreboard .....             | 4    |
| Top League Performances .....       | 4    |
| Player Stats .....                  | 5-6  |
| Team Form .....                     | 7    |
| Team Stats .....                    | 7-8  |
| Accumulated Stats .....             | 9-17 |
| Next Round and Past Match-ups ..... | 18   |

**endesa**

**Main ACB Sponsor**

# ACB 2018/2019 - Results and Standings



## ROUND 24 RESULTS


( 23th - 24th March 2019 )

|  |            |
|--|------------|
| VALENCIA BASKET C. - DIVINA SEGUROS JOVENTUT | ( 93-80 )  |
| REAL MADRID - BARÇA LASSA                    | ( 76-82 )  |
| UNICAJA - MONBUS OBRADOIRO                   | ( 74-63 )  |
| C. CANDELAS BREOGÁN - MONTAKIT FUENLABRADA   | ( 92-96 )  |
| IBEROSTAR TENERIFE - DELTECO GBC             | ( 60-67 )  |
| TECNYCONTA ZARAGOZA - KIROLBET BASKONIA      | ( 81-79 )  |
| MORABANC ANDORRA - HERBALIFE GRAN CANARIA    | ( 99-85 )  |
| MOVISTAR ESTUDIANTES - UCAM MURCIA CB        | ( 86-110 ) |
| BAXI MANRESA - SAN PABLO BURGOS              | ( 83-86 )  |

## ACB STANDINGS 2018-2019

| PO | TEAMS                   | G  | W  | L  | POINTS |       |
|----|-------------------------|----|----|----|--------|-------|
|    |                         |    |    |    | +      | -     |
| 1  | BARÇA LASSA             | 24 | 20 | 4  | 2.087  | 1.817 |
| 2  | REAL MADRID             | 24 | 18 | 6  | 2.114  | 1.888 |
| 3  | KIROLBET BASKONIA       | 24 | 17 | 7  | 2.044  | 1.761 |
| 4  | VALENCIA BASKET CLUB    | 24 | 15 | 9  | 1.933  | 1.871 |
| 5  | UNICAJA                 | 24 | 15 | 9  | 2.053  | 2.004 |
| 6  | DIVINA SEGUROS JOVENTUT | 24 | 14 | 10 | 1.936  | 1.898 |
| 7  | BAXI MANRESA            | 24 | 13 | 11 | 1.951  | 1.949 |
| 8  | IBEROSTAR TENERIFE      | 24 | 12 | 12 | 1.937  | 1.866 |
| 9  | MORABANC ANDORRA        | 24 | 12 | 12 | 1.993  | 1.996 |
| 10 | TECNYCONTA ZARAGOZA     | 24 | 12 | 12 | 1.976  | 2.053 |
| 11 | SAN PABLO BURGOS        | 24 | 11 | 13 | 1.961  | 1.991 |
| 12 | MONBUS OBRADOIRO        | 24 | 10 | 14 | 1.858  | 1.930 |
| 13 | MOVISTAR ESTUDIANTES    | 24 | 9  | 15 | 1.984  | 2.079 |
| 14 | MONTAKIT FUENLABRADA    | 24 | 9  | 15 | 1.921  | 2.118 |
| 15 | HERBALIFE GRAN CANARIA  | 24 | 8  | 16 | 1.955  | 2.029 |
| 16 | UCAM MURCIA CB          | 24 | 8  | 16 | 1.853  | 1.950 |
| 17 | CAFÉS CANDELAS BREOGÁN  | 24 | 7  | 17 | 1.823  | 1.985 |
| 18 | DELTECO GBC             | 24 | 6  | 18 | 1.778  | 1.972 |

## TOP SCORERS




|                     | PTS | GA | AVE  |                     |     |    |      |
|---------------------|-----|----|------|---------------------|-----|----|------|
| 1 LAPROVITTOLA, N.  | 396 | 24 | 16,5 | 26 WHITTINGTON, S.  | 265 | 24 | 11,0 |
| 2 BRIZUELA, DARÍO   | 375 | 24 | 15,6 | 27 ROBERTS, BRIAN   | 264 | 24 | 11,0 |
| 3 VASILEIADIS, K.   | 319 | 21 | 15,2 | 28 DOYLE, MILTON    | 262 | 24 | 10,9 |
| 4 GENTILE, A.       | 279 | 19 | 14,7 | 29 THOMAS, WILL     | 258 | 24 | 10,8 |
| 5 ENNIS, DYLAN      | 350 | 24 | 14,6 | 30 LALANNE, CADY    | 258 | 24 | 10,8 |
| 6 TOOLSON, RYAN     | 344 | 24 | 14,3 | 31 HUSKIC, GORAN    | 257 | 24 | 10,7 |
| 7 CRUZ, FRANCISCO   | 343 | 24 | 14,3 | 32 CARROLL, JAYCEE  | 213 | 20 | 10,7 |
| 8 OKOYE, STAN       | 306 | 22 | 13,9 | 33 SOKO, OVIE       | 254 | 24 | 10,6 |
| 9 LLULL, SERGIO     | 236 | 18 | 13,1 | 34 CANCAR, VLATKO   | 252 | 24 | 10,5 |
| 10 CLAVELL, GIAN    | 300 | 23 | 13,0 | 35 SHIELDS, SHAVON  | 241 | 23 | 10,5 |
| 11 DUBLJEVIC, BOJAN | 271 | 21 | 12,9 | 36 REDIVO, LUCIO    | 230 | 22 | 10,5 |
| 12 FERNÁNDEZ, JAIME | 245 | 19 | 12,9 | 37 KURIC, KYLE      | 230 | 22 | 10,5 |
| 13 BOOKER, ASKIA    | 293 | 23 | 12,7 | 38 GERUN, V.        | 240 | 23 | 10,4 |
| 14 MCFADDEN, THAD   | 215 | 17 | 12,6 | 39 STRAWBERRY, DJ   | 248 | 24 | 10,3 |
| 15 BEIRÁN, JAVIER   | 268 | 22 | 12,2 | 40 HEURTEL, THOMAS  | 226 | 22 | 10,3 |
| 16 IVERSON, COLTON  | 289 | 24 | 12,0 | 41 CVETKOVIC, A.    | 234 | 23 | 10,2 |
| 17 ABROMAITIS, TIM  | 289 | 24 | 12,0 | 42 HILLIARD, DARRUN | 244 | 24 | 10,2 |
| 18 NEVELS, GARRETT  | 286 | 24 | 11,9 | 43 SHERMADINI, G.   | 244 | 24 | 10,2 |
| 19 WILTJER, KYLE    | 280 | 24 | 11,7 | 44 POPOVIC, MARKO   | 183 | 18 | 10,2 |
| 20 DAWSON, SHAWN    | 210 | 18 | 11,7 | 45 SINGLER, KYLE    | 221 | 22 | 10,0 |
| 21 THOMAS, MATT     | 278 | 24 | 11,6 | 46 BURJANADZE, B.   | 220 | 22 | 10,0 |
| 22 ERIKSSON, M.     | 219 | 19 | 11,5 | 47 VOIGTMANN, J.    | 229 | 23 | 10,0 |
| 23 HANNAH, CLEVIN   | 184 | 16 | 11,5 | 48 TOMIC, ANTE      | 219 | 22 | 10,0 |
| 24 BRODZIANSKY, V.  | 274 | 24 | 11,4 | 49 BROWN, ALEC      | 218 | 22 | 9,9  |
| 25 SEIBUTIS, R.     | 259 | 23 | 11,3 | 50 LLOVET, NACHO    | 232 | 24 | 9,7  |

# PLAYER OF THE ROUND

**EJ  
ROWLAND**  
(Montakit Fuenlabrada)




**Dylan  
ENNIS**  
(MoraBanc Andorra)



**Matt  
THOMAS**  
(Valencia Basket Club)



**RANKING  
ACB**



|                     | Total | Gam | Ave  |
|---------------------|-------|-----|------|
| 1 LAPROVITTOLA, N.  | 405   | 24  | 16,9 |
| 2 DUBLJEVIC, BOJAN  | 347   | 21  | 16,5 |
| 3 FERNÁNDEZ, JAIME  | 313   | 19  | 16,5 |
| 4 BEIRÁN, JAVIER    | 361   | 22  | 16,4 |
| 5 IVERSON, COLTON   | 389   | 24  | 16,2 |
| 6 HUSKIC, GORAN     | 369   | 24  | 15,4 |
| 7 THOMAS, WILL      | 364   | 24  | 15,2 |
| 8 TODOROVIC, M.     | 357   | 24  | 14,9 |
| 9 TOMIC, ANTE       | 313   | 22  | 14,2 |
| 10 BRIZUELA, DARÍO  | 339   | 24  | 14,1 |
| 11 VASILEIADIS, K.  | 295   | 21  | 14,0 |
| 12 BRODZIANSKY, V.  | 337   | 24  | 14,0 |
| 13 VOIGTMANN, J.    | 321   | 23  | 14,0 |
| 14 GERUN, V.        | 317   | 23  | 13,8 |
| 15 SHERMADINI, G.   | 327   | 24  | 13,6 |
| 16 TAVARES, WALTER  | 299   | 22  | 13,6 |
| 17 ENNIS, DYLAN     | 325   | 24  | 13,5 |
| 18 LLOVET, NACHO    | 319   | 24  | 13,3 |
| 19 CANER-MEDLEY, N. | 304   | 23  | 13,2 |
| 20 POIRIER, VINCENT | 314   | 24  | 13,1 |
| 21 CAMPAZZO, FACU   | 286   | 22  | 13,0 |
| 22 TOOLSON, RYAN    | 304   | 24  | 12,7 |
| 23 ABROMAITIS, TIM  | 300   | 24  | 12,5 |
| 24 HEURTEL, THOMAS  | 271   | 22  | 12,3 |
| 25 MCFADDEN, THAD   | 209   | 17  | 12,3 |
| 26 AYÓN, GUSTAVO    | 208   | 17  | 12,2 |
| 27 OKOYE, STAN      | 267   | 22  | 12,1 |
| 28 DIAGNE, MOUSSA   | 276   | 23  | 12,0 |
| 29 HANGA, ADAM      | 201   | 17  | 11,8 |
| 30 BURJANADZE, B.   | 258   | 22  | 11,7 |
| 31 SUÁREZ, CARLOS   | 187   | 16  | 11,7 |
| 32 GENTILE, A.      | 221   | 19  | 11,6 |
| 33 HANNAH, CLEVIN   | 186   | 16  | 11,6 |
| 34 LESSORT, MATHIAS | 277   | 24  | 11,5 |
| 35 BROWN, ALEC      | 251   | 22  | 11,4 |
| 36 LLULL, SERGIO    | 205   | 18  | 11,4 |
| 37 WHITTINGTON, S.  | 271   | 24  | 11,3 |
| 38 COOK, OMAR       | 268   | 24  | 11,2 |
| 39 LALANNE, CADY    | 268   | 24  | 11,2 |
| 40 ROBERTS, BRIAN   | 264   | 24  | 11,0 |
| 41 ERIKSSON, M.     | 209   | 19  | 11,0 |
| 42 BALVIN, ONDREJ   | 259   | 24  | 10,8 |
| 43 VÁZQUEZ, FRAN    | 237   | 22  | 10,8 |
| 44 MCCALEBB, BO     | 245   | 23  | 10,7 |
| 45 SINGLETON, CHRIS | 221   | 21  | 10,5 |
| 46 CRUZ, FRANCISCO  | 251   | 24  | 10,5 |
| 47 HUERTAS, M.      | 250   | 24  | 10,4 |
| 48 SHIELDS, SHAVON  | 239   | 23  | 10,4 |
| 49 SEIBUTIS, R.     | 239   | 23  | 10,4 |
| 50 JORDAN, JEROME   | 227   | 22  | 10,3 |

**EJ Rowland** (Montakit Fuenlabrada), **Dylan Ennis** (MoraBanc Andorra) and **Matt Thomas** (Valencia Basket Club) were the outstanding performers in Round 24. The three share the award this week.

The Montakit Fuenlabrada playmaker **EJ Rowland** scored 20 points (7/8 two-pointers and 6/6 free-throws). He also accumulated 6 rebounds, 6 assists, 1 steal and was fouled 5 times for a PE of 28. This is the american's first Player of the Round award.

The MoraBanc Andorra guard **Dylan Ennis** scored 23 points (5/7 three-pointers, 1/3 two-pointers and 3/3 free-throws). The canadian player also accumulated 3 rebounds, 3 assists, 2 steals and was fouled 3 times for a Points Evaluation of 28. The award is the Dylan Ennis's first Player of the Round in his Liga Endesa career.

The Valencia Basket Club guard **Matt Thomas** scored 27 points (7/9 three-pointers, 2/3 two-pointers and 2/2 free-throws). He also accumulated 4 rebounds, 2 assists, 1 steal and was fouled 2 times for a PE of 28. This is the american's first Player of the Round award.

## ACB Points Evaluation Formula

PE (Points Evaluation) = [Points+Reb.+Ast.+Stl.+FP rec.+Blk.] - [Miss. shots+Tov.+Blk. rec.+PF]

## ROUND 24 EVALUATION

| PLAYER           | PE | Pts. | Reb. | Ast. | Stl. | Tov. | PF | PFr. | Blk. | Blkr | 3FG | 2FG   | FT    |
|------------------|----|------|------|------|------|------|----|------|------|------|-----|-------|-------|
| THOMAS, MATT     | 28 | 27   | 4    | 2    | 1    | 3    | 1  | 2    | 0    | 1    | 7/9 | 2/3   | 2/2   |
| ROWLAND, EJ      | 28 | 20   | 6    | 6    | 1    | 4    | 3  | 5    | 0    | 1    | 0/0 | 7/9   | 6/6   |
| ENNIS, DYLAN     | 28 | 23   | 3    | 3    | 2    | 1    | 2  | 3    | 0    | 0    | 6/7 | 1/3   | 3/3   |
| MITROVIC, LUKA   | 27 | 19   | 10   | 3    | 0    | 1    | 4  | 3    | 0    | 0    | 0/0 | 8/11  | 3/3   |
| LUNDBERG, G.     | 26 | 17   | 8    | 0    | 1    | 0    | 3  | 7    | 0    | 0    | 0/1 | 6/9   | 5/5   |
| SUÁREZ, CARLOS   | 25 | 19   | 5    | 1    | 0    | 4    | 1  | 8    | 0    | 0    | 2/4 | 1/1   | 11/12 |
| POIRIER, VINCENT | 24 | 11   | 13   | 2    | 0    | 2    | 4  | 6    | 1    | 0    | 0/0 | 5/8   | 1/1   |
| CVETKOVIC, A.    | 23 | 16   | 6    | 5    | 1    | 2    | 4  | 4    | 0    | 0    | 2/3 | 3/5   | 4/4   |
| EYENGA, C.       | 23 | 19   | 4    | 1    | 3    | 2    | 2  | 4    | 2    | 0    | 1/4 | 7/9   | 2/3   |
| VOIGTMANN, J.    | 23 | 23   | 7    | 2    | 0    | 3    | 1  | 2    | 1    | 0    | 4/5 | 4/10  | 3/4   |
| SOKO, OVIE       | 22 | 12   | 11   | 3    | 0    | 0    | 3  | 7    | 1    | 1    | 0/2 | 4/7   | 4/7   |
| ROBERTS, BRIAN   | 21 | 13   | 5    | 3    | 0    | 1    | 1  | 4    | 0    | 0    | 2/3 | 1/1   | 5/6   |
| WILEY, JACOB     | 21 | 21   | 4    | 2    | 1    | 0    | 3  | 1    | 1    | 1    | 0/0 | 10/14 | 1/2   |
| GERUN, V.        | 20 | 18   | 6    | 1    | 0    | 0    | 2  | 5    | 0    | 0    | 0/0 | 8/12  | 2/6   |
| BURJANADZE, B.   | 20 | 14   | 5    | 0    | 5    | 1    | 0  | 8    | 0    | 1    | 1/5 | 2/8   | 7/7   |

# ACB STATS SERVICE



|                         | Barça Lassa | BAXI Manresa | Cafés Candelas Breogán | Delteco GBC | Divina Seguros Joventut | Herbalife Gran Canaria | Iberostar Tenerife | KIROLBET Baskonia | Monbus Obradoiro | Montakit Fuenlabrada | Morabanc Andorra | Movistar Estudiantes | Real Madrid | San Pablo Burgos | Tecnyconta Zaragoza | UCAM Murcia CB | Unicaja | Valencia Basket Club |
|-------------------------|-------------|--------------|------------------------|-------------|-------------------------|------------------------|--------------------|-------------------|------------------|----------------------|------------------|----------------------|-------------|------------------|---------------------|----------------|---------|----------------------|
| Barça Lassa             |             |              | 94-80                  |             | 94-92                   | 98-78                  | 77-73              |                   | 79-73            | 106-76               | 67-63            | 90-76                | 86-69       | 97-88            | 99-55               | 105-73         | 94-83   |                      |
| BAXI Manresa            | 78-88       |              | 72-63                  |             | 66-67                   | 86-79                  |                    | 66-82             | 75-72            |                      |                  | 101-91               | 78-83       | 83-86            | 94-73               |                | 87-96   | 75-66                |
| Cafés Candelas Breogán  |             | 71-80        |                        | 83-71       | 69-76                   |                        |                    | 72-90             | 69-56            | 92-96                | 85-79            | 86-79                | 84-71       |                  | 82-86               | 77-73          |         | 65-77                |
| Delteco GBC             | 71-104      | 85-91        | 100-65                 |             |                         | 74-63                  | 73-79              |                   |                  | 60-76                |                  |                      |             | 92-83            | 73-78               | 67-81          | 80-94   | 66-67                |
| Divina Seguros Joventut |             |              |                        | 88-64       |                         | 88-75                  | 84-64              | 67-68             | 83-79            | 78-88                | 65-75            |                      | 74-83       |                  | 88-73               |                | 93-86   | 83-74                |
| Herbalife Gran Canaria  |             |              | 96-72                  | 85-90       | 83-68                   |                        | 77-91              | 83-101            | 92-93            | 91-75                | 106-80           | 85-79                |             | 74-81            |                     | 90-82          | 85-76   |                      |
| Iberostar Tenerife      | 63-57       | 77-75        | 90-78                  | 60-67       |                         | 86-90                  |                    | 70-63             | 78-52            | 96-65                |                  | 73-81                |             | 83-88            | 86-88               |                |         | 100-66               |
| KIROLBET Baskonia       | 73-82       |              | 100-78                 | 85-66       |                         | 91-76                  | 85-68              |                   | 72-63            |                      |                  |                      | 74-91       |                  | 99-76               | 93-49          | 112-95  | 77-56                |
| Monbus Obradoiro        |             | 90-97        | 75-73                  | 88-82       | 77-84                   |                        |                    | 74-81             |                  |                      | 69-68            | 91-81                | 73-86       | 91-81            |                     | 91-79          | 89-86   | 78-81                |
| Montakit Fuenlabrada    | 79-73       | 94-89        | 95-98                  |             | 74-106                  |                        |                    | 60-110            | 84-83            |                      | 79-85            | 93-92                | 80-95       | 80-89            |                     |                | 79-93   | 94-89                |
| Morabanc Andorra        |             | 77-82        |                        | 76-87       | 102-89                  | 99-85                  | 81-96              | 93-73             |                  | 89-88                |                  | 96-82                | 66-87       | 97-88            |                     | 78-76          | 84-95   |                      |
| Movistar Estudiantes    | 84-101      | 77-79        |                        | 86-62       | 69-83                   |                        | 98-96              | 67-100            |                  | 77-75                | 91-90            |                      | 93-88       | 80-79            | 87-72               | 86-110         |         | 79-83                |
| Real Madrid             | 76-82       | 91-57        |                        | 104-71      | 92-69                   | 87-63                  | 88-73              | 82-76             |                  | 89-79                | 105-107          |                      |             | 90-77            | 98-96               | 80-74          | 89-82   |                      |
| San Pablo Burgos        | 80-85       | 74-82        | 92-76                  | 96-73       | 65-87                   | 89-87                  | 79-68              | 82-79             |                  |                      | 66-62            |                      |             |                  | 79-93               |                | 88-79   | 77-87                |
| Tecnyconta Zaragoza     |             |              | 83-69                  | 76-73       | 112-66                  | 71-69                  | 102-93             | 81-79             | 78-86            | 77-80                | 77-97            | 91-85                |             |                  |                     | 88-68          |         |                      |
| UCAM Murcia CB          | 71-70       | 79-84        | 76-64                  |             | 73-78                   |                        | 91-96              |                   | 80-58            | 75-65                | 67-77            | 73-88                |             | 72-62            | 116-94              |                |         | 68-81                |
| Unicaja                 | 78-73       | 99-97        | 78-72                  | 87-69       |                         | 89-76                  | 61-78              | 64-81             | 74-63            |                      |                  | 82-73                | 103-102     |                  | 98-82               | 89-82          |         | 86-73                |
| Valencia Basket Club    | 85-86       | 89-76        |                        | 77-62       | 93-80                   | 83-67                  |                    |                   | 87-94            | 86-67                | 91-72            |                      | 70-88       | 94-92            | 89-74               | 89-65          |         |                      |

## TOP LEAGUE PERFORMANCES

| TOP PERFORMANCES                   | ROUND 24                    | BEST OF THE SEASON                  |
|------------------------------------|-----------------------------|-------------------------------------|
| <b>TOP TEAM PERFORMANCES</b>       |                             |                                     |
| BEST OFFENSE                       | UCAM MURCIA CB (110)        | UCAM MURCIA CB (116 - Round 23)     |
| BEST DEFENSE                       | DELTECO GBC (60)            | KIROLBET BASKONIA (49 - Round 5)    |
| LOWER SCORE VICTORY                | DELTECO GBC (67)            | IBEROSTAR TENERIFE (63 - Round 19)  |
| HIGHEST SCORE LOSE                 | CAFÉS CANDELAS BREOGÁN (92) | REAL MADRID (105 - Round 7)         |
| FIELD GOALS MADE                   | MONTAKIT FUENLABRADA (26)   | KIROLBET BASKONIA (37 - Round 6)    |
|                                    |                             | KIROLBET BASKONIA (37 - Round 21)   |
| 3 POINT THROWS MADE                | UCAM MURCIA CB (16)         | UCAM MURCIA CB (20 - Round 23)      |
|                                    | MORABANC ANDORRA (16)       |                                     |
| FREETHROWS MADE                    | UNICAJA (27)                | REAL MADRID (35 - Round 7)          |
| REBOUNDS                           | UCAM MURCIA CB (45)         | BARÇA LASSA (55 - Round 4)          |
| ASSISTS                            | MORABANC ANDORRA (27)       | KIROLBET BASKONIA (33 - Round 21)   |
| EVALUATION                         | UCAM MURCIA CB (130)        | KIROLBET BASKONIA (151 - Round 4)   |
| <b>TOP INDIVIDUAL PERFORMANCES</b> |                             |                                     |
| POINTS                             | THOMAS, MATT (27)           | LAPROVITTOLA, NICO (40 - Round 18)  |
| FIELD GOALS MADE                   | WILEY, JACOB (10)           | GENTILE, ALESSANDRO (11 - Round 15) |
| 3 POINT THROWS MADE                | THOMAS, MATT (7)            | VASILEIADIS, KOSTAS (10 - Round 11) |
| FREETHROWS MADE                    | SUÁREZ, CARLOS (11)         | ENNIS, DYLAN (16 - Round 4)         |
| REBOUNDS                           | POIRIER, VINCENT (13)       | AYÓN, GUSTAVO (17 - Round 1)        |
| ASSISTS                            | ALBICY, ANDREW (11)         | HEURTEL, THOMAS (14 - Round 12)     |
| EVALUATION                         | THOMAS, MATT (28)           | ENNIS, DYLAN (48 - Round 4)         |
|                                    | ROWLAND, EJ (28)            | BOOKER, ASKIA (48 - Round 23)       |
|                                    | ENNIS, DYLAN (28)           |                                     |

# ACB STATS SERVICE

## PLAYER STATS

### << MINUTES >>

|                  | tot    | gam | ave   |
|------------------|--------|-----|-------|
| COOK, OMAR       | 734:18 | 24  | 30:36 |
| LAPROVITTOLA, N. | 730:36 | 24  | 30:27 |
| TOOLSON, RYAN    | 679:35 | 24  | 28:19 |
| BEIRÁN, JAVIER   | 620:18 | 22  | 28:12 |
| CANER-MEDLEY, N. | 641:36 | 23  | 27:54 |
| ABROMAITIS, TIM  | 660:29 | 24  | 27:31 |
| LLOVET, NACHO    | 638:05 | 24  | 26:35 |
| ENNIS, DYLAN     | 630:59 | 24  | 26:17 |
| NEVELS, GARRETT  | 611:50 | 24  | 25:30 |
| SEIBUTIS, R.     | 576:29 | 23  | 25:04 |
| THOMAS, WILL     | 594:56 | 24  | 24:47 |
| GENTILE, A.      | 470:22 | 19  | 24:45 |
| FERNÁNDEZ, JAIME | 469:36 | 19  | 24:43 |
| VASILEIADIS, K.  | 518:24 | 21  | 24:41 |
| OKOYE, STAN      | 540:37 | 22  | 24:34 |

### << DUNKS >>

|                  | tot | gam | ave  |
|------------------|-----|-----|------|
| POIRIER, VINCENT | 41  | 24  | 1,71 |
| BALVIN, ONDREJ   | 34  | 24  | 1,42 |
| TAVARES, WALTER  | 29  | 22  | 1,32 |
| IVERSON, COLTON  | 31  | 24  | 1,29 |
| LESSORT, MATHIAS | 31  | 24  | 1,29 |
| VOIGTMANN, J.    | 28  | 23  | 1,22 |
| BOBROV, V.       | 29  | 24  | 1,21 |
| DIOP, ILIMANE    | 29  | 24  | 1,21 |
| TOBEY, MIKE      | 26  | 22  | 1,18 |
| JORDAN, JEROME   | 26  | 22  | 1,18 |
| KRAVTSOV, V.     | 25  | 23  | 1,09 |
| LALANNE, CADY    | 24  | 24  | 1,00 |
| VÁZQUEZ, FRAN    | 21  | 22  | 0,95 |
| ARTEAGA, VÍCTOR  | 19  | 20  | 0,95 |
| LABEYRIE, LOUIS  | 20  | 22  | 0,91 |

### << ASSISTS >>

|                  | tot | gam | ave  |
|------------------|-----|-----|------|
| LAPROVITTOLA, N. | 158 | 24  | 6,58 |
| COOK, OMAR       | 148 | 24  | 6,17 |
| HEURTEL, THOMAS  | 120 | 22  | 5,45 |
| FERNÁNDEZ, JAIME | 97  | 19  | 5,11 |
| CAMPAZZO, FACU   | 111 | 22  | 5,05 |
| PÉREZ, DANIEL    | 121 | 24  | 5,04 |
| HUERTAS, M.      | 119 | 24  | 4,96 |
| FITIPALDO, BRUNO | 112 | 24  | 4,67 |
| ALBICY, ANDREW   | 105 | 23  | 4,57 |
| SÀBAT, ALBERT    | 108 | 24  | 4,50 |
| VAN ROSSOM, SAM  | 94  | 24  | 3,92 |
| POZAS, PEPE      | 82  | 21  | 3,90 |
| BEIRÁN, JAVIER   | 84  | 22  | 3,82 |
| ROBERTS, BRIAN   | 89  | 24  | 3,71 |
| BASSAS, FERRAN   | 89  | 24  | 3,71 |

### << DEFENSIVE REBOUNDS >>

|                  | tot | gam | ave  |
|------------------|-----|-----|------|
| CANER-MEDLEY, N. | 152 | 23  | 6,61 |
| DUBLJEVIC, BOJAN | 104 | 21  | 4,95 |
| TAVARES, WALTER  | 107 | 22  | 4,86 |
| IVERSON, COLTON  | 116 | 24  | 4,83 |
| VOIGTMANN, J.    | 103 | 23  | 4,48 |
| AYÓN, GUSTAVO    | 75  | 17  | 4,41 |
| BROWN, ALEC      | 95  | 22  | 4,32 |
| BURJANADZE, B.   | 93  | 22  | 4,23 |
| BEIRÁN, JAVIER   | 92  | 22  | 4,18 |
| HARANGODY, LUKE  | 85  | 21  | 4,05 |
| POIRIER, VINCENT | 96  | 24  | 4,00 |
| TOMIC, ANTE      | 88  | 22  | 4,00 |
| TODOROVIC, M.    | 95  | 24  | 3,96 |
| BRODZIANSKY, V.  | 92  | 24  | 3,83 |
| HUSKIC, GORAN    | 90  | 24  | 3,75 |

### << OFFENSIVE REBOUNDS >>

|                  | tot | gam | ave  |
|------------------|-----|-----|------|
| GERUN, V.        | 71  | 23  | 3,09 |
| IVERSON, COLTON  | 59  | 24  | 2,46 |
| BALVIN, ONDREJ   | 58  | 24  | 2,42 |
| HUSKIC, GORAN    | 57  | 24  | 2,38 |
| TAVARES, WALTER  | 50  | 22  | 2,27 |
| LALANNE, CADY    | 52  | 24  | 2,17 |
| TODOROVIC, M.    | 51  | 24  | 2,13 |
| AYÓN, GUSTAVO    | 36  | 17  | 2,12 |
| DUBLJEVIC, BOJAN | 44  | 21  | 2,10 |
| POIRIER, VINCENT | 50  | 24  | 2,08 |
| DIAGNE, MOUSSA   | 47  | 23  | 2,04 |
| WHITTINGTON, S.  | 46  | 24  | 1,92 |
| TOBEY, MIKE      | 41  | 22  | 1,86 |
| SULEJMANOVIC, E. | 39  | 21  | 1,86 |
| TOMIC, ANTE      | 40  | 22  | 1,82 |

### << TOTAL REBOUNDS >>

|                  | def | off | tot | gam | ave  |
|------------------|-----|-----|-----|-----|------|
| CANER-MEDLEY, N. | 152 | 41  | 193 | 23  | 8,39 |
| IVERSON, COLTON  | 116 | 59  | 175 | 24  | 7,29 |
| TAVARES, WALTER  | 107 | 50  | 157 | 22  | 7,14 |
| DUBLJEVIC, BOJAN | 104 | 44  | 148 | 21  | 7,05 |
| AYÓN, GUSTAVO    | 75  | 36  | 111 | 17  | 6,53 |
| HUSKIC, GORAN    | 90  | 57  | 147 | 24  | 6,13 |
| TODOROVIC, M.    | 95  | 51  | 146 | 24  | 6,08 |
| POIRIER, VINCENT | 96  | 50  | 146 | 24  | 6,08 |
| LALANNE, CADY    | 90  | 52  | 142 | 24  | 5,92 |
| BALVIN, ONDREJ   | 84  | 58  | 142 | 24  | 5,92 |
| BROWN, ALEC      | 95  | 35  | 130 | 22  | 5,91 |
| TOMIC, ANTE      | 88  | 40  | 128 | 22  | 5,82 |
| GERUN, V.        | 59  | 71  | 130 | 23  | 5,65 |
| DIAGNE, MOUSSA   | 80  | 47  | 127 | 23  | 5,52 |
| BURJANADZE, B.   | 93  | 27  | 120 | 22  | 5,45 |

Main ACB Sponsor

VIAJES El Corte Inglés

KYOCERA

divina  
seguros

SPALDING

GLS

Official ACB Partners



# ACB STATS SERVICE

## << FREE THROWS >>

|                  | M1/A1  | gam | %       | ave  |
|------------------|--------|-----|---------|------|
| VASILEIADIS, K.  | 85/91  | 21  | 93,41 % | 4,05 |
| LAPROVITTOLA, N. | 85/110 | 24  | 77,27 % | 3,54 |
| ENNIS, DYLAN     | 79/101 | 24  | 78,22 % | 3,29 |
| BRIZUELA, DARÍO  | 76/92  | 24  | 82,61 % | 3,17 |
| CAMPAZZO, FACU   | 69/79  | 22  | 87,34 % | 3,14 |
| DIAGNE, MOUSSA   | 68/89  | 23  | 76,40 % | 2,96 |
| SOKO, OVIE       | 67/92  | 24  | 72,83 % | 2,79 |
| JORDAN, JEROME   | 61/87  | 22  | 70,11 % | 2,77 |
| IVERSON, COLTON  | 66/113 | 24  | 58,41 % | 2,75 |
| GARCIA, MARC     | 51/64  | 19  | 79,69 % | 2,68 |
| LESSORT, MATHIAS | 64/100 | 24  | 64,00 % | 2,67 |
| BURJANADZE, B.   | 58/75  | 22  | 77,33 % | 2,64 |
| HANNAH, CLEVIN   | 42/46  | 16  | 91,30 % | 2,63 |
| SEIBUTIS, R.     | 60/69  | 23  | 86,96 % | 2,61 |
| SHERMADINI, G.   | 62/77  | 24  | 80,52 % | 2,58 |

## << FREE THROWS % >>

|                  | M1/A1 | gam | ave  | %       |
|------------------|-------|-----|------|---------|
| TOOLSON, RYAN    | 51/52 | 24  | 2,13 | 98,08 % |
| ROBERTS, BRIAN   | 54/57 | 24  | 2,25 | 94,74 % |
| VASILEIADIS, K.  | 85/91 | 21  | 4,05 | 93,41 % |
| RABASEDA, XAVI   | 40/43 | 24  | 1,67 | 93,02 % |
| HANNAH, CLEVIN   | 42/46 | 16  | 2,63 | 91,30 % |
| POPOVIC, MARKO   | 42/47 | 18  | 2,33 | 89,36 % |
| CARROLL, JAYCEE  | 41/46 | 20  | 2,05 | 89,13 % |
| FERNÁNDEZ, JAIME | 49/56 | 19  | 2,58 | 87,50 % |
| CAMPAZZO, FACU   | 69/79 | 22  | 3,14 | 87,34 % |
| SEIBUTIS, R.     | 60/69 | 23  | 2,61 | 86,96 % |
| ABROMAITIS, TIM  | 53/61 | 24  | 2,21 | 86,89 % |
| COOK, OMAR       | 37/43 | 24  | 1,54 | 86,05 % |
| DOYLE, MILTON    | 49/57 | 24  | 2,04 | 85,96 % |
| CANCAR, VLATKO   | 42/49 | 24  | 1,75 | 85,71 % |
| SAN EMETERIO, F. | 36/42 | 16  | 2,25 | 85,71 % |

## << STEALS >>

|                  | tot | gam | ave  |
|------------------|-----|-----|------|
| HANGA, ADAM      | 28  | 17  | 1,65 |
| VILDOZA, LUCA    | 35  | 23  | 1,52 |
| COOK, OMAR       | 32  | 24  | 1,33 |
| MCCALEBB, BO     | 29  | 23  | 1,26 |
| HILLIARD, DARRUN | 30  | 24  | 1,25 |
| LUZ, RAFA        | 30  | 24  | 1,25 |
| ALBICY, ANDREW   | 28  | 23  | 1,22 |
| CANER-MEDLEY, N. | 27  | 23  | 1,17 |
| RABASEDA, XAVI   | 28  | 24  | 1,17 |
| ABROMAITIS, TIM  | 28  | 24  | 1,17 |
| PÉREZ, DANIEL    | 27  | 24  | 1,13 |
| LESSORT, MATHIAS | 27  | 24  | 1,13 |
| FERNÁNDEZ, RUDY  | 20  | 18  | 1,11 |
| FERNÁNDEZ, JAIME | 21  | 19  | 1,11 |
| EYENGA, C.       | 23  | 21  | 1,10 |

## << TURNOVERS >>

|                  | tot | gam | ave  |
|------------------|-----|-----|------|
| LAPROVITTOLA, N. | 110 | 24  | 4,58 |
| DUBLJEVIC, BOJAN | 50  | 21  | 2,38 |
| DAWSON, SHAWN    | 41  | 18  | 2,28 |
| CRUZ, FRANCISCO  | 54  | 24  | 2,25 |
| GENTILE, A.      | 42  | 19  | 2,21 |
| PÉREZ, DANIEL    | 52  | 24  | 2,17 |
| DOYLE, MILTON    | 52  | 24  | 2,17 |
| HEURTEL, THOMAS  | 47  | 22  | 2,14 |
| ALBICY, ANDREW   | 49  | 23  | 2,13 |
| LLULL, SERGIO    | 37  | 18  | 2,06 |
| TOOLSON, RYAN    | 49  | 24  | 2,04 |
| PANGOS, KEVIN    | 49  | 24  | 2,04 |
| LALANNE, CADY    | 48  | 24  | 2,00 |
| BRIZUELA, DARÍO  | 47  | 24  | 1,96 |
| HANNAH, CLEVIN   | 31  | 16  | 1,94 |

## << FIELD GOALS >>

|                  | M2/A2   | gam | %       | ave  |
|------------------|---------|-----|---------|------|
| GENTILE, A.      | 110/221 | 19  | 49,77 % | 5,79 |
| IVERSON, COLTON  | 110/169 | 24  | 65,09 % | 4,58 |
| TOMIC, ANTE      | 93/151  | 22  | 61,59 % | 4,23 |
| BRIZUELA, DARÍO  | 100/170 | 24  | 58,82 % | 4,17 |
| LALANNE, CADY    | 100/180 | 24  | 55,56 % | 4,17 |
| HUSKIC, GORAN    | 99/163  | 24  | 60,74 % | 4,13 |
| GERUN, V.        | 94/159  | 23  | 59,12 % | 4,09 |
| NEVELS, GARRETT  | 95/192  | 24  | 49,48 % | 3,96 |
| SHERMADINI, G.   | 91/140  | 24  | 65,00 % | 3,79 |
| RADOVIC, N.      | 91/155  | 24  | 58,71 % | 3,79 |
| DUBLJEVIC, BOJAN | 75/131  | 21  | 57,25 % | 3,57 |
| TODOROVIC, M.    | 85/132  | 24  | 64,39 % | 3,54 |
| POIRIER, VINCENT | 85/136  | 24  | 62,50 % | 3,54 |
| LLOVET, NACHO    | 83/136  | 24  | 61,03 % | 3,46 |
| BRODZIANSKY, V.  | 82/143  | 24  | 57,34 % | 3,42 |

## << FIELD GOALS % >>

|                  | M2/A2   | gam | ave  | %       |
|------------------|---------|-----|------|---------|
| TAVARES, WALTER  | 68/90   | 22  | 3,09 | 75,56 % |
| BALVIN, ONDREJ   | 57/86   | 24  | 2,38 | 66,28 % |
| IVERSON, COLTON  | 110/169 | 24  | 4,58 | 65,09 % |
| SHERMADINI, G.   | 91/140  | 24  | 3,79 | 65,00 % |
| TODOROVIC, M.    | 85/132  | 24  | 3,54 | 64,39 % |
| DIOP, ILIMANE    | 56/87   | 24  | 2,33 | 64,37 % |
| SHIELDS, SHAVON  | 72/113  | 23  | 3,13 | 63,72 % |
| VOIGTMANN, J.    | 57/90   | 23  | 2,48 | 63,33 % |
| SERAPHIN, KEVIN  | 62/99   | 19  | 3,26 | 62,63 % |
| POIRIER, VINCENT | 85/136  | 24  | 3,54 | 62,50 % |
| BOBROV, V.       | 74/120  | 24  | 3,08 | 61,67 % |
| AYÓN, GUSTAVO    | 53/86   | 17  | 3,12 | 61,63 % |
| TOMIC, ANTE      | 93/151  | 22  | 4,23 | 61,59 % |
| LLOVET, NACHO    | 83/136  | 24  | 3,46 | 61,03 % |
| HUSKIC, GORAN    | 99/163  | 24  | 4,13 | 60,74 % |

## << BLOCKS >>

|                  | tot | gam | ave  |
|------------------|-----|-----|------|
| TAVARES, WALTER  | 42  | 22  | 1,91 |
| POIRIER, VINCENT | 34  | 24  | 1,42 |
| BROWN, ALEC      | 31  | 22  | 1,41 |
| LALANNE, CADY    | 29  | 24  | 1,21 |
| TODOROVIC, M.    | 23  | 24  | 0,96 |
| EYENGA, C.       | 19  | 21  | 0,90 |
| ARTEAGA, VÍCTOR  | 16  | 20  | 0,80 |
| JORDAN, JEROME   | 17  | 22  | 0,77 |
| JUSTIZ, JAVIER   | 18  | 24  | 0,75 |
| IVERSON, COLTON  | 16  | 24  | 0,67 |
| KRAVTSOV, V.     | 15  | 23  | 0,65 |
| BALVIN, ONDREJ   | 15  | 24  | 0,63 |
| BRODZIANSKY, V.  | 15  | 24  | 0,63 |
| VÁZQUEZ, FRAN    | 13  | 22  | 0,59 |
| AYÓN, GUSTAVO    | 10  | 17  | 0,59 |

## << RECEIVED BLOCKS >>

|                  | tot | gam | ave  |
|------------------|-----|-----|------|
| REDIVO, LUCIO    | 17  | 22  | 0,77 |
| LAPROVITTOLA, N. | 17  | 24  | 0,71 |
| NEVELS, GARRETT  | 16  | 24  | 0,67 |
| ENNIS, DYLAN     | 16  | 24  | 0,67 |
| MCCALEBB, BO     | 15  | 23  | 0,65 |
| LESSORT, MATHIAS | 15  | 24  | 0,63 |
| GENTILE, A.      | 11  | 19  | 0,58 |
| JORDAN, JEROME   | 12  | 22  | 0,55 |
| SOKO, OVIE       | 13  | 24  | 0,54 |
| EYENGA, C.       | 11  | 21  | 0,52 |
| DUBLJEVIC, BOJAN | 11  | 21  | 0,52 |
| LALANNE, CADY    | 12  | 24  | 0,50 |
| BRODZIANSKY, V.  | 12  | 24  | 0,50 |
| HUSKIC, GORAN    | 12  | 24  | 0,50 |
| BRIZUELA, DARÍO  | 12  | 24  | 0,50 |

## << 3 POINT THROWS MADE >>

|                  | M3/A3  | gam | %       | ave  |
|------------------|--------|-----|---------|------|
| VASILEIADIS, K.  | 70/171 | 21  | 40,94 % | 3,33 |
| MCFADDEN, THAD   | 43/99  | 17  | 43,43 % | 2,53 |
| SIMONS, BENJAMIN | 48/113 | 19  | 42,48 % | 2,53 |
| LLULL, SERGIO    | 43/116 | 18  | 37,07 % | 2,39 |
| LAPROVITTOLA, N. | 57/147 | 24  | 38,78 % | 2,38 |
| CLAVELL, GIAN    | 52/142 | 23  | 36,62 % | 2,26 |
| ERIKSSON, M.     | 42/99  | 19  | 42,42 % | 2,21 |
| TOOLSON, RYAN    | 53/122 | 24  | 43,44 % | 2,21 |
| OKOYE, STAN      | 48/116 | 22  | 41,38 % | 2,18 |
| THOMAS, MATT     | 51/107 | 24  | 47,66 % | 2,13 |
| KURIC, KYLE      | 46/113 | 22  | 40,71 % | 2,09 |
| CVETKOVIC, A.    | 48/117 | 23  | 41,03 % | 2,09 |
| WILTJER, KYLE    | 50/110 | 24  | 45,45 % | 2,08 |
| CORBACHO, A.     | 45/113 | 22  | 39,82 % | 2,05 |
| CRUZ, FRANCISCO  | 49/109 | 24  | 44,95 % | 2,04 |

## << 3 POINT THROWS MADE % >>

|                  | M3/A3  | gam | ave  | %       |
|------------------|--------|-----|------|---------|
| THOMPSON, TREY   | 24/45  | 11  | 2,18 | 53,33 % |
| RUDEZ, DAMJAN    | 37/76  | 24  | 1,54 | 48,68 % |
| DOORNEKAMP, A.   | 31/64  | 24  | 1,29 | 48,44 % |
| THOMAS, MATT     | 51/107 | 24  | 2,13 | 47,66 % |
| RIBAS, PAU       | 28/59  | 19  | 1,47 | 47,46 % |
| RENFROE, ALEX    | 29/62  | 13  | 2,23 | 46,77 % |
| SINGLETON, CHRIS | 34/73  | 21  | 1,62 | 46,58 % |
| WILTJER, KYLE    | 50/110 | 24  | 2,08 | 45,45 % |
| WHITTINGTON, S.  | 29/64  | 24  | 1,21 | 45,31 % |
| CRUZ, FRANCISCO  | 49/109 | 24  | 2,04 | 44,95 % |
| OBST, ANDREAS    | 34/76  | 21  | 1,62 | 44,74 % |
| PANGOS, KEVIN    | 32/72  | 24  | 1,33 | 44,44 % |
| FRAZIER, BRANDEN | 38/86  | 24  | 1,58 | 44,19 % |
| RANDOLPH, A.     | 26/59  | 17  | 1,53 | 44,07 % |
| TOOLSON, RYAN    | 53/122 | 24  | 2,21 | 43,44 % |

## << PERSONAL AND TECHNICAL FOULS >>

|                  | tot | gam | ave  |
|------------------|-----|-----|------|
| DAWSON, SHAWN    | 61  | 18  | 3,39 |
| KLOOF, CHARLON   | 79  | 24  | 3,29 |
| ROJAS, SADIEL    | 78  | 24  | 3,25 |
| PASECNIKS, A.    | 63  | 20  | 3,15 |
| TODOROVIC, M.    | 74  | 24  | 3,08 |
| RADOVIC, N.      | 74  | 24  | 3,08 |
| POIRIER, VINCENT | 73  | 24  | 3,04 |
| GUTIÉRREZ, JORGE | 50  | 17  | 2,94 |
| IVERSON, COLTON  | 70  | 24  | 2,92 |
| BOBROV, V.       | 70  | 24  | 2,92 |
| CLAVELL, GIAN    | 66  | 23  | 2,87 |
| STRAWBERRY, DJ   | 68  | 24  | 2,83 |
| SOKO, OVIE       | 68  | 24  | 2,83 |
| JUSTIZ, JAVIER   | 68  | 24  | 2,83 |
| DIAGNE, MOUSSA   | 65  | 23  | 2,83 |

## << RECEIVED FOULS >>

|                  | tot | gam | ave  |
|------------------|-----|-----|------|
| LAPROVITTOLA, N. | 131 | 24  | 5,46 |
| FERNÁNDEZ, JAIME | 84  | 19  | 4,42 |
| DIAGNE, MOUSSA   | 97  | 23  | 4,22 |
| BRIZUELA, DARÍO  | 100 | 24  | 4,17 |
| CAMPAZZO, FACU   | 89  | 22  | 4,05 |
| IVERSON, COLTON  | 97  | 24  | 4,04 |
| DUBLJEVIC, BOJAN | 84  | 21  | 4,00 |
| LESSORT, MATHIAS | 94  | 24  | 3,92 |
| BRODZIANSKY, V.  | 89  | 24  | 3,71 |
| GERUN, V.        | 85  | 23  | 3,70 |
| LLOVET, NACHO    | 86  | 24  | 3,58 |
| JORDAN, JEROME   | 78  | 22  | 3,55 |
| ENNIS, DYLAN     | 85  | 24  | 3,54 |
| TODOROVIC, M.    | 85  | 24  | 3,54 |
| POPOVIC, MARKO   | 62  | 18  | 3,44 |



# ACB STATS SERVICE

## << FREE THROWS % >>

|                         | mad | att | %      |
|-------------------------|-----|-----|--------|
| MONBUS OBRADOIRO        | 338 | 418 | 80,86% |
| UNICAJA                 | 370 | 463 | 79,91% |
| REAL MADRID             | 390 | 491 | 79,43% |
| VALENCIA BASKET CLUB    | 295 | 373 | 79,09% |
| DIVINA SEGUROS JOVENTUT | 324 | 418 | 77,51% |
| HERBALIFE GRAN CANARIA  | 332 | 445 | 74,61% |
| BAXI MANRESA            | 349 | 468 | 74,57% |
| MONTAKIT FUENLABRADA    | 368 | 494 | 74,49% |
| BARÇA LASSA             | 355 | 478 | 74,27% |
| TECNYCONTA ZARAGOZA     | 325 | 440 | 73,86% |
| MOVISTAR ESTUDIANTES    | 350 | 474 | 73,84% |
| MORABANC ANDORRA        | 391 | 531 | 73,63% |
| SAN PABLO BURGOS        | 368 | 505 | 72,87% |
| KIROLBET BASKONIA       | 319 | 438 | 72,83% |
| IBEROSTAR TENERIFE      | 309 | 425 | 72,71% |
| CAFÉS CANDELAS BREGOÁN  | 318 | 443 | 71,78% |
| DELTECO GBC             | 307 | 432 | 71,06% |
| UCAM MURCIA CB          | 308 | 451 | 68,29% |

## << DEFENSIVE REBOUNDS >>

|                         | tot | gam | ave   |
|-------------------------|-----|-----|-------|
| REAL MADRID             | 652 | 24  | 27,17 |
| KIROLBET BASKONIA       | 638 | 24  | 26,58 |
| BARÇA LASSA             | 634 | 24  | 26,42 |
| TECNYCONTA ZARAGOZA     | 614 | 24  | 25,58 |
| CAFÉS CANDELAS BREGOÁN  | 597 | 24  | 24,88 |
| MOVISTAR ESTUDIANTES    | 590 | 24  | 24,58 |
| DIVINA SEGUROS JOVENTUT | 583 | 24  | 24,29 |
| SAN PABLO BURGOS        | 575 | 24  | 23,96 |
| VALENCIA BASKET CLUB    | 572 | 24  | 23,83 |
| BAXI MANRESA            | 570 | 24  | 23,75 |
| MONBUS OBRADOIRO        | 568 | 24  | 23,67 |
| DELTECO GBC             | 557 | 24  | 23,21 |
| UNICAJA                 | 557 | 24  | 23,21 |
| UCAM MURCIA CB          | 554 | 24  | 23,08 |
| MORABANC ANDORRA        | 549 | 24  | 22,88 |
| IBEROSTAR TENERIFE      | 544 | 24  | 22,67 |
| HERBALIFE GRAN CANARIA  | 539 | 24  | 22,46 |
| MONTAKIT FUENLABRADA    | 518 | 24  | 21,58 |

## << STEALS >>

|                         | tot | gam | ave  |
|-------------------------|-----|-----|------|
| KIROLBET BASKONIA       | 203 | 24  | 8,46 |
| HERBALIFE GRAN CANARIA  | 174 | 24  | 7,25 |
| BARÇA LASSA             | 173 | 24  | 7,21 |
| TECNYCONTA ZARAGOZA     | 172 | 24  | 7,17 |
| MORABANC ANDORRA        | 171 | 24  | 7,13 |
| DELTECO GBC             | 162 | 24  | 6,75 |
| IBEROSTAR TENERIFE      | 161 | 24  | 6,71 |
| BAXI MANRESA            | 160 | 24  | 6,67 |
| MOVISTAR ESTUDIANTES    | 156 | 24  | 6,50 |
| MONTAKIT FUENLABRADA    | 154 | 24  | 6,42 |
| UCAM MURCIA CB          | 154 | 24  | 6,42 |
| UNICAJA                 | 153 | 24  | 6,38 |
| DIVINA SEGUROS JOVENTUT | 152 | 24  | 6,33 |
| REAL MADRID             | 148 | 24  | 6,17 |
| SAN PABLO BURGOS        | 145 | 24  | 6,04 |
| CAFÉS CANDELAS BREGOÁN  | 130 | 24  | 5,42 |
| VALENCIA BASKET CLUB    | 129 | 24  | 5,38 |
| MONBUS OBRADOIRO        | 118 | 24  | 4,92 |

## << TURNOVERS >>

|                         | tot | gam | ave   |
|-------------------------|-----|-----|-------|
| MOVISTAR ESTUDIANTES    | 276 | 24  | 11,50 |
| MORABANC ANDORRA        | 284 | 24  | 11,83 |
| BAXI MANRESA            | 287 | 24  | 11,96 |
| BARÇA LASSA             | 287 | 24  | 11,96 |
| KIROLBET BASKONIA       | 288 | 24  | 12,00 |
| IBEROSTAR TENERIFE      | 289 | 24  | 12,04 |
| VALENCIA BASKET CLUB    | 291 | 24  | 12,13 |
| TECNYCONTA ZARAGOZA     | 296 | 24  | 12,33 |
| REAL MADRID             | 296 | 24  | 12,33 |
| HERBALIFE GRAN CANARIA  | 299 | 24  | 12,46 |
| MONTAKIT FUENLABRADA    | 299 | 24  | 12,46 |
| UNICAJA                 | 299 | 24  | 12,46 |
| MONBUS OBRADOIRO        | 301 | 24  | 12,54 |
| SAN PABLO BURGOS        | 302 | 24  | 12,58 |
| CAFÉS CANDELAS BREGOÁN  | 322 | 24  | 13,42 |
| UCAM MURCIA CB          | 324 | 24  | 13,50 |
| DELTECO GBC             | 336 | 24  | 14,00 |
| DIVINA SEGUROS JOVENTUT | 348 | 24  | 14,50 |

## << FIELD GOALS % >>

|                         | mad | att  | %      |
|-------------------------|-----|------|--------|
| KIROLBET BASKONIA       | 546 | 925  | 59,03% |
| REAL MADRID             | 490 | 861  | 56,91% |
| IBEROSTAR TENERIFE      | 412 | 724  | 56,91% |
| UNICAJA                 | 462 | 812  | 56,90% |
| VALENCIA BASKET CLUB    | 444 | 788  | 56,35% |
| BARÇA LASSA             | 518 | 929  | 55,76% |
| SAN PABLO BURGOS        | 495 | 894  | 55,37% |
| DIVINA SEGUROS JOVENTUT | 470 | 862  | 54,52% |
| MONBUS OBRADOIRO        | 391 | 736  | 53,13% |
| BAXI MANRESA            | 457 | 872  | 52,41% |
| MONTAKIT FUENLABRADA    | 463 | 884  | 52,38% |
| HERBALIFE GRAN CANARIA  | 477 | 912  | 52,30% |
| MOVISTAR ESTUDIANTES    | 505 | 966  | 52,28% |
| MORABANC ANDORRA        | 466 | 907  | 51,38% |
| TECNYCONTA ZARAGOZA     | 545 | 1064 | 51,22% |
| DELTECO GBC             | 461 | 901  | 51,17% |
| UCAM MURCIA CB          | 444 | 908  | 48,90% |
| CAFÉS CANDELAS BREGOÁN  | 448 | 940  | 47,66% |

## << OFFENSIVE REBOUNDS >>

|                         | tot | gam | ave   |
|-------------------------|-----|-----|-------|
| CAFÉS CANDELAS BREGOÁN  | 288 | 24  | 12,00 |
| MORABANC ANDORRA        | 280 | 24  | 11,67 |
| HERBALIFE GRAN CANARIA  | 280 | 24  | 11,67 |
| UCAM MURCIA CB          | 267 | 24  | 11,13 |
| BARÇA LASSA             | 258 | 24  | 10,75 |
| TECNYCONTA ZARAGOZA     | 255 | 24  | 10,63 |
| MOVISTAR ESTUDIANTES    | 250 | 24  | 10,42 |
| REAL MADRID             | 245 | 24  | 10,21 |
| VALENCIA BASKET CLUB    | 238 | 24  | 9,92  |
| SAN PABLO BURGOS        | 236 | 24  | 9,83  |
| DIVINA SEGUROS JOVENTUT | 234 | 24  | 9,75  |
| DELTECO GBC             | 234 | 24  | 9,75  |
| BAXI MANRESA            | 233 | 24  | 9,71  |
| MONTAKIT FUENLABRADA    | 232 | 24  | 9,67  |
| UNICAJA                 | 232 | 24  | 9,67  |
| IBEROSTAR TENERIFE      | 220 | 24  | 9,17  |
| KIROLBET BASKONIA       | 205 | 24  | 8,54  |
| MONBUS OBRADOIRO        | 187 | 24  | 7,79  |

## << BLOCKS >>

|                         | tot | gam | ave  |
|-------------------------|-----|-----|------|
| REAL MADRID             | 86  | 24  | 3,58 |
| CAFÉS CANDELAS BREGOÁN  | 74  | 24  | 3,08 |
| KIROLBET BASKONIA       | 73  | 24  | 3,04 |
| BAXI MANRESA            | 73  | 24  | 3,04 |
| DIVINA SEGUROS JOVENTUT | 72  | 24  | 3,00 |
| TECNYCONTA ZARAGOZA     | 70  | 24  | 2,92 |
| MONTAKIT FUENLABRADA    | 67  | 24  | 2,79 |
| MOVISTAR ESTUDIANTES    | 57  | 24  | 2,38 |
| UCAM MURCIA CB          | 56  | 24  | 2,33 |
| HERBALIFE GRAN CANARIA  | 55  | 24  | 2,29 |
| MONBUS OBRADOIRO        | 54  | 24  | 2,25 |
| BARÇA LASSA             | 52  | 24  | 2,17 |
| MORABANC ANDORRA        | 50  | 24  | 2,08 |
| SAN PABLO BURGOS        | 46  | 24  | 1,92 |
| IBEROSTAR TENERIFE      | 44  | 24  | 1,83 |
| DELTECO GBC             | 40  | 24  | 1,67 |
| VALENCIA BASKET CLUB    | 36  | 24  | 1,50 |
| UNICAJA                 | 31  | 24  | 1,29 |

## << RECEIVED BLOCKS >>

|                         | tot | gam | ave  |
|-------------------------|-----|-----|------|
| BARÇA LASSA             | 37  | 24  | 1,54 |
| KIROLBET BASKONIA       | 45  | 24  | 1,88 |
| SAN PABLO BURGOS        | 50  | 24  | 2,08 |
| UNICAJA                 | 51  | 24  | 2,13 |
| UCAM MURCIA CB          | 52  | 24  | 2,17 |
| HERBALIFE GRAN CANARIA  | 52  | 24  | 2,17 |
| BAXI MANRESA            | 54  | 24  | 2,25 |
| MONTAKIT FUENLABRADA    | 54  | 24  | 2,25 |
| REAL MADRID             | 54  | 24  | 2,25 |
| MONBUS OBRADOIRO        | 54  | 24  | 2,25 |
| IBEROSTAR TENERIFE      | 55  | 24  | 2,29 |
| VALENCIA BASKET CLUB    | 59  | 24  | 2,46 |
| MOVISTAR ESTUDIANTES    | 60  | 24  | 2,50 |
| DELTECO GBC             | 62  | 24  | 2,58 |
| MORABANC ANDORRA        | 66  | 24  | 2,75 |
| DIVINA SEGUROS JOVENTUT | 76  | 24  | 3,17 |
| TECNYCONTA ZARAGOZA     | 76  | 24  | 3,17 |
| CAFÉS CANDELAS BREGOÁN  | 77  | 24  | 3,21 |

## << 3 POINT THROWS MADE % >>

|                         | mad | att | %      |
|-------------------------|-----|-----|--------|
| BARÇA LASSA             | 232 | 573 | 40,49% |
| DIVINA SEGUROS JOVENTUT | 224 | 590 | 37,97% |
| UNICAJA                 | 253 | 667 | 37,93% |
| REAL MADRID             | 248 | 665 | 37,29% |
| VALENCIA BASKET CLUB    | 250 | 675 | 37,04% |
| IBEROSTAR TENERIFE      | 268 | 728 | 36,81% |
| MONBUS OBRADOIRO        | 246 | 670 | 36,72% |
| UCAM MURCIA CB          | 219 | 603 | 36,32% |
| KIROLBET BASKONIA       | 211 | 583 | 36,19% |
| SAN PABLO BURGOS        | 201 | 564 | 35,64% |
| BAXI MANRESA            | 229 | 647 | 35,39% |
| TECNYCONTA ZARAGOZA     | 187 | 533 | 35,08% |
| MOVISTAR ESTUDIANTES    | 208 | 597 | 34,84% |
| MORABANC ANDORRA        | 224 | 655 | 34,20% |
| MONTAKIT FUENLABRADA    | 209 | 623 | 33,55% |
| HERBALIFE GRAN CANARIA  | 223 | 667 | 33,43% |
| CAFÉS CANDELAS BREGOÁN  | 203 | 618 | 32,85% |
| DELTECO GBC             | 183 | 568 | 32,22% |

## << TOTAL REBOUNDS >>

|                      | tot | def | off | gam | ave   |
|----------------------|-----|-----|-----|-----|-------|
| REAL MADRID          | 897 | 652 | 245 | 24  | 37,38 |
| BARÇA LASSA          | 892 | 634 | 258 | 24  | 37,17 |
| CAFÉS CANDELAS BRE.  | 885 | 597 | 288 | 24  | 36,88 |
| TECNYCONTA ZARAG.    | 869 | 614 | 255 | 24  | 36,21 |
| KIROLBET BASKONIA    | 843 | 638 | 205 | 24  | 35,13 |
| MOVISTAR ESTUDIANTES | 840 | 590 | 250 | 24  | 35,00 |
| MORABANC ANDORRA     | 829 | 549 | 280 | 24  | 34,54 |
| UCAM MURCIA CB       | 821 | 554 | 267 | 24  | 34,21 |
| HERBALIFE G. CANARIA | 819 | 539 | 280 | 24  | 34,13 |
| DIVINA SEGUROS JOV.  | 817 | 583 | 234 | 24  | 34,04 |
| SAN PABLO BURGOS     | 811 | 575 | 236 | 24  | 33,79 |
| VALENCIA BASKET CLUB | 810 | 572 | 238 | 24  | 33,75 |
| BAXI MANRESA         | 803 | 570 | 233 | 24  | 33,46 |
| DELTECO GBC          | 791 | 557 | 234 | 24  | 32,96 |
| UNICAJA              | 789 | 557 | 232 | 24  | 32,88 |
| IBEROSTAR TENERIFE   | 764 | 544 | 220 | 24  | 31,83 |
| MONBUS OBRADOIRO     | 755 | 568 | 187 | 24  | 31,46 |
| MONTAKIT FUENLAB.    | 750 | 518 | 232 | 24  | 31,25 |

## << PERSONAL AND TECHNICAL FOULS >>

|                         | tot | gam | ave   |
|-------------------------|-----|-----|-------|
| UNICAJA                 | 433 | 24  | 18,04 |
| REAL MADRID             | 440 | 24  | 18,33 |
| VALENCIA BASKET CLUB    | 445 | 24  | 18,54 |
| KIROLBET BASKONIA       | 469 | 24  | 19,54 |
| BARÇA LASSA             | 483 | 24  | 20,13 |
| SAN PABLO BURGOS        | 488 | 24  | 20,33 |
| MONBUS OBRADOIRO        | 498 | 24  | 20,75 |
| MOVISTAR ESTUDIANTES    | 501 | 24  | 20,88 |
| IBEROSTAR TENERIFE      | 506 | 24  | 21,08 |
| DIVINA SEGUROS JOVENTUT | 511 | 24  | 21,29 |
| BAXI MANRESA            | 515 | 24  | 21,46 |
| TECNYCONTA ZARAGOZA     | 518 | 24  | 21,58 |
| DELTECO GBC             | 521 | 24  | 21,71 |
| CAFÉS CANDELAS BREGOÁN  | 522 | 24  | 21,75 |
| MORABANC ANDORRA        | 528 | 24  | 22,00 |
| HERBALIFE GRAN CANARIA  | 538 | 24  | 22,42 |
| MONTAKIT FUENLABRADA    | 541 | 24  | 22,54 |
| UCAM MURCIA CB          | 573 | 24  | 23,88 |

## << RECEIVED FOULS >>

|                         | tot | gam | ave   |
|-------------------------|-----|-----|-------|
| UNICAJA                 | 530 | 24  | 22,08 |
| REAL MADRID             | 525 | 24  | 21,88 |
| MORABANC ANDORRA        | 524 | 24  | 21,83 |
| MONTAKIT FUENLABRADA    | 520 | 24  | 21,67 |
| HERBALIFE GRAN CANARIA  | 517 | 24  | 21,54 |
| CAFÉS CANDELAS BREGOÁN  | 514 | 24  | 21,42 |
| BARÇA LASSA             | 498 | 24  | 20,75 |
| BAXI MANRESA            | 497 | 24  | 20,71 |
| UCAM MURCIA CB          | 493 | 24  | 20,54 |
| SAN PABLO BURGOS        | 492 | 24  | 20,50 |
| MONBUS OBRADOIRO        | 489 | 24  | 20,38 |
| MOVISTAR ESTUDIANTES    | 484 | 24  | 20,17 |
| VALENCIA BASKET CLUB    | 482 | 24  | 20,08 |
| DELTECO GBC             | 482 | 24  | 20,08 |
| TECNYCONTA ZARAGOZA     | 473 | 24  | 19,71 |
| DIVINA SEGUROS JOVENTUT | 469 | 24  | 19,54 |
| IBEROSTAR TENERIFE      | 467 | 24  | 19,46 |
| KIROLBET BASKONIA       | 462 | 24  | 19,25 |



# ACB STATS SERVICE

## BARÇA LASSA

Accumulated Stats until Round 24

### TOTALS

|                 | Gam Pla | Min Pla | Points |      |     | Shot |     |     | Throws |     |     | Field Goals |     |     | Free Throws |     |     | Rebound |     |     | Blocks |     |      | PF  |     |     | +/-  | PE |
|-----------------|---------|---------|--------|------|-----|------|-----|-----|--------|-----|-----|-------------|-----|-----|-------------|-----|-----|---------|-----|-----|--------|-----|------|-----|-----|-----|------|----|
|                 |         |         | 5i     | Tot  | Max | Mad  | Att | %   | Mad    | Att | %   | Mad         | Att | %   | Off         | Def | Tot | Ast     | Stl | Tov | Mad    | Rec | Dunk | Mad | Rec |     |      |    |
| Kyle Kuric      | 22      | 498     | 8      | 230  | 16  | 46   | 113 | 41% | 32     | 62  | 52% | 28          | 31  | 90% | 17          | 38  | 55  | 18      | 13  | 12  | 2      | 3   | 3    | 40  | 30  | 170 | 193  |    |
| Chris Singleton | 21      | 491     | 16     | 192  | 20  | 34   | 73  | 47% | 25     | 66  | 38% | 40          | 48  | 83% | 17          | 68  | 85  | 17      | 22  | 18  | 12     | 4   | 7    | 42  | 45  | 131 | 221  |    |
| Kevin Pangos    | 24      | 488     | 15     | 220  | 32  | 32   | 72  | 44% | 40     | 88  | 45% | 44          | 54  | 81% | 9           | 33  | 42  | 71      | 14  | 49  | 0      | 6   | 0    | 58  | 74  | 150 | 210  |    |
| Thomas Heurte!l | 22      | 470     | 9      | 226  | 17  | 19   | 53  | 36% | 69     | 116 | 59% | 31          | 40  | 78% | 5           | 44  | 49  | 120     | 19  | 47  | 0      | 7   | 0    | 42  | 43  | 113 | 271  |    |
| Victor Claver   | 23      | 449     | 17     | 124  | 14  | 18   | 52  | 35% | 24     | 47  | 51% | 22          | 27  | 81% | 16          | 63  | 79  | 23      | 19  | 19  | 8      | 2   | 4    | 45  | 34  | 135 | 159  |    |
| Ante Tomi!c     | 22      | 449     | 18     | 219  | 23  | 0    | 0   |     | 93     | 151 | 62% | 33          | 61  | 54% | 40          | 88  | 128 | 43      | 14  | 36  | 3      | 4   | 11   | 40  | 72  | 151 | 313  |    |
| Pierre Oriola   | 23      | 426     | 7      | 169  | 13  | 14   | 40  | 35% | 46     | 78  | 59% | 35          | 56  | 63% | 40          | 52  | 92  | 14      | 11  | 11  | 7      | 3   | 5    | 41  | 52  | 140 | 211  |    |
| Pau Ribas       | 19      | 335     | 6      | 135  | 20  | 28   | 59  | 47% | 17     | 39  | 44% | 17          | 20  | 85% | 7           | 31  | 38  | 51      | 10  | 16  | 0      | 0   | 0    | 20  | 20  | 101 | 162  |    |
| Jaka Blazic     | 19      | 287     | 9      | 124  | 18  | 15   | 39  | 38% | 29     | 50  | 58% | 21          | 25  | 84% | 16          | 34  | 50  | 14      | 11  | 15  | 1      | 2   | 4    | 32  | 23  | 70  | 125  |    |
| Kevin Seraphin  | 19      | 287     | 3      | 155  | 20  | 0    | 0   |     | 62     | 99  | 63% | 31          | 40  | 78% | 32          | 55  | 87  | 19      | 6   | 28  | 7      | 2   | 9    | 41  | 32  | 80  | 189  |    |
| Rolands Smits   | 14      | 179     | 1      | 68   | 12  | 9    | 25  | 36% | 16     | 31  | 52% | 9           | 14  | 64% | 13          | 25  | 38  | 7       | 2   | 10  | 5      | 0   | 5    | 27  | 15  | 15  | 62   |    |
| Artem Pustovyi  | 10      | 103     | 3      | 65   | 15  | 0    | 0   |     | 25     | 37  | 68% | 15          | 20  | 75% | 10          | 13  | 23  | 2       | 4   | 4   | 4      | 3   | 14   | 18  | 15  | 33  | 71   |    |
| B Adam Hanga    | 17      | 362     | 8      | 160  | 24  | 17   | 47  | 36% | 40     | 65  | 62% | 29          | 42  | 69% | 17          | 45  | 62  | 26      | 28  | 16  | 3      | 1   | 9    | 36  | 43  | 61  | 201  |    |
| Team            | 24      |         |        | 0    |     | 0    | 0   |     | 0      | 0   |     | 0           | 0   |     | 19          | 45  | 64  | 0       | 0   | 6   | 0      | 0   | 1    | 0   | 1   | 0   | 57   |    |
| Totals          |         | 4825    |        | 2087 | 0   | 232  | 573 | 40% | 518    | 929 | 56% | 355         | 478 | 74% | 258         | 634 | 892 | 425     | 173 | 287 | 52     | 37  | 71   | 483 | 498 | 270 | 2445 |    |

### AVERAGES

|                 | Gam Pla | Min Pla | Points |      |     | Shot |      |     | Throws |      |     | Field Goals |      |     | Free Throws |      |      | Rebound |     |     | Blocks |     |      | PF   |      |      | +/-  | PE |
|-----------------|---------|---------|--------|------|-----|------|------|-----|--------|------|-----|-------------|------|-----|-------------|------|------|---------|-----|-----|--------|-----|------|------|------|------|------|----|
|                 |         |         | 5i     | Tot  | Max | Mad  | Att  | %   | Mad    | Att  | %   | Mad         | Att  | %   | Off         | Def  | Tot  | Ast     | Stl | Tov | Mad    | Rec | Dunk | Mad  | Rec  |      |      |    |
| Kyle Kuric      | 22      | 23      | 8      | 10.5 | 16  | 2.1  | 5.1  | 41% | 1.5    | 2.8  | 52% | 1.3         | 1.4  | 90% | 0.8         | 1.7  | 2.5  | 0.8     | 0.6 | 0.5 | 0.1    | 0.1 | 0.1  | 1.8  | 1.4  | 7.7  | 8.8  |    |
| Chris Singleton | 21      | 23      | 16     | 9.1  | 20  | 1.6  | 3.5  | 47% | 1.2    | 3.1  | 38% | 1.9         | 2.3  | 83% | 0.8         | 3.2  | 4    | 0.8     | 1   | 0.9 | 0.6    | 0.2 | 0.3  | 2    | 2.1  | 6.2  | 10.5 |    |
| Kevin Pangos    | 24      | 20      | 15     | 9.2  | 32  | 1.3  | 3    | 44% | 1.7    | 3.7  | 45% | 1.8         | 2.3  | 81% | 0.4         | 1.4  | 1.8  | 3       | 0.6 | 2   | 0      | 0.3 | 0    | 2.4  | 3.1  | 6.3  | 8.8  |    |
| Thomas Heurte!l | 22      | 21      | 9      | 10.3 | 17  | 0.9  | 2.4  | 36% | 3.1    | 5.3  | 59% | 1.4         | 1.8  | 78% | 0.2         | 2.2  | 2.2  | 5.5     | 0.9 | 2.1 | 0      | 0.3 | 0    | 1.9  | 2    | 5.1  | 12.3 |    |
| Victor Claver   | 23      | 20      | 17     | 5.4  | 14  | 0.8  | 2.3  | 35% | 1      | 2    | 51% | 1           | 1.2  | 81% | 0.7         | 2.7  | 3.4  | 1       | 0.8 | 0.8 | 0.3    | 0.1 | 0.2  | 2    | 1.5  | 5.9  | 6.9  |    |
| Ante Tomi!c     | 22      | 20      | 18     | 10   | 23  | 0    | 0    |     | 4.2    | 6.9  | 62% | 1.5         | 2.8  | 54% | 1.8         | 4    | 5.8  | 2       | 0.6 | 1.6 | 0.1    | 0.2 | 0.5  | 1.8  | 3.3  | 6.9  | 14.2 |    |
| Pierre Oriola   | 23      | 19      | 7      | 7.3  | 13  | 0.6  | 1.7  | 35% | 2      | 3.4  | 59% | 1.5         | 2.4  | 63% | 1.7         | 2.3  | 4    | 0.6     | 0.5 | 0.5 | 0.3    | 0.1 | 0.2  | 1.8  | 2.3  | 6.1  | 9.2  |    |
| Pau Ribas       | 19      | 18      | 6      | 7.1  | 20  | 1.5  | 3.1  | 47% | 0.9    | 2.1  | 44% | 0.9         | 1.1  | 85% | 0.4         | 1.6  | 2    | 2.7     | 0.5 | 0.8 | 0      | 0   | 0    | 1.1  | 1.1  | 5.3  | 8.5  |    |
| Jaka Blazic     | 19      | 15      | 9      | 6.5  | 18  | 0.8  | 2.1  | 38% | 1.5    | 2.6  | 58% | 1.1         | 1.3  | 84% | 0.8         | 1.8  | 2.6  | 0.7     | 0.6 | 0.8 | 0.1    | 0.1 | 0.2  | 1.7  | 1.2  | 3.7  | 6.6  |    |
| Kevin Seraphin  | 19      | 15      | 3      | 8.2  | 20  | 0    | 0    |     | 3.3    | 5.2  | 63% | 1.6         | 2.1  | 78% | 1.7         | 2.9  | 4.6  | 1       | 0.3 | 1.5 | 0.4    | 0.1 | 0.5  | 2.2  | 1.7  | 4.2  | 9.9  |    |
| Rolands Smits   | 14      | 13      | 1      | 4.9  | 12  | 0.6  | 1.8  | 36% | 1.1    | 2.2  | 52% | 0.6         | 1    | 64% | 0.9         | 1.8  | 2.7  | 0.5     | 0.1 | 0.7 | 0.4    | 0   | 0.4  | 1.9  | 1.1  | 1.1  | 4.4  |    |
| Artem Pustovyi  | 10      | 10      | 3      | 6.5  | 15  | 0    | 0    |     | 2.5    | 3.7  | 68% | 1.5         | 2    | 75% | 1           | 1.3  | 2.3  | 0.2     | 0.4 | 0.4 | 0.4    | 0.3 | 1.4  | 1.8  | 1.5  | 3.3  | 7.1  |    |
| B Adam Hanga    | 17      | 21      | 8      | 9.4  | 24  | 1    | 2.8  | 36% | 2.4    | 3.8  | 62% | 1.7         | 2.5  | 69% | 1           | 2.6  | 3.6  | 1.5     | 1.6 | 0.9 | 0.2    | 0.1 | 0.5  | 2.1  | 2.5  | 3.6  | 11.8 |    |
| Team            | 24      |         |        |      |     |      |      |     |        |      |     |             |      |     | 0.8         | 1.9  | 2.7  |         |     | 0.3 |        |     |      |      |      |      | 2.4  |    |
| Totals          |         | 201     |        | 87   | 0   | 9.7  | 23.9 | 40% | 21.6   | 38.7 | 56% | 14.8        | 19.9 | 74% | 10.8        | 26.4 | 37.2 | 17.7    | 7.2 | 12  | 2.2    | 1.5 | 3    | 20.1 | 20.8 | 11.1 | 31.0 |    |

## BAXI MANRESA

Accumulated Stats until Round 24

### TOTALS

|                 | Gam Pla | Min Pla | Points |     |     | Shot |     |     | Throws |     |      | Field Goals |     |      | Free Throws |     |     | Rebound |     |     | Blocks |     |      | PF  |     |     | +/- | PE |
|-----------------|---------|---------|--------|-----|-----|------|-----|-----|--------|-----|------|-------------|-----|------|-------------|-----|-----|---------|-----|-----|--------|-----|------|-----|-----|-----|-----|----|
|                 |         |         | 5i     | Tot | Max | Mad  | Att | %   | Mad    | Att | %    | Mad         | Att | %    | Off         | Def | Tot | Ast     | Stl | Tov | Mad    | Rec | Dunk | Mad | Rec |     |     |    |
| Ryan Toolson    | 24      | 680     | 23     | 344 | 30  | 53   | 122 | 43% | 67     | 126 | 53%  | 51          | 52  | 98%  | 9           | 41  | 50  | 57      | 17  | 49  | 6      | 7   | 3    | 46  | 61  | -22 | 304 |    |
| G. Lundberg     | 24      | 517     | 8      | 209 | 22  | 23   | 61  | 38% | 54     | 114 | 47%  | 32          | 53  | 60%  | 20          | 48  | 68  | 53      | 22  | 30  | 4      | 7   | 9    | 67  | 71  | 54  | 204 |    |
| Pere Tomàs      | 23      | 516     | 22     | 149 | 13  | 21   | 65  | 32% | 25     | 43  | 58%  | 36          | 48  | 75%  | 19          | 64  | 83  | 19      | 17  | 12  | 0      | 5   | 2    | 41  | 44  | 37  | 180 |    |
| Cady Lalanne    | 24      | 506     | 19     | 258 | 22  | 3    | 14  | 21% | 100    | 180 | 56%  | 49          | 75  | 65%  | 52          | 90  | 142 | 14      | 6   | 48  | 29     | 12  | 24   | 67  | 63  | 49  | 268 |    |
| Alvaro Muñoz    | 24      | 406     | 1      | 131 | 13  | 18   | 75  | 24% | 27     | 41  | 59%  | 29          | 35  | 83%  | 12          | 49  | 61  | 13      | 12  | 14  | 2      | 3   | 1    | 36  | 27  | -39 | 113 |    |
| Jordan Sakho    | 15      | 248     | 4      | 93  | 18  | 0    | 0   |     | 34     | 61  | 61%  | 19          | 28  | 68%  | 20          | 28  | 48  | 3       | 8   | 12  | 7      | 4   | 5    | 32  | 35  | -33 | 113 |    |
| Corey Fisher    | 9       | 234     | 6      | 115 | 21  | 13   | 33  | 39% | 22     | 43  | 51%  | 32          | 35  | 91%  | 3           | 23  | 26  | 40      | 11  | 19  | 0      | 3   | 0    | 18  | 34  | 0   | 142 |    |
| Tomislav Zubcic | 9       | 211     | 7      | 78  | 14  | 12   | 46  | 26% | 12     | 25  | 48%  | 18          | 24  | 75%  | 10          | 20  | 30  | 14      | 12  | 7   | 2      | 1   | 1    | 28  | 30  | -3  | 77  |    |
| J. Gintvainis   | 17      | 168     | 0      | 50  | 11  | 8    | 25  | 32% | 9      | 25  | 36%  | 8           | 11  | 73%  | 6           | 13  | 19  | 16      | 2   | 13  | 1      | 0   | 0    | 33  | 15  | -3  | 21  |    |
| Erik Murphy     | 6       | 130     | 1      | 60  | 20  | 14   | 31  | 45% | 8      | 14  | 57%  | 2           | 2   | 100% | 2           | 20  | 22  | 5       | 2   | 5   | 5      | 2   | 0    | 18  | 4   | -16 | 50  |    |
| Yankuba Sima    | 11      | 108     | 0      | 38  | 8   | 0    | 0   |     | 16     | 34  | 47%  | 6           | 14  | 43%  | 17          | 11  | 28  | 3       | 6   | 7   | 4      | 2   | 6    | 17  | 9   | -32 | 36  |    |
| Guillem Jou     | 17      | 76      | 0      | 17  | 6   | 2    | 7   | 29% | 2      | 6   | 33%  | 7           | 9   | 78%  | 3           | 5   | 8   | 1       | 9   | 3   | 0      | 0   | 0    | 10  | 6   | -16 | 17  |    |
| Paco Del Aguila | 2       | 23      | 0      | 7   | 6   | 1    | 2   | 50% | 1      | 1   | 100% | 2           | 4   | 50%  | 1           | 0   | 1   | 2       | 1   | 0   | 0      | 0   | 0    | 4   | 3   | 15  | 7   |    |
| David Orrit     | 1       | 12      | 0      | 8   | 8   | 0    | 1   | 0%  | 3      | 3   | 100% | 2           | 3   | 67%  | 0           | 0   | 0   | 0       | 1   | 0   | 0      | 0   | 0    | 1   | 3   | -3  | 9   |    |
| Pau Treviño     | 1       | 0       | 0      | 0   | 0   | 0    | 0   |     | 0      | 0   |      | 0           | 0   |      | 0           | 0   | 0   | 1       | 0   | 0   | 0      | 0   | 0    | 0   | 0   | 4   | 1   |    |
| David Efabé     | 1       | 0       | 0      | 0   | 0   | 0    | 0   |     | 0      | 0   |      | 0           | 0   |      | 0           | 0   | 0   | 0       | 0   | 0   | 0      | 0   | 0    | 0   | 0   | 4   | 0   |    |
| B Alex Renfroe  | 13      | 353     | 13     | 183 | 28  | 29   | 62  | 47% | 35     | 61  | 57%  | 26          | 33  | 79%  | 12          | 35  | 47  | 78      | 17  | 35  | 4      | 1   | 1    | 31  | 44  | -22 | 240 |    |
| B N. Dragovic   | 14      | 297     | 7      | 81  | 13  | 13   | 44  | 30% | 17     | 34  | 50%  | 8</         |     |      |             |     |     |         |     |     |        |     |      |     |     |     |     |    |

# ACB STATS SERVICE

## CAFÉS CANDELAS BREOGÁN

Accumulated Stats until Round 24

### TOTALS

|                  | Gam | Min  | Points |      |    | Shot |     |     | Throws | Field Goals |     |     | Free Throws |      |     | Rebound |     |     | Blocks |     |     | PF  |     |     |     |      |       |
|------------------|-----|------|--------|------|----|------|-----|-----|--------|-------------|-----|-----|-------------|------|-----|---------|-----|-----|--------|-----|-----|-----|-----|-----|-----|------|-------|
|                  |     |      | Pla    | Pla  | 5i | Tot  | Max | Mad |        | Att         | %   | Mad | Att         | %    | Mad | Att     | %   | Off | Def    | Tot | Ast | Stl | Tov | Mad | Rec | Dunk | Mad   |
| Sergi Vidal      | 24  | 574  | 18     | 157  | 22 | 17   | 58  | 29% | 35     | 67          | 52% | 36  | 45          | 80%  | 19  | 57      | 76  | 59  | 18     | 37  | 0   | 1   | 0   | 35  | 54  | -64  | 209   |
| A. Cvetkovic     | 23  | 548  | 21     | 234  | 21 | 48   | 117 | 41% | 25     | 56          | 45% | 40  | 47          | 85%  | 5   | 45      | 50  | 70  | 14     | 43  | 0   | 5   | 0   | 49  | 70  | -30  | 234   |
| V. Gerun         | 23  | 544  | 18     | 240  | 20 | 0    | 0   | 0   | 94     | 159         | 59% | 52  | 84          | 62%  | 71  | 59      | 130 | 19  | 11     | 25  | 12  | 11  | 12  | 47  | 85  | -28  | 317   |
| Alec Brown       | 22  | 519  | 21     | 218  | 17 | 34   | 83  | 41% | 47     | 93          | 51% | 22  | 27          | 81%  | 35  | 95      | 130 | 15  | 19     | 25  | 31  | 5   | 9   | 59  | 27  | -105 | 251   |
| Lucio Redivo     | 22  | 501  | 10     | 230  | 21 | 31   | 113 | 27% | 52     | 138         | 38% | 33  | 38          | 87%  | 11  | 30      | 41  | 47  | 10     | 24  | 0   | 17  | 1   | 48  | 46  | -75  | 112   |
| Johan Löfberg    | 24  | 387  | 10     | 132  | 22 | 12   | 49  | 24% | 36     | 77          | 47% | 24  | 33          | 73%  | 17  | 40      | 57  | 19  | 7      | 14  | 6   | 7   | 2   | 47  | 35  | -83  | 101   |
| E. Sulejmanovic  | 21  | 358  | 3      | 112  | 20 | 8    | 36  | 22% | 36     | 85          | 42% | 16  | 32          | 50%  | 39  | 68      | 107 | 8   | 13     | 20  | 9   | 8   | 6   | 46  | 31  | -107 | 113   |
| Christian Diaz   | 23  | 295  | 3      | 77   | 14 | 14   | 42  | 33% | 13     | 34          | 38% | 9   | 14          | 64%  | 2   | 36      | 38  | 39  | 12     | 26  | 0   | 5   | 0   | 36  | 41  | -77  | 86    |
| Salva Arco       | 15  | 209  | 1      | 93   | 15 | 18   | 47  | 38% | 11     | 25          | 44% | 17  | 21          | 81%  | 1   | 19      | 20  | 8   | 1      | 12  | 0   | 1   | 0   | 28  | 24  | -35  | 58    |
| R. Belemene      | 22  | 170  | 1      | 38   | 6  | 0    | 10  | 0%  | 17     | 34          | 50% | 4   | 13          | 31%  | 13  | 18      | 31  | 9   | 11     | 13  | 4   | 0   | 10  | 39  | 14  | -21  | 19    |
| Ricardo Uriz     | 8   | 93   | 0      | 30   | 13 | 5    | 15  | 33% | 5      | 12          | 42% | 5   | 6           | 83%  | 4   | 5       | 9   | 15  | 1      | 19  | 0   | 0   | 0   | 8   | 6   | -39  | 16    |
| Henk Norel       | 1   | 2    | 0      | 0    | 0  | 0    | 0   | 0   | 0      | 0           | 0   | 0   | 0           | 0    | 0   | 0       | 0   | 0   | 0      | 1   | 0   | 0   | 0   | 0   | 0   | 3    | -1    |
| B Jerome Jordan  | 13  | 312  | 4      | 136  | 18 | 0    | 1   | 0%  | 51     | 90          | 57% | 34  | 45          | 76%  | 19  | 53      | 72  | 14  | 3      | 29  | 10  | 8   | 15  | 35  | 47  | -62  | 159   |
| B Elijah Millsap | 11  | 175  | 7      | 77   | 17 | 10   | 30  | 33% | 13     | 35          | 37% | 21  | 29          | 72%  | 4   | 17      | 21  | 10  | 7      | 19  | 1   | 4   | 0   | 26  | 23  | -45  | 40    |
| B Tarence Kinsey | 6   | 125  | 2      | 34   | 10 | 3    | 12  | 25% | 11     | 28          | 39% | 3   | 7           | 43%  | 8   | 13      | 21  | 5   | 3      | 6   | 1   | 4   | 0   | 12  | 7   | -17  | 19    |
| B T. Dragicevic  | 4   | 41   | 0      | 15   | 8  | 3    | 5   | 60% | 2      | 7           | 29% | 2   | 2           | 100% | 1   | 4       | 5   | 3   | 0      | 2   | 0   | 1   | 0   | 4   | 4   | -7   | 13    |
| Team             | 24  |      |        | 0    | 0  | 0    | 0   |     | 0      | 0           |     | 0   | 0           |      | 39  | 38      | 77  | 0   | 0      | 7   | 0   | 0   | 0   | 3   | 0   |      | 67    |
| Totals           |     | 4850 |        | 1823 | 0  | 203  | 618 | 33% | 448    | 940         | 48% | 318 | 443         | 72%  | 288 | 597     | 885 | 340 | 130    | 322 | 74  | 77  | 55  | 522 | 514 | -158 | 41813 |

### AVERAGES

|                  | Gam | Min | Points |      |    | Shot |      |     | Throws | Field Goals |     |      | Free Throws |      |      | Rebound |      |      | Blocks |      |     | PF  |     |      |      |      |      |
|------------------|-----|-----|--------|------|----|------|------|-----|--------|-------------|-----|------|-------------|------|------|---------|------|------|--------|------|-----|-----|-----|------|------|------|------|
|                  |     |     | Pla    | Pla  | 5i | Tot  | Max  | Mad |        | Att         | %   | Mad  | Att         | %    | Mad  | Att     | %    | Off  | Def    | Tot  | Ast | Stl | Tov | Mad  | Rec  | Dunk | Mad  |
| Sergi Vidal      | 24  | 24  | 18     | 6.5  | 22 | 0.7  | 2.4  | 29% | 1.5    | 2.8         | 52% | 1.5  | 1.9         | 80%  | 0.8  | 2.4     | 3.2  | 2.5  | 0.8    | 1.5  | 0   | 0   | 0   | 1.5  | 2.3  | -2.7 | 8.7  |
| A. Cvetkovic     | 23  | 24  | 21     | 10.2 | 21 | 2.1  | 5.1  | 41% | 1.1    | 2.4         | 45% | 1.7  | 2           | 85%  | 0.2  | 2       | 2.2  | 3    | 0.6    | 1.9  | 0   | 0.2 | 0   | 2.1  | 3    | -1.3 | 10.2 |
| V. Gerun         | 23  | 24  | 18     | 10.4 | 20 | 0    | 0    | 0   | 4.1    | 6.9         | 59% | 2.3  | 3.7         | 62%  | 3.1  | 2.6     | 5.7  | 0.8  | 0.5    | 1.1  | 0.5 | 0.5 | 0.5 | 2    | 3.7  | -1.2 | 13.8 |
| Alec Brown       | 22  | 24  | 21     | 9.9  | 17 | 1.5  | 3.8  | 41% | 2.1    | 4.2         | 51% | 1    | 1.2         | 81%  | 1.6  | 4.3     | 5.9  | 0.7  | 0.9    | 1.1  | 1.4 | 0.2 | 0.4 | 2.7  | 1.2  | -4.8 | 11.4 |
| Lucio Redivo     | 22  | 23  | 10     | 5.5  | 21 | 1.4  | 5.1  | 27% | 2.4    | 6.3         | 38% | 1.5  | 1.7         | 87%  | 0.5  | 1.4     | 1.9  | 2.1  | 0.5    | 1.1  | 0   | 0.8 | 0   | 2.2  | 2.1  | -3.4 | 5.1  |
| Johan Löfberg    | 24  | 16  | 10     | 5.5  | 22 | 0.5  | 2    | 24% | 1.5    | 3.2         | 47% | 1    | 1.4         | 73%  | 0.7  | 1.7     | 2.4  | 0.8  | 0.3    | 0.6  | 0.3 | 0.3 | 0.1 | 2    | 1.5  | -3.5 | 4.2  |
| E. Sulejmanovic  | 21  | 17  | 3      | 5.3  | 20 | 0.4  | 1.7  | 22% | 1.7    | 4           | 42% | 0.8  | 1.5         | 50%  | 1.9  | 3.2     | 5.1  | 0.4  | 0.6    | 1    | 0.4 | 0.4 | 0.3 | 2.2  | 1.5  | -5.1 | 5.4  |
| Christian Diaz   | 23  | 13  | 3      | 3.3  | 14 | 0.6  | 1.8  | 33% | 0.6    | 1.5         | 38% | 0.4  | 0.6         | 64%  | 0.1  | 1.6     | 1.7  | 1.7  | 0.5    | 1.1  | 0   | 0.2 | 0   | 1.6  | 1.8  | -3.3 | 3.7  |
| Salva Arco       | 15  | 14  | 1      | 6.2  | 15 | 1.2  | 3.1  | 38% | 0.7    | 1.7         | 44% | 1.1  | 1.4         | 81%  | 0.1  | 1.3     | 1.3  | 0.5  | 0.1    | 0.8  | 0   | 0.1 | 0   | 1.9  | 1.6  | -2.3 | 3.9  |
| R. Belemene      | 22  | 8   | 1      | 1.7  | 6  | 0    | 0.5  | 0%  | 0.8    | 1.5         | 50% | 0.2  | 0.6         | 31%  | 0.6  | 0.8     | 1.4  | 0.4  | 0.5    | 0.6  | 0.2 | 0   | 0.5 | 1.8  | 0.6  | -1.1 | 0.9  |
| Ricardo Uriz     | 8   | 12  | 0      | 3.8  | 13 | 0.6  | 1.9  | 33% | 0.6    | 1.5         | 42% | 0.6  | 0.8         | 83%  | 0.5  | 0.6     | 1.1  | 1.9  | 0.1    | 2.4  | 0   | 0   | 0   | 1    | 0.8  | -4.9 | 2    |
| Henk Norel       | 1   | 2   | 0      | 0    | 0  | 0    | 0    | 0   | 0      | 0           | 0   | 0    | 0           | 0    | 0    | 0       | 0    | 0    | 1      | 0    | 0   | 0   | 0   | 0    | 0    | 3    | -1   |
| B Jerome Jordan  | 13  | 24  | 4      | 10.5 | 18 | 0    | 0.1  | 0%  | 3.9    | 6.9         | 57% | 2.6  | 3.5         | 76%  | 1.5  | 4.1     | 5.5  | 1.1  | 0.2    | 2.2  | 0.8 | 0.6 | 1.2 | 2.7  | 3.6  | -4.8 | 12.2 |
| B Elijah Millsap | 11  | 16  | 7      | 7    | 17 | 0.9  | 2.7  | 33% | 1.2    | 3.2         | 37% | 1.9  | 2.6         | 72%  | 0.4  | 1.5     | 1.9  | 0.9  | 0.6    | 1.7  | 0.1 | 0.4 | 0   | 2.4  | 2.1  | -4.1 | 3.6  |
| B Tarence Kinsey | 6   | 21  | 2      | 5.7  | 10 | 0.5  | 2    | 25% | 1.8    | 4.7         | 39% | 0.5  | 1.2         | 43%  | 1.3  | 2.2     | 3.5  | 0.8  | 0.5    | 1    | 0.2 | 0.7 | 0   | 2    | 1.2  | -2.8 | 3.2  |
| B T. Dragicevic  | 4   | 10  | 0      | 3.8  | 8  | 0.8  | 1.3  | 60% | 0.5    | 1.8         | 29% | 0.5  | 0.5         | 100% | 0.3  | 1       | 1.3  | 0.8  | 0      | 0.5  | 0   | 0.3 | 0   | 1    | 1    | -1.8 | 3.3  |
| Team             | 24  |     |        | 76   | 0  | 8.5  | 25.8 | 33% | 18.7   | 39.2        | 48% | 13.3 | 18.5        | 72%  | 12.2 | 24.9    | 36.9 | 14.2 | 5.4    | 13.4 | 3.1 | 3.2 | 2.3 | 21.8 | 21.4 | -6.6 | 75.5 |
| Totals           |     | 202 |        | 76   | 0  | 8.5  | 25.8 | 33% | 18.7   | 39.2        | 48% | 13.3 | 18.5        | 72%  | 12.2 | 24.9    | 36.9 | 14.2 | 5.4    | 13.4 | 3.1 | 3.2 | 2.3 | 21.8 | 21.4 | -6.6 | 75.5 |

## DELTECO GBC

Accumulated Stats until Round 24

### TOTALS

|                | Gam | Min | Points |     |    | Shot |     |     | Throws | Field Goals |     |     | Free Throws |      |     | Rebound |     |      | Blocks |     |     | PF  |     |     |     |      |     |
|----------------|-----|-----|--------|-----|----|------|-----|-----|--------|-------------|-----|-----|-------------|------|-----|---------|-----|------|--------|-----|-----|-----|-----|-----|-----|------|-----|
|                |     |     | Pla    | Pla | 5i | Tot  | Max | Mad |        | Att         | %   | Mad | Att         | %    | Mad | Att     | %   | Off  | Def    | Tot | Ast | Stl | Tov | Mad | Rec | Dunk | Mad |
| Garrett Nevels | 24  | 612 | 20     | 286 | 23 | 24   | 84  | 29% | 95     | 192         | 49% | 24  | 28          | 86%  | 24  | 80      | 104 | 46   | 24     | 44  | 4   | 16  | 4   | 63  | 26  | -113 | 206 |
| Daniel Pérez   | 24  | 563 | 21     | 155 | 16 | 23   | 64  | 36% | 27     | 65          | 42% | 32  | 47          | 68%  | 4   | 41      | 45  | 121  | 27     | 52  | 0   | 0   | 0   | 46  | 79  | -154 | 235 |
| B. Sekulic     | 24  | 558 | 7      | 191 | 20 | 3    | 14  | 21% | 69     | 129         | 53% | 44  | 68          | 65%  | 37  | 63      | 100 | 43   | 12     | 31  | 2   | 5   | 3   | 52  | 60  | -121 | 225 |
| B. Burjanadze  | 22  | 525 | 14     | 220 | 30 | 26   | 77  | 34% | 42     | 93          | 45% | 58  | 75          | 77%  | 27  | 93      | 120 | 17   | 15     | 22  | 6   | 8   | 2   | 43  | 72  | -87  | 258 |
| Miquel Salvó   | 23  | 478 | 15     | 157 | 19 | 13   | 56  | 23% | 42     | 71          | 59% | 34  | 49          | 69%  | 24  | 74      | 98  | 16   | 15     | 25  | 7   | 9   | 2   | 56  | 56  | -24  | 172 |
| V. Bobrov      | 24  | 473 | 14     | 189 | 16 | 6    | 21  | 29% | 74     | 120         | 62% | 23  | 34          | 68%  | 29  | 49      | 78  | 20   | 14     | 33  | 7   | 9   | 29  | 70  | 31  | -123 | 155 |
| A. Corbacho    | 22  | 411 | 6      | 150 | 25 | 45   | 113 | 40% | 2      | 6           | 33% | 11  | 12          | 92%  | 6   | 26      | 32  | 8    | 9      | 11  | 3   | 5   | 0   | 21  | 17  | -74  | 109 |
| Fede Van Lacke | 24  | 406 | 5      | 111 | 13 | 11   | 39  | 28% | 27     | 57          | 47% | 24  | 29          | 83%  | 10  | 23      | 33  | 41   | 17     | 35  | 2   | 1   | 0   | 36  | 48  | -146 | 117 |
| Mouhamed Barro | 17  | 211 | 13     | 70  | 11 | 0    | 1   | 0%  | 24     | 42          | 57% | 22  | 48          | 46%  | 23  | 16      | 39  | 6    | 5      | 7   | 4   | 3   | 6   | 44  | 33  | -50  | 58  |
| Gaizka Maiza   | 10  | 92  | 0      | 23  | 11 | 3    | 11  | 27% | 6      | 9           | 67% | 2   | 2           | 100% | 1   | 8       | 9   | 11   | 3      | 11  | 0   | 0   | 0   | 7   | 5   | -9   | 22  |
| Matic Rebec    | 4   | 83  | 0      | 27  | 10 | 5    | 21  | 24% | 4      | 14          | 29% | 4   | 4           | 100% | 3   | 6       | 9   | 14</ |        |     |     |     |     |     |     |      |     |

# DIVINA SEGUROS JOVENTUT

Accumulated Stats until Round 24

## TOTALS

|                  | Gam Pla | Min Pla | Points |      |     | Shot |     |     | Throws |     |      | Field Goals |     |      | Free Throws |     |     | Rebound |     |     | Blocks |     |     | PF  |     |      |      |     |     |     |
|------------------|---------|---------|--------|------|-----|------|-----|-----|--------|-----|------|-------------|-----|------|-------------|-----|-----|---------|-----|-----|--------|-----|-----|-----|-----|------|------|-----|-----|-----|
|                  |         |         | 5i     | Tot  | Max | Mad  | Att | %   | Mad    | Att | %    | Mad         | Att | %    | Mad         | Att | %   | Off     | Def | Tot | Ast    | Stl | Tov | Mad | Rec | Dunk | Mad  | Rec | +/- | PE  |
| N. Laprovittola  | 24      | 731     | 24     | 396  | 40  | 57   | 147 | 39% | 70     | 136 | 51%  | 85          | 110 | 77%  | 49          | 74  | 66% | 8       | 52  | 60  | 158    | 21  | 110 | 1   | 17  | 0    | 54   | 131 | 45  | 405 |
| M. Todorovic     | 24      | 559     | 14     | 231  | 21  | 4    | 9   | 44% | 85     | 132 | 64%  | 49          | 74  | 66%  | 51          | 95  | 146 | 51      | 95  | 146 | 57     | 20  | 46  | 23  | 8   | 12   | 74   | 85  | 91  | 357 |
| Albert Ventura   | 23      | 520     | 18     | 116  | 13  | 21   | 55  | 38% | 19     | 38  | 50%  | 15          | 19  | 79%  | 13          | 30  | 43  | 13      | 30  | 43  | 30     | 20  | 17  | 5   | 4   | 0    | 50   | 26  | 36  | 112 |
| Luke Harangody   | 21      | 475     | 16     | 189  | 17  | 20   | 52  | 38% | 55     | 101 | 54%  | 19          | 20  | 95%  | 22          | 85  | 107 | 16      | 11  | 17  | 16     | 11  | 17  | 9   | 9   | 1    | 33   | 18  | 53  | 212 |
| Conor Morgan     | 24      | 432     | 7      | 184  | 19  | 35   | 87  | 40% | 26     | 58  | 45%  | 27          | 36  | 75%  | 16          | 61  | 77  | 11      | 9   | 24  | 11     | 5   | 24  | 11  | 5   | 8    | 49   | 33  | -39 | 154 |
| López-Arostegui  | 23      | 416     | 9      | 110  | 15  | 16   | 51  | 31% | 21     | 50  | 42%  | 20          | 23  | 87%  | 15          | 43  | 58  | 15      | 15  | 11  | 0      | 8   | 2   | 8   | 2   | 32   | 28   | -29 | 108 |     |
| N. Dimitrijevic  | 24      | 357     | 0      | 159  | 16  | 12   | 40  | 30% | 44     | 76  | 58%  | 35          | 40  | 88%  | 7           | 30  | 37  | 52      | 16  | 41  | 0      | 6   | 1   | 43  | 50  | -25  | 159  |     |     |     |
| Simon Birgander  | 13      | 247     | 9      | 90   | 13  | 0    | 0   |     | 40     | 71  | 56%  | 10          | 15  | 67%  | 30          | 32  | 62  | 9       | 8   | 7   | 8      | 5   | 19  | 36  | 10  | -23  | 103  |     |     |     |
| José Nogués      | 24      | 168     | 2      | 38   | 9   | 6    | 14  | 43% | 9      | 16  | 56%  | 2           | 6   | 33%  | 4           | 10  | 14  | 2       | 7   | 5   | 3      | 2   | 2   | 27  | 9   | 11   | 20   |     |     |     |
| Marcos Delia     | 9       | 116     | 0      | 48   | 13  | 0    | 0   |     | 17     | 32  | 53%  | 14          | 18  | 78%  | 10          | 10  | 20  | 3       | 1   | 5   | 1      | 4   | 3   | 10  | 17  | -1   | 52   |     |     |     |
| N. Boungou-Colo  | 4       | 72      | 2      | 26   | 11  | 3    | 10  | 30% | 3      | 8   | 88%  | 3           | 4   | 75%  | 4           | 5   | 9   | 3       | 2   | 4   | 3      | 2   | 4   | 3   | 0   | 12   | 3    | 11  | 21  |     |
| Thad McFadden    | 2       | 48      | 0      | 29   | 17  | 7    | 12  | 58% | 3      | 3   | 100% | 2           | 2   | 100% | 1           | 2   | 3   | 7       | 3   | 2   | 1      | 0   | 0   | 1   | 3   | 6    | 38   |     |     |     |
| Joel Parra       | 7       | 15      | 0      | 8    | 4   | 0    | 2   | 0%  | 4      | 8   | 50%  | 0           | 0   |      | 5           | 1   | 6   | 0       | 0   | 0   | 0      | 0   | 2   | 1   | 0   | 3    | 6    |     |     |     |
| T. Bieshaar      | 3       | 5       | 1      | 0    | 0   | 0    | 0   |     | 0      | 0   |      | 0           | 0   |      | 0           | 1   | 1   | 0       | 0   | 1   | 0      | 0   | 0   | 0   | 0   | 2    | 1    | -12 | -1  |     |
| Arturs Zagars    | 1       | 2       | 0      | 0    | 0   | 0    | 0   |     | 0      | 0   |      | 0           | 0   |      | 0           | 0   | 0   | 0       | 0   | 0   | 0      | 0   | 0   | 0   | 0   | 0    | 0    | 6   | 0   |     |
| Pep Busquets     | 3       | 1       | 0      | 0    | 0   | 0    | 0   |     | 0      | 0   |      | 0           | 0   |      | 0           | 1   | 1   | 0       | 1   | 0   | 1      | 0   | 0   | 0   | 0   | 1    | 0    | 2   | 1   |     |
| B Shawn Dawson   | 18      | 418     | 13     | 210  | 20  | 24   | 60  | 40% | 51     | 93  | 55%  | 36          | 44  | 82%  | 17          | 59  | 76  | 27      | 12  | 41  | 7      | 5   | 9   | 61  | 44  | 16   | 183  |     |     |     |
| B Dakota Mathias | 12      | 243     | 5      | 102  | 15  | 19   | 51  | 37% | 19     | 40  | 48%  | 7           | 7   | 100% | 2           | 27  | 29  | 9       | 6   | 10  | 0      | 1   | 0   | 25  | 11  | 17   | 68   |     |     |     |
| Team             | 24      |         |        | 0    | 0   | 0    | 0   |     | 0      | 0   |      | 0           | 0   |      | 29          | 39  | 68  | 0       | 0   | 7   | 0      | 0   | 0   | 1   | 0   | 1    | 0    | 60  |     |     |
| Totals           |         | 4825    |        | 1936 | 0   | 224  | 590 | 38% | 470    | 862 | 55%  | 324         | 418 | 78%  | 234         | 583 | 817 | 399     | 152 | 348 | 72     | 76  | 60  | 511 | 469 | 33.6 | 2058 |     |     |     |

## AVERAGES

|                  | Gam Pla | Min Pla | Points |      |     | Shot |      |     | Throws |      |      | Field Goals |      |      | Free Throws |      |     | Rebound |     |      | Blocks |     |     | PF   |      |      |      |      |     |      |
|------------------|---------|---------|--------|------|-----|------|------|-----|--------|------|------|-------------|------|------|-------------|------|-----|---------|-----|------|--------|-----|-----|------|------|------|------|------|-----|------|
|                  |         |         | 5i     | Tot  | Max | Mad  | Att  | %   | Mad    | Att  | %    | Mad         | Att  | %    | Mad         | Att  | %   | Off     | Def | Tot  | Ast    | Stl | Tov | Mad  | Rec  | Dunk | Mad  | Rec  | +/- | PE   |
| N. Laprovittola  | 24      | 30      | 24     | 16.5 | 40  | 2.4  | 6.1  | 39% | 2.9    | 5.7  | 51%  | 3.5         | 4.6  | 77%  | 3.5         | 4.6  | 77% | 0.3     | 2.2 | 2.5  | 6.6    | 0.9 | 4.6 | 0    | 0.7  | 0    | 2.3  | 5.5  | 1.9 | 16.9 |
| M. Todorovic     | 24      | 23      | 14     | 9.6  | 21  | 0.2  | 0.4  | 44% | 3.5    | 5.5  | 64%  | 2           | 3.1  | 66%  | 2.1         | 4    | 6.1 | 2.4     | 0.8 | 1.9  | 1      | 0.3 | 0.5 | 3.1  | 3.5  | 3.8  | 3.8  | 14.9 |     |      |
| Albert Ventura   | 23      | 23      | 18     | 5    | 13  | 0.9  | 2.4  | 38% | 0.8    | 1.7  | 50%  | 0.7         | 0.8  | 79%  | 0.6         | 1.3  | 1.9 | 1.3     | 0.9 | 0.7  | 0.2    | 0.2 | 0   | 2.2  | 1.1  | 1.6  | 4    | 9    |     |      |
| Luke Harangody   | 21      | 23      | 16     | 9    | 17  | 1    | 2.5  | 38% | 2.6    | 4.8  | 54%  | 0.9         | 1    | 95%  | 1           | 4    | 5.1 | 0.8     | 0.5 | 0.8  | 0.4    | 0.4 | 0   | 1.6  | 0.9  | 2.5  | 10.1 |      |     |      |
| Conor Morgan     | 24      | 18      | 7      | 7.7  | 19  | 1.5  | 3.6  | 40% | 1.1    | 2.4  | 45%  | 1.1         | 1.5  | 75%  | 0.7         | 2.5  | 3.2 | 0.5     | 0.4 | 1    | 0.5    | 0.2 | 2   | 1.4  | -1.6 | 6.4  |      |      |     |      |
| López-Arostegui  | 23      | 18      | 9      | 4.8  | 15  | 0.7  | 2.2  | 31% | 0.9    | 2.2  | 42%  | 0.9         | 1    | 87%  | 0.7         | 1.9  | 2.5 | 0.7     | 0.7 | 0.5  | 0      | 0.3 | 0.1 | 1.4  | 1.2  | -1.3 | 4.7  |      |     |      |
| N. Dimitrijevic  | 24      | 15      | 0      | 6.6  | 16  | 0.5  | 1.7  | 30% | 1.8    | 3.2  | 58%  | 1.5         | 1.7  | 88%  | 0.3         | 1.3  | 1.5 | 2.2     | 0.7 | 1.7  | 0      | 0.3 | 0   | 1.8  | 2.1  | -1   | 6.6  |      |     |      |
| Simon Birgander  | 13      | 19      | 9      | 6.9  | 13  | 0    | 0    |     | 3.1    | 5.5  | 56%  | 0.8         | 1.2  | 67%  | 2.3         | 2.5  | 4.8 | 0.7     | 0.6 | 0.5  | 0.6    | 0.4 | 1.5 | 2.8  | 0.8  | -1.8 | 7.9  |      |     |      |
| José Nogués      | 24      | 7       | 2      | 1.6  | 9   | 0.3  | 0.6  | 43% | 0.4    | 0.7  | 56%  | 0.1         | 0.3  | 33%  | 0.2         | 0.4  | 0.6 | 0.1     | 0.3 | 0.2  | 0.1    | 0.1 | 0.1 | 1.1  | 0.4  | 0.5  | 0.8  |      |     |      |
| Marcos Delia     | 9       | 13      | 0      | 5.3  | 13  | 0    | 0    |     | 1.9    | 3.6  | 53%  | 1.6         | 2    | 78%  | 1.1         | 1.1  | 2.2 | 0.3     | 0.1 | 0.6  | 0.1    | 0.4 | 0.3 | 1.1  | 1.9  | -0.1 | 5.8  |      |     |      |
| N. Boungou-Colo  | 4       | 18      | 2      | 6.5  | 11  | 0.8  | 2.5  | 30% | 1.8    | 2    | 88%  | 0.8         | 1    | 75%  | 1           | 1.3  | 2.3 | 0.8     | 0.5 | 1    | 0.8    | 0   | 0.5 | 3    | 0.8  | 2.8  | 5.3  |      |     |      |
| Thad McFadden    | 2       | 24      | 0      | 14.5 | 17  | 3.5  | 6    | 58% | 1.5    | 1.5  | 100% | 1           | 1    | 100% | 0.5         | 1    | 1.5 | 3.5     | 1.5 | 1    | 0.5    | 0   | 0   | 0.5  | 1.5  | 3    | 19   |      |     |      |
| Joel Parra       | 7       | 2       | 0      | 1.1  | 4   | 0    | 0.3  | 0%  | 0.6    | 1.1  | 50%  | 0           | 0    |      | 0.7         | 0.1  | 0.9 | 0       | 0   | 0    | 0      | 0.3 | 0.1 | 0    | 0    | 0.4  | 0.9  |      |     |      |
| T. Bieshaar      | 3       | 2       | 1      | 0    | 0   | 0    | 0    |     | 0      | 0    |      | 0           | 0    |      | 0           | 0.3  | 0.3 | 0       | 0   | 0.3  | 0      | 0   | 0   | 0    | 0.7  | 0.3  | -4   | -0.3 |     |      |
| Arturs Zagars    | 1       | 2       | 0      | 0    | 0   | 0    | 0    |     | 0      | 0    |      | 0           | 0    |      | 0           | 0    | 0   | 0       | 0   | 0    | 0      | 0   | 0   | 0    | 0    | 0    | 6    | 0    |     |      |
| Pep Busquets     | 3       | 0       | 0      | 0    | 0   | 0    | 0    |     | 0      | 0    |      | 0           | 0    |      | 0           | 0.3  | 0.3 | 0       | 0.3 | 0    | 0      | 0   | 0   | 0    | 0.3  | 0    | 0.7  | 0.3  |     |      |
| B Shawn Dawson   | 18      | 23      | 13     | 11.7 | 20  | 1.3  | 3.3  | 40% | 2      | 8    | 55%  | 2           | 2.4  | 82%  | 0.9         | 3.3  | 4.2 | 1.5     | 0.7 | 2.3  | 0.4    | 0.3 | 0.5 | 3.4  | 2.4  | 0.9  | 10.2 |      |     |      |
| B Dakota Mathias | 12      | 20      | 5      | 8.5  | 15  | 1.6  | 4.3  | 37% | 1.6    | 3.3  | 48%  | 0.6         | 0.6  | 100% | 0.2         | 2.3  | 2.4 | 0.8     | 0.5 | 0.8  | 0      | 0.1 | 0   | 2.1  | 0.9  | 1.4  | 5.7  |      |     |      |
| Team             | 24      |         |        | 0    | 0   | 0    | 0    |     | 0      | 0    |      | 0           | 0    |      | 1.2         | 1.6  | 2.8 | 0.3     | 0.3 | 0    | 0      | 0   | 0   | 0    | 0    | 2.5  |      |      |     |      |
| Totals           |         | 201     |        | 80.7 | 0   | 9.3  | 24.6 | 38% | 19.6   | 35.9 | 55%  | 13.5        | 17.4 | 78%  | 9.8         | 24.3 | 34  | 16.6    | 6.3 | 14.5 | 3      | 3.2 | 2.5 | 21.3 | 31.9 | 1.4  | 85.8 |      |     |      |

# HERBALIFE GRAN CANARIA

Accumulated Stats until Round 24

## TOTALS

|               | Gam Pla | Min Pla | Points |     |     | Shot |     |     | Throws |     |     | Field Goals |     |     | Free Throws |     |     | Rebound |     |     | Blocks |     |     | PF  |     |      |     |
|---------------|---------|---------|--------|-----|-----|------|-----|-----|--------|-----|-----|-------------|-----|-----|-------------|-----|-----|---------|-----|-----|--------|-----|-----|-----|-----|------|-----|
|               |         |         | 5i     | Tot | Max | Mad  | Att | %   | Mad    | Att | %   | Mad         | Att | %   | Mad         | Att | %   | Off     | Def | Tot | Ast    | Stl | Tov | Mad | Rec | Dunk | Mad |
| DJ Strawberry | 24      | 548     | 23     | 248 | 18  | 36   | 101 | 36% | 52     | 101 | 51% | 36          | 53  | 68% | 17          | 36  | 53  | 41      | 23  | 43  | 2      | 7   | 3   | 68  | 59  | -51  | 179 |
| Xavi Rabaseda | 24      | 477     | 17     | 199 | 20  | 37   | 89  | 42% | 24     | 57  | 42% | 40          | 43  | 93% | 20          | 46  | 66  | 25      | 28  | 29  | 8      | 5   | 8   | 42  | 45  | 60   | 205 |
| Ondrej Balvin | 24      | 448     | 9      | 144 | 16  | 0    | 0   |     | 57     | 86  | 66% | 30          | 49  | 61% | 58          | 84  | 142 | 23      | 14  | 25  | 15     | 3   | 34  | 51  | 48  | -9   | 259 |
| Kim Tillie    | 23      | 403     | 8      | 121 | 10  | 24   | 72  | 33% | 20     | 43  | 47% | 9           | 10  | 90% | 20          | 35  | 55  | 10      | 10  | 11  | 5      | 3   | 3   | 46  | 14  | -66  | 83  |
| Albert Oliver | 24      | 393     | 7      | 139 | 12  | 14   | 59  | 24% | 37     | 78  | 47% | 23          | 25  | 92% | 20          | 22  | 42  | 65      | 14  | 32  | 0      | 3   | 0   | 43  | 37  | -96  | 131 |
| M. Eriksson   | 19      | 379     | 1      | 219 | 26  | 42   | 99  | 42% | 30     | 58  | 52% | 33          | 37  | 89% | 5           | 39  | 44  | 17      | 11  | 14  | 1      | 2   | 3   | 19  | 41  | -35  | 209 |
| Clevin Hannah | 16      | 352     | 13     | 184 | 19  | 30   | 71  | 42% | 26     | 58  | 45% | 42          | 46  | 91% | 5           | 25  |     |         |     |     |        |     |     |     |     |      |     |

# IBEROSTAR TENERIFE

Accumulated Stats until Round 24

## TOTALS

|                 | Gam Pla | Min Pla | Points |      |     | Shot |     |      | Throws |     |      | Field Goals |     |      | Free Throws |     |     | Rebound |     |     | Blocks |     |      | PF  |     | +/-  | PE   |
|-----------------|---------|---------|--------|------|-----|------|-----|------|--------|-----|------|-------------|-----|------|-------------|-----|-----|---------|-----|-----|--------|-----|------|-----|-----|------|------|
|                 |         |         | 5i     | Tot  | Max | Mad  | Att | %    | Mad    | Att | %    | Mad         | Att | %    | Off         | Def | Tot | Ast     | Stl | Tov | Mad    | Rec | Dunk | Mad | Rec |      |      |
| Tim Abromaitis  | 24      | 660     | 24     | 289  | 21  | 44   | 109 | 40%  | 52     | 99  | 53%  | 53          | 61  | 87%  | 24          | 73  | 97  | 29      | 28  | 25  | 5      | 9   | 9    | 56  | 62  | 107  | 300  |
| Javier Beirán   | 22      | 620     | 21     | 268  | 21  | 41   | 111 | 37%  | 61     | 101 | 60%  | 23          | 30  | 77%  | 25          | 92  | 117 | 84      | 14  | 33  | 4      | 6   | 0    | 26  | 56  | 69   | 361  |
| Colton Iverson  | 24      | 577     | 21     | 289  | 25  | 1    | 1   | 100% | 110    | 169 | 65%  | 66          | 113 | 58%  | 59          | 116 | 175 | 19      | 19  | 39  | 16     | 11  | 31   | 70  | 97  | 69   | 389  |
| R. San Miguel   | 22      | 516     | 20     | 129  | 13  | 27   | 71  | 38%  | 14     | 29  | 48%  | 20          | 34  | 59%  | 5           | 22  | 27  | 69      | 13  | 33  | 0      | 0   | 0    | 46  | 52  | 21   | 138  |
| Ferran Bassas   | 24      | 435     | 4      | 166  | 17  | 27   | 81  | 33%  | 29     | 46  | 63%  | 27          | 33  | 82%  | 6           | 29  | 35  | 89      | 12  | 35  | 0      | 4   | 0    | 44  | 43  | 30   | 185  |
| Lucca Staiger   | 22      | 357     | 6      | 117  | 12  | 34   | 92  | 37%  | 5      | 15  | 33%  | 5           | 5   | 100% | 3           | 20  | 23  | 35      | 6   | 20  | 1      | 3   | 0    | 33  | 12  | 11   | 70   |
| Sebas Saiz      | 22      | 255     | 2      | 96   | 16  | 3    | 12  | 25%  | 30     | 70  | 43%  | 27          | 35  | 77%  | 23          | 37  | 60  | 3       | 7   | 15  | 5      | 8   | 6    | 37  | 26  | -4   | 80   |
| Pierre Gillet   | 18      | 242     | 0      | 80   | 14  | 15   | 42  | 36%  | 12     | 19  | 63%  | 11          | 14  | 79%  | 8           | 20  | 28  | 6       | 7   | 7   | 0      | 2   | 2    | 42  | 10  | -7   | 43   |
| Davin White     | 11      | 217     | 6      | 89   | 19  | 12   | 40  | 30%  | 17     | 30  | 57%  | 19          | 23  | 83%  | 2           | 9   | 11  | 28      | 14  | 12  | 1      | 1   | 0    | 28  | 28  | 41   | 85   |
| Mamadou Niang   | 23      | 192     | 1      | 67   | 12  | 0    | 0   |      | 28     | 39  | 72%  | 11          | 19  | 58%  | 15          | 28  | 43  | 3       | 6   | 10  | 8      | 3   | 14   | 24  | 17  | -37  | 88   |
| Nico Richotti   | 9       | 109     | 1      | 36   | 15  | 6    | 18  | 33%  | 7      | 17  | 41%  | 4           | 4   | 100% | 3           | 8   | 11  | 9       | 3   | 8   | 0      | 2   | 1    | 17  | 6   | -9   | 16   |
| Janari Joesaar  | 3       | 55      | 0      | 18   | 16  | 2    | 4   | 50%  | 6      | 11  | 55%  | 0           | 1   | 0%   | 6           | 3   | 9   | 2       | 3   | 2   | 0      | 0   | 1    | 6   | 2   | -12  | 18   |
| M. Bonde Sturup | 5       | 5       | 0      | 0    | 0   | 0    | 0   |      | 0      | 1   | 0%   | 0           | 0   | 0    | 0           | 0   | 0   | 1       | 0   | 0   | 0      | 0   | 0    | 1   | 0   | -2   | -1   |
| S. Rodríguez    | 1       | 1       | 0      | 2    | 2   | 0    | 0   |      | 1      | 1   | 100% | 0           | 0   | 0    | 1           | 0   | 1   | 0       | 0   | 0   | 0      | 0   | 0    | 0   | 0   | -2   | 3    |
| B Nico Brussino | 23      | 350     | 3      | 100  | 17  | 19   | 58  | 33%  | 14     | 32  | 44%  | 15          | 20  | 75%  | 13          | 37  | 50  | 19      | 20  | 17  | 3      | 2   | 6    | 53  | 18  | -3   | 76   |
| B Thad McFadden | 15      | 321     | 11     | 186  | 26  | 36   | 87  | 41%  | 25     | 43  | 58%  | 28          | 33  | 85%  | 2           | 21  | 23  | 35      | 9   | 23  | 1      | 4   | 0    | 20  | 38  | 46   | 171  |
| B Tomasz Gielo  | 1       | 12      | 0      | 5    | 5   | 1    | 2   | 50%  | 1      | 2   | 50%  | 0           | 0   | 0    | 1           | 0   | 1   | 0       | 0   | 0   | 0      | 0   | 0    | 0   | 0   | 3    | 4    |
| Team            | 24      |         |        |      |     |      |     |      | 0      | 0   | 0    | 0           | 0   | 0    | 24          | 29  | 53  | 0       | 0   | 10  | 0      | 0   | 3    | 0   | 0   | 40   |      |
| Totals          |         | 4925    |        | 1937 | 0   | 268  | 728 | 37%  | 412    | 724 | 57%  | 309         | 425 | 73%  | 220         | 544 | 764 | 431     | 161 | 289 | 44     | 55  | 70   | 506 | 467 | 64.2 | 2066 |

## AVERAGES

|                 | Gam Pla | Min Pla | Points |      |     | Shot |      |     | Throws |      |      | Field Goals |      |      | Free Throws |      |      | Rebound |     |     | Blocks |     |      | PF   |      | +/-  | PE   |
|-----------------|---------|---------|--------|------|-----|------|------|-----|--------|------|------|-------------|------|------|-------------|------|------|---------|-----|-----|--------|-----|------|------|------|------|------|
|                 |         |         | 5i     | Tot  | Max | Mad  | Att  | %   | Mad    | Att  | %    | Mad         | Att  | %    | Off         | Def  | Tot  | Ast     | Stl | Tov | Mad    | Rec | Dunk | Mad  | Rec  |      |      |
| Tim Abromaitis  | 24      | 28      | 24     | 12   | 21  | 1.8  | 4.5  | 40% | 2.2    | 4.1  | 53%  | 2.2         | 2.5  | 87%  | 1           | 3    | 4    | 1.2     | 1.2 | 1   | 0.2    | 0.4 | 0.4  | 2.3  | 2.6  | 4.5  | 12.5 |
| Javier Beirán   | 22      | 28      | 21     | 12.2 | 21  | 1.9  | 5    | 37% | 2.8    | 4.6  | 60%  | 1           | 1.4  | 77%  | 1.1         | 4.2  | 5.3  | 3.8     | 0.6 | 1.5 | 0.2    | 0.3 | 0    | 1.2  | 2.5  | 3.1  | 16.4 |
| Colton Iverson  | 24      | 24      | 21     | 12   | 25  | 0    | 0    |     | 4.6    | 7    | 65%  | 2.8         | 4.7  | 58%  | 2.5         | 4.8  | 7.3  | 0.8     | 0.8 | 1.6 | 0.7    | 0.5 | 1.3  | 2.9  | 4    | 2.9  | 16.2 |
| R. San Miguel   | 22      | 23      | 20     | 5.9  | 13  | 1.2  | 3.2  | 38% | 0.6    | 1.3  | 48%  | 0.9         | 1.5  | 59%  | 0.2         | 1    | 1.2  | 3.1     | 0.6 | 1.5 | 0      | 0   | 0    | 2.1  | 2.4  | 1    | 6.3  |
| Ferran Bassas   | 24      | 18      | 4      | 6.9  | 17  | 1.1  | 3.4  | 33% | 1.2    | 1.9  | 63%  | 1.1         | 1.4  | 82%  | 0.3         | 1.2  | 1.5  | 3.7     | 0.5 | 1.5 | 0      | 0.2 | 0    | 1.8  | 1.8  | 1.3  | 7.7  |
| Lucca Staiger   | 22      | 16      | 6      | 5.3  | 12  | 1.5  | 4.2  | 37% | 0.2    | 0.7  | 33%  | 0.2         | 0.2  | 100% | 0.1         | 0.9  | 1    | 1.6     | 0.3 | 0.9 | 0      | 0.1 | 0    | 1.5  | 0.5  | 0.5  | 3.2  |
| Sebas Saiz      | 22      | 12      | 2      | 4.4  | 16  | 0.1  | 0.5  | 25% | 1.4    | 3.2  | 43%  | 1.2         | 1.6  | 77%  | 1           | 1.7  | 2.7  | 0.1     | 0.3 | 0.7 | 0.2    | 0.4 | 0.3  | 1.7  | 1.2  | -0.2 | 3.6  |
| Pierre Gillet   | 18      | 13      | 0      | 4.4  | 14  | 0.8  | 2.3  | 36% | 0.7    | 1.1  | 63%  | 0.6         | 0.8  | 79%  | 0.4         | 1.1  | 1.6  | 0.3     | 0.4 | 0.4 | 0      | 0.1 | 0.1  | 2.3  | 0.6  | -0.4 | 2.4  |
| Davin White     | 11      | 20      | 6      | 8.1  | 19  | 1.1  | 3.6  | 30% | 1.5    | 2.7  | 57%  | 1.7         | 2.1  | 83%  | 0.2         | 0.8  | 1    | 2.5     | 1.3 | 1.1 | 0.1    | 0.1 | 0    | 2.5  | 2.5  | 3.7  | 7.7  |
| Mamadou Niang   | 23      | 8       | 1      | 2.9  | 12  | 0    | 0    |     | 1.2    | 1.7  | 72%  | 0.5         | 0.8  | 58%  | 0.7         | 1.2  | 1.9  | 0.1     | 0.3 | 0.4 | 0.3    | 0.1 | 0.6  | 1    | 0.7  | -1.6 | 3.8  |
| Nico Richotti   | 9       | 12      | 1      | 4    | 15  | 0.7  | 2    | 33% | 0.8    | 1.9  | 41%  | 0.4         | 0.4  | 100% | 0.3         | 0.9  | 1.2  | 1       | 0.3 | 0.9 | 0      | 0.2 | 0.1  | 1.9  | 0.7  | -1   | 1.8  |
| Janari Joesaar  | 3       | 18      | 0      | 6    | 16  | 0.7  | 1.3  | 50% | 2      | 3.7  | 55%  | 0           | 0.3  | 0%   | 2           | 1    | 3    | 0.7     | 1   | 0.7 | 0      | 0   | 0.3  | 2    | 0.7  | -4   | 6    |
| M. Bonde Sturup | 5       | 1       | 0      | 0    | 0   | 0    | 0    |     | 0      | 0.2  | 0%   | 0           | 0    | 0    | 0           | 0    | 0    | 0.2     | 0   | 0   | 0      | 0   | 0    | 0.2  | 0    | -0.4 | -0.2 |
| S. Rodríguez    | 1       | 1       | 0      | 2    | 2   | 0    | 0    |     | 1      | 1    | 100% | 0           | 0    | 0    | 1           | 0    | 1    | 0       | 0   | 0   | 0      | 0   | 0    | 0    | 0    | -2   | 3    |
| B Nico Brussino | 23      | 15      | 3      | 4.3  | 17  | 0.8  | 2.5  | 33% | 0.6    | 1.4  | 44%  | 0.7         | 0.9  | 75%  | 0.6         | 1.6  | 2.2  | 0.8     | 0.9 | 0.7 | 0.1    | 0.1 | 0.3  | 2.3  | 0.8  | -0.1 | 3.3  |
| B Thad McFadden | 15      | 21      | 11     | 12.4 | 26  | 2.4  | 5.8  | 41% | 1.7    | 2.9  | 58%  | 1.9         | 2.2  | 85%  | 0.1         | 1.4  | 1.5  | 2.3     | 0.6 | 1.5 | 0.1    | 0.3 | 0    | 1.3  | 2.5  | 3.1  | 11.4 |
| B Tomasz Gielo  | 1       | 12      | 0      | 5    | 5   | 1    | 2    | 50% | 1      | 2    | 50%  | 0           | 0    | 0    | 1           | 0    | 1    | 0       | 0   | 0   | 0      | 0   | 0    | 0    | 0    | 3    | 4    |
| Team            | 24      |         |        |      |     |      |      |     | 0      | 0    | 0    | 0           | 0    | 0    | 1           | 1.2  | 2.2  | 0.4     | 0   | 0   | 0      | 0   | 0.1  | 0    | 0    | 1.7  |      |
| Totals          |         | 205     |        | 80.7 | 0   | 11.2 | 30.3 | 37% | 17.2   | 30.2 | 57%  | 12.9        | 17.7 | 73%  | 9.2         | 22.7 | 31.8 | 18      | 6.7 | 12  | 1.8    | 2.3 | 2.9  | 21.1 | 19.5 | 2.7  | 86.1 |

# KIROLBET BASKONIA

Accumulated Stats until Round 24

## TOTALS

|                 | Gam Pla | Min Pla | Points |      |     | Shot |     |     | Throws |     |     | Field Goals |     |      | Free Throws |     |     | Rebound |     |     | Blocks |     |      | PF  |     | +/- | PE  |
|-----------------|---------|---------|--------|------|-----|------|-----|-----|--------|-----|-----|-------------|-----|------|-------------|-----|-----|---------|-----|-----|--------|-----|------|-----|-----|-----|-----|
|                 |         |         | 5i     | Tot  | Max | Mad  | Att | %   | Mad    | Att | %   | Mad         | Att | %    | Off         | Def | Tot | Ast     | Stl | Tov | Mad    | Rec | Dunk | Mad | Rec |     |     |
| J. Voigtmann    | 23      | 547     | 13     | 229  | 23  | 27   | 67  | 40% | 57     | 90  | 63% | 34          | 39  | 87%  | 22          | 103 | 125 | 51      | 21  | 32  | 7      | 3   | 28   | 40  | 41  | 172 | 321 |
| Shavon Shields  | 23      | 537     | 22     | 241  | 20  | 21   | 71  | 30% | 72     | 113 | 64% | 34          | 48  | 71%  | 19          | 40  | 59  | 26      | 22  | 19  | 5      | 5   | 9    | 37  | 52  | 96  | 239 |
| Luca Vildoza    | 23      | 515     | 14     | 212  | 22  | 35   | 90  | 39% | 38     | 66  | 58% | 31          | 37  | 84%  | 5           | 39  | 44  | 63      | 35  | 37  | 6      | 3   | 0    | 46  | 37  | 143 | 222 |
| Vincent Poirier | 24      | 503     | 21     | 209  | 18  | 0    | 0   |     | 85     | 136 | 63% | 39          | 64  | 61%  | 50          | 96  | 146 | 26      | 19  | 26  | 34     | 4   | 41   | 73  | 59  | 174 | 314 |
| M. Huertas      | 24      | 491     | 10     | 185  | 24  | 13   | 38  | 34% | 63     | 114 | 55% | 20          | 20  | 100% | 14          | 41  | 55  | 119     | 18  | 42  | 1      | 5   | 0    | 37  | 32  | 116 | 250 |
| Darrun Hilliard | 24      | 471     | 8      | 244  | 24  | 36   | 88  | 41% | 47     | 88  | 53% | 42          | 58  | 72%  | 14          | 45  | 59  | 34      | 30  | 23  | 1      | 4   | 7    | 50  | 50  | 163 | 232 |
| Ilimane Diop    | 24      | 377     | 3      | 149  | 20  | 3    | 12  | 25% | 56     | 87  | 64% | 28          | 43  | 65%  | 18          | 62  | 80  | 12      | 2   | 23  | 12     | 9   | 29   | 62  | 42  | 144 | 148 |
| T. Shengelia    | 13      | 305     | 10     | 194  | 21  | 12   | 28  | 43% | 59     | 100 | 59% | 40          | 62  | 65%  | 18          | 45  | 63  | 33      | 13  | 18  | 2      | 4   | 18   | 19  | 68  | 119 | 253 |
| Patricio Garino | 12      | 223     | 4      | 80   | 16  | 14   | 30  | 47% | 16     | 22  | 73% | 6           | 8   | 75%  | 4           | 16  | 20  | 8       | 16  | 12  | 0      | 1   | 2    | 23  | 11  | 90  | 75  |
| Jayson Granger  | 10      | 189     | 2      | 69   | 11  | 8    | 28  | 29% | 15     | 32  | 47% | 15          | 21  | 71%  | 2           | 26  | 28  | 46      | 10  | 13  | 1      | 1   | 0    | 12  | 17  | 126 | 102 |
| Jalen Jones     | 7       | 102     | 0      | 44   | 14  | 1    | 10  | 10% | 13     | 27  | 48% | 15          | 20  | 75%  | 5           | 22  | 27  | 2       | 2   | 8   | 2      | 2   | 4    | 18  | 14  | 15  | 35  |
| Miguel González | 8       | 31      | 0      | 9    | 3   | 3    | 4   | 75% | 0      | 0   | 0   | 0           | 0   | 0    | 1           | 5   | 6   | 0       | 0   | 1   | 1      | 0   | 0    | 3   | 0   | -8  | 11  |
| T. Sedekerskis  | 4       | 17      | 1      | 0    | 0   | 0    | 0   |     | 0      | 2   | 0%  | 0           | 0   | 0    | 2           | 3   | 5   | 0       | 0   | 3   | 0      | 0   | 0    | 2   | 1   | -2  | -1  |
| Arturs Kurucs   | 1       | 1       | 0      | 0    | 0   | 0    | 1   | 0%  | 0      | 0   | 0   | 0           | 0   | 0    | 0           | 1   | 1   | 0       | 0   | 0   | 0      | 0   | 0    | 0   | 0   | -3  | 0   |
| B Matt Janning  | 21      | 475     | 12     | 179  | 16  | 38   | 114 | 33% | 25     | 47  | 53% | 15          | 18  | 83%  | 8           | 42  | 50  | 30      | 15  | 21  | 0      | 4   | 0    | 42  | 37  | 140 | 143 |
| B Ajdin Penava  | 3       | 16      | 0      | 0    | 0   | 0    | 2   | 0%  | 0      | 1   | 0%  | 0           | 0   | 0    | 0           | 2   | 2   | 0       | 0   | 0   | 1      | 0   | 0    | 2   | 1   | 10  | -1  |
| Team            | 24      |         |        |      |     |      |     |     | 0      | 0   | 0   | 0           | 0   | 0    | 23          | 50  | 73  | 0       | 0   | 10  | 0      | 0   | 0    | 3   | 0   | 60  |     |
| Totals          |         | 4800    |        | 2044 | 0   | 211  | 583 | 36% | 546    |     |     |             |     |      |             |     |     |         |     |     |        |     |      |     |     |     |     |

# ACB STATS SERVICE

## MONBUS OBRADOIRO

Accumulated Stats until Round 24

### TOTALS

|                | Gam Pla | Min Pla | Points |      |     | Shot |     |     | Throws |     | Field Goals |     | Free Throws |      | Rebound |     |     | Blocks |     |     | PF  |      | +/- | PE  |     |     |      |  |
|----------------|---------|---------|--------|------|-----|------|-----|-----|--------|-----|-------------|-----|-------------|------|---------|-----|-----|--------|-----|-----|-----|------|-----|-----|-----|-----|------|--|
|                |         |         | Tot    | Max  | Mad | Att  | %   | Mad | Att    | %   | Mad         | Att | %           | Off  | Def     | Tot | Ast | Stl    | Tov | Mad | Rec | Dunk |     |     | Mad | Rec |      |  |
| Nacho Llovet   | 24      | 638     | 20     | 232  | 18  | 4    | 16  | 25% | 83     | 136 | 61%         | 54  | 66          | 82%  | 36      | 81  | 117 | 38     | 15  | 30  | 2   | 7    | 0   | 57  | 86  | -25 | 319  |  |
| V. Brodziansky | 24      | 585     | 18     | 274  | 27  | 16   | 39  | 41% | 82     | 143 | 57%         | 62  | 78          | 79%  | 28      | 92  | 120 | 16     | 18  | 31  | 15  | 12   | 10  | 52  | 89  | -18 | 337  |  |
| Albert Sàbat   | 24      | 528     | 15     | 127  | 17  | 32   | 93  | 34% | 6      | 10  | 60%         | 19  | 22          | 86%  | 7       | 34  | 41  | 108    | 15  | 32  | 0   | 3    | 0   | 44  | 44  | 2   | 188  |  |
| K. Vasileiadis | 21      | 518     | 17     | 319  | 33  | 70   | 171 | 41% | 12     | 37  | 32%         | 85  | 91          | 93%  | 3       | 46  | 49  | 45     | 12  | 24  | 2   | 6    | 0   | 31  | 61  | 24  | 295  |  |
| Kyle Singler   | 22      | 461     | 16     | 221  | 21  | 11   | 50  | 22% | 73     | 130 | 56%         | 42  | 52          | 81%  | 26      | 54  | 80  | 20     | 9   | 31  | 8   | 7    | 5   | 53  | 56  | -11 | 197  |  |
| Ben Simons     | 19      | 380     | 6      | 177  | 17  | 48   | 113 | 42% | 15     | 36  | 42%         | 3   | 4           | 75%  | 9       | 25  | 34  | 19     | 9   | 13  | 2   | 3    | 1   | 29  | 11  | -86 | 120  |  |
| Pepe Pozas     | 21      | 375     | 9      | 74   | 12  | 15   | 51  | 29% | 5      | 24  | 21%         | 19  | 24          | 79%  | 6       | 38  | 44  | 82     | 17  | 22  | 3   | 0    | 0   | 47  | 43  | -53 | 134  |  |
| Andreas Obst   | 21      | 340     | 8      | 142  | 20  | 34   | 76  | 45% | 17     | 38  | 45%         | 6   | 6           | 100% | 4       | 24  | 28  | 22     | 9   | 20  | 0   | 2    | 0   | 29  | 15  | -76 | 102  |  |
| T. Hlinason    | 24      | 337     | 9      | 96   | 12  | 0    | 0   | 0   | 41     | 69  | 59%         | 14  | 30          | 47%  | 18      | 49  | 67  | 6      | 2   | 31  | 12  | 9    | 10  | 55  | 21  | -52 | 65   |  |
| David Navarro  | 23      | 273     | 1      | 79   | 20  | 6    | 22  | 27% | 19     | 40  | 48%         | 23  | 26          | 88%  | 9       | 32  | 41  | 47     | 8   | 15  | 0   | 2    | 0   | 17  | 33  | -54 | 134  |  |
| Nick Spires    | 21      | 202     | 0      | 54   | 10  | 1    | 5   | 20% | 23     | 41  | 56%         | 5   | 11          | 45%  | 9       | 34  | 43  | 4      | 0   | 16  | 10  | 1    | 12  | 45  | 13  | -14 | 34   |  |
| M. De Zeeuw    | 13      | 142     | 1      | 49   | 13  | 5    | 20  | 25% | 14     | 29  | 48%         | 6   | 8           | 75%  | 9       | 17  | 26  | 10     | 2   | 17  | 0   | 2    | 2   | 29  | 16  | -24 | 23   |  |
| B K. Stephens  | 5       | 44      | 0      | 14   | 6   | 4    | 14  | 29% | 1      | 3   | 33%         | 0   | 0           | 0    | 0       | 8   | 8   | 6      | 2   | 2   | 0   | 0    | 0   | 5   | 1   | 27  | 12   |  |
| Team           | 24      |         |        |      |     |      |     |     |        |     |             |     |             |      |         |     |     |        |     |     |     |      |     |     |     |     |      |  |
| Totals         |         | 4825    |        | 1858 | 0   | 246  | 670 | 37% | 391    | 736 | 53%         | 338 | 418         | 81%  | 187     | 568 | 755 | 423    | 118 | 301 | 54  | 54   | 40  | 498 | 489 | -72 | 1995 |  |

### AVERAGES

|                | Gam Pla | Min Pla | Points |      |     | Shot |      |     | Throws |      | Field Goals |      | Free Throws |      | Rebound |      |      | Blocks |     |      | PF  |      | +/- | PE   |      |      |      |  |
|----------------|---------|---------|--------|------|-----|------|------|-----|--------|------|-------------|------|-------------|------|---------|------|------|--------|-----|------|-----|------|-----|------|------|------|------|--|
|                |         |         | Tot    | Max  | Mad | Att  | %    | Mad | Att    | %    | Mad         | Att  | %           | Off  | Def     | Tot  | Ast  | Stl    | Tov | Mad  | Rec | Dunk |     |      | Mad  | Rec  |      |  |
| Nacho Llovet   | 24      | 27      | 20     | 9.7  | 18  | 0.2  | 0.7  | 25% | 3.5    | 5.7  | 61%         | 2.3  | 2.8         | 82%  | 1.5     | 3.4  | 4.9  | 1.6    | 0.6 | 1.3  | 0.1 | 0.3  | 0   | 2.4  | 3.6  | -1   | 13.3 |  |
| V. Brodziansky | 24      | 24      | 18     | 11.4 | 27  | 0.7  | 1.6  | 41% | 3.4    | 6    | 57%         | 2.6  | 3.3         | 79%  | 1.2     | 3.8  | 5    | 0.7    | 0.8 | 1.3  | 0.6 | 0.5  | 0.4 | 2.2  | 3.7  | -0.8 | 14   |  |
| Albert Sàbat   | 24      | 22      | 15     | 5.3  | 17  | 1.3  | 3.9  | 34% | 0.3    | 0.4  | 60%         | 0.8  | 0.9         | 86%  | 0.3     | 1.4  | 1.7  | 4.5    | 0.6 | 1.3  | 0   | 0.1  | 0   | 1.8  | 1.8  | -0.1 | 7.8  |  |
| K. Vasileiadis | 21      | 25      | 17     | 15.2 | 33  | 3.3  | 8.1  | 41% | 0.6    | 1.8  | 32%         | 4    | 4.3         | 93%  | 0.1     | 2.2  | 2.3  | 2.1    | 0.6 | 1.1  | 0.1 | 0.3  | 0   | 1.5  | 2.9  | 1.1  | 14   |  |
| Kyle Singler   | 22      | 21      | 16     | 10   | 21  | 0.5  | 2.3  | 22% | 3.3    | 5.9  | 56%         | 1.9  | 2.4         | 81%  | 1.2     | 2.5  | 3.6  | 0.9    | 0.4 | 1.4  | 0.4 | 0.3  | 0.2 | 2.4  | 2.5  | -0.5 | 9    |  |
| Ben Simons     | 19      | 20      | 6      | 9.3  | 17  | 2.5  | 5.9  | 42% | 0.8    | 1.9  | 42%         | 0.2  | 0.2         | 75%  | 0.5     | 1.3  | 1.8  | 1      | 0.5 | 0.7  | 0.1 | 0.2  | 0.1 | 1.5  | 0.6  | -4.5 | 6.3  |  |
| Pepe Pozas     | 21      | 18      | 9      | 3.5  | 12  | 0.7  | 2.4  | 29% | 0.2    | 1.1  | 21%         | 0.9  | 1.1         | 70%  | 0.3     | 1.8  | 2.1  | 3.9    | 0.8 | 1    | 0.1 | 0    | 2.2 | 2    | -2.5 | 6.4  |      |  |
| Andreas Obst   | 21      | 16      | 8      | 6.8  | 20  | 1.6  | 3.6  | 45% | 0.8    | 1.8  | 45%         | 0.3  | 0.3         | 100% | 0.2     | 1.1  | 1.3  | 1      | 0.4 | 1    | 0   | 0.1  | 0   | 1.4  | 0.7  | -3.6 | 4.9  |  |
| T. Hlinason    | 24      | 14      | 9      | 4    | 12  | 0    | 0    | 0   | 1.7    | 2.9  | 59%         | 0.6  | 1.3         | 47%  | 0.8     | 2    | 2.8  | 0.3    | 0.1 | 1.3  | 0.5 | 0.4  | 0.4 | 2.3  | 0.9  | -2.2 | 2.7  |  |
| David Navarro  | 23      | 12      | 1      | 3.4  | 20  | 0.3  | 1    | 27% | 0.8    | 1.7  | 48%         | 1    | 1.1         | 88%  | 0.4     | 1.4  | 1.8  | 2      | 0.3 | 0.7  | 0   | 0.1  | 0   | 0.7  | 1.4  | -2.3 | 5.8  |  |
| Nick Spires    | 21      | 10      | 0      | 2.6  | 10  | 0    | 0.2  | 20% | 1.1    | 2    | 56%         | 0.2  | 0.5         | 45%  | 0.4     | 1.6  | 2    | 0.2    | 0   | 0.8  | 0.5 | 0    | 0.6 | 2.1  | 0.6  | -0.7 | 1.6  |  |
| M. De Zeeuw    | 13      | 11      | 1      | 3.8  | 13  | 0.4  | 1.5  | 25% | 1.1    | 2.2  | 48%         | 0.5  | 0.6         | 75%  | 0.7     | 1.3  | 2    | 0.8    | 0.2 | 1.3  | 0   | 0.2  | 0.2 | 2.2  | 1.2  | -1.8 | 1.8  |  |
| B K. Stephens  | 5       | 9       | 0      | 2.8  | 6   | 0.8  | 2.8  | 29% | 0.2    | 0.6  | 33%         | 0    | 0           | 0    | 0       | 1.6  | 1.6  | 1.2    | 0.4 | 0.4  | 0   | 0    | 0   | 1    | 0.2  | 5.4  | 2.4  |  |
| Team           | 24      |         |        |      |     |      |      |     |        |      |             |      |             |      |         |      |      |        |     |      |     |      |     |      |      |      |      |  |
| Totals         |         | 201     |        | 77.4 | 0   | 10.3 | 27.9 | 37% | 16.3   | 30.7 | 53%         | 14.1 | 17.4        | 81%  | 7.8     | 23.7 | 31.5 | 17.6   | 4.9 | 12.5 | 2.3 | 2.3  | 1.7 | 20.8 | 20.4 | -3   | 83.1 |  |

## MONTAKIT FUENLABRADA

Accumulated Stats until Round 24

### TOTALS

|                  | Gam Pla | Min Pla | Points |      |     | Shot |     |     | Throws |     | Field Goals |     | Free Throws |      | Rebound |     |     | Blocks |     |     | PF  |      | +/- | PE  |     |      |       |  |
|------------------|---------|---------|--------|------|-----|------|-----|-----|--------|-----|-------------|-----|-------------|------|---------|-----|-----|--------|-----|-----|-----|------|-----|-----|-----|------|-------|--|
|                  |         |         | Tot    | Max  | Mad | Att  | %   | Mad | Att    | %   | Mad         | Att | %           | Off  | Def     | Tot | Ast | Stl    | Tov | Mad | Rec | Dunk |     |     | Mad | Rec  |       |  |
| Francisco Cruz   | 24      | 569     | 11     | 343  | 32  | 49   | 109 | 45% | 79     | 155 | 51%         | 38  | 51          | 75%  | 9       | 42  | 51  | 59     | 18  | 54  | 1   | 6    | 0   | 60  | 48  | -115 | 251   |  |
| Tomás Bellas     | 23      | 500     | 18     | 170  | 24  | 23   | 60  | 38% | 34     | 71  | 48%         | 33  | 43          | 77%  | 6       | 35  | 41  | 52     | 22  | 18  | 0   | 3    | 0   | 52  | 52  | -139 | 180   |  |
| C. Eyenga        | 21      | 492     | 17     | 201  | 20  | 18   | 52  | 35% | 52     | 112 | 46%         | 43  | 59          | 73%  | 10      | 61  | 71  | 25     | 23  | 37  | 19  | 11   | 8   | 53  | 65  | -101 | 193   |  |
| Daniel Clark     | 24      | 449     | 15     | 150  | 12  | 27   | 82  | 33% | 31     | 54  | 57%         | 7   | 12          | 58%  | 25      | 67  | 92  | 31     | 8   | 18  | 13  | 1    | 3   | 49  | 13  | -62  | 156   |  |
| Ian O'Leary      | 23      | 422     | 8      | 108  | 17  | 4    | 28  | 14% | 42     | 70  | 60%         | 12  | 21          | 57%  | 25      | 55  | 80  | 21     | 10  | 14  | 4   | 4    | 8   | 39  | 26  | -101 | 131   |  |
| Marko Popovic    | 18      | 398     | 14     | 183  | 16  | 35   | 110 | 32% | 18     | 44  | 41%         | 42  | 47          | 89%  | 9       | 34  | 43  | 43     | 11  | 23  | 0   | 4    | 0   | 41  | 62  | -68  | 168   |  |
| Luka Rupnik      | 24      | 327     | 1      | 135  | 15  | 22   | 71  | 31% | 18     | 38  | 47%         | 33  | 41          | 80%  | 8       | 18  | 26  | 37     | 16  | 29  | 1   | 2    | 0   | 41  | 51  | -52  | 117   |  |
| Àlex Llorca      | 22      | 306     | 5      | 113  | 14  | 5    | 20  | 25% | 37     | 53  | 70%         | 24  | 33          | 73%  | 14      | 46  | 60  | 13     | 14  | 10  | 1   | 3    | 0   | 25  | 33  | -91  | 156   |  |
| Marc Garcia      | 19      | 291     | 2      | 160  | 19  | 13   | 43  | 30% | 35     | 66  | 53%         | 51  | 64          | 80%  | 17      | 25  | 42  | 8      | 10  | 12  | 0   | 6    | 0   | 20  | 57  | -39  | 165   |  |
| Chema González   | 24      | 269     | 8      | 52   | 8   | 0    | 0   | 0   | 22     | 40  | 55%         | 8   | 21          | 38%  | 35      | 20  | 55  | 6      | 5   | 13  | 6   | 2    | 8   | 55  | 21  | -69  | 44    |  |
| V. Kravtsov      | 11      | 262     | 8      | 111  | 19  | 0    | 1   | 0%  | 40     | 69  | 58%         | 31  | 45          | 69%  | 15      | 26  | 41  | 6      | 5   | 19  | 9   | 3    | 16  | 30  | 37  | -84  | 113   |  |
| EJ Rowland       | 6       | 123     | 4      | 45   | 20  | 0    | 8   | 0%  | 15     | 30  | 50%         | 15  | 15          | 100% | 4       | 12  | 16  | 26     | 4   | 14  | 0   | 1    | 0   | 8   | 17  | 0    | 62    |  |
| Jacob Round      | 1       | 2       | 0      | 0    | 0   | 0    | 1   | 0%  | 0      | 0   | 0           | 0   | 0           | 0    | 0       | 0   | 0   | 0      | 1   | 0   | 0   | 0    | 0   | 0   | 0   | -2   | 0     |  |
| B Talib Zanna    | 9       | 132     | 6      | 39   | 10  | 0    | 1   | 0%  | 14     | 33  | 42%         | 11  | 14          | 79%  | 9       | 13  | 22  | 0      | 1   | 15  | 2   | 4    | 2   | 19  | 13  | -18  | 16    |  |
| B Maurice Kemp   | 7       | 122     | 0      | 30   | 8   | 0    | 3   | 0%  | 12     | 22  | 55%         | 6   | 11          | 55%  | 11      | 12  | 23  | 7      | 3   | 3   | 4   | 1    | 4   | 16  | 13  | -7   | 42    |  |
| B Lucas Nogueira | 9       | 102     | 2      | 32   | 8   | 3    | 9   | 33% | 9      | 19  | 47%         | 5   | 7           | 71%  | 5       | 11  | 16  | 2      | 1   | 9   | 7   | 3    | 4   | 21  | 7   | -29  | 14    |  |
| B Josh Akognon   | 4       | 63      | 0      | 35   | 19  | 6    | 18  | 33% | 5      | 8   | 63%         | 7   | 8           | 88%  | 0       | 4   | 4   | 5      | 2   | 4   | 0   | 0    | 0   | 9   | 4   | -14  | 21    |  |
| B Siim-S. Vene   | 1       | 21      | 1      | 14   | 14  | 4    | 7   | 57% | 0      | 0   | 0           | 2   | 2           | 100% | 0       | 2   | 2   | 2      | 0   | 0   | 0   | 0    | 0   | 2   | 1   | 12   | 14    |  |
| Team             | 24      |         |        |      |     |      |     |     |        |     |             |     |             |      |         |     |     |        |     |     |     |      |     |     |     |      |       |  |
| Totals           |         | 4850    |        | 1921 | 0   | 209  | 623 | 34% | 463    | 884 | 52%         | 368 | 494         | 74%  | 232     | 518 | 750 | 343    | 154 | 299 | 67  | 54   | 53  | 541 | 520 | -195 | 81900 |  |

### AVERAGES

|                | Gam Pla | Min Pla | Points |      |     | Shot |     |     | Throws |     | Field Goals |     | Free Throws |     | Rebound |     |     | Blocks |     |     | PF  |      | +/- | PE  |     |      |      |
|----------------|---------|---------|--------|------|-----|------|-----|-----|--------|-----|-------------|-----|-------------|-----|---------|-----|-----|--------|-----|-----|-----|------|-----|-----|-----|------|------|
|                |         |         | Tot    | Max  | Mad | Att  | %   | Mad | Att    | %   | Mad         | Att | %           | Off | Def     | Tot | Ast | Stl    | Tov | Mad | Rec | Dunk |     |     | Mad | Rec  |      |
| Francisco Cruz | 24      | 24      | 11     | 14.3 | 32  | 2    | 4.5 | 45% | 3.3    | 6.5 | 51%         | 1.6 | 2.1         | 75% | 0.4     | 1.8 | 2.1 | 2.5    | 0.8 | 2.3 | 0   | 0.3  | 0   | 2.5 | 2   | -4.8 | 10.5 |
| Tomás Bellas   | 23      | 22      | 18     | 7.4  | 24  | 1    | 2.6 | 38% | 1.5    | 3.1 | 48%         | 1.4 | 1.9         | 77% | 0.3     | 1.5 | 1.8 | 2.3    | 1   | 0.8 | 0   | 0.1  | 0   | 2.3 | 2.3 | -6   | 7.8  |
| C. Eyenga      | 21      | 23      | 17     | 9.6  | 20  | 0.9  | 2.5 | 35% | 2.5    | 5.3 | 46%         | 2   | 2.8         | 73% | 0.5     | 2.9 | 3.4 | 1.2    | 1.1 | 1.8 | 0.9 | 0.5  | 0.4 | 2.5 | 3.1 | -4.8 | 9.2  |
|                |         |         |        |      |     |      |     |     |        |     |             |     |             |     |         |     |     |        |     |     |     |      |     |     |     |      |      |



# ACB STATS SERVICE

## MORABANC ANDORRA

Accumulated Stats until Round 24

### TOTALS

|                  | Gam | Min  | Points |      |    | 3   | Shot | Throws | Field Goals |     |      | Free Throws |     |     | Rebound |     |     | Blocks |     |     | PF  |     |     |     |      |     |      |
|------------------|-----|------|--------|------|----|-----|------|--------|-------------|-----|------|-------------|-----|-----|---------|-----|-----|--------|-----|-----|-----|-----|-----|-----|------|-----|------|
|                  |     |      | Pla    | Pla  | 5i |     |      |        | Tot         | Max | Mad  | Att         | %   | Mad | Att     | %   | Off | Def    | Tot | Ast | Stl | Tov | Mad | Rec | Dunk | Mad | Rec  |
| Dylan Ennis      | 24  | 631  | 23     | 350  | 36 | 39  | 106  | 37%    | 77          | 155 | 50%  | 79          | 101 | 78% | 23      | 52  | 75  | 65     | 21  | 43  | 5   | 16  | 6   | 50  | 85   | 2   | 325  |
| Andrew Albicy    | 23  | 562  | 23     | 184  | 19 | 35  | 101  | 35%    | 25          | 60  | 42%  | 29          | 38  | 76% | 8       | 27  | 35  | 105    | 28  | 49  | 0   | 7   | 0   | 45  | 62   | -51 | 203  |
| John Shurna      | 24  | 548  | 19     | 219  | 20 | 38  | 102  | 37%    | 39          | 68  | 57%  | 27          | 38  | 71% | 33      | 54  | 87  | 12     | 17  | 16  | 3   | 4   | 3   | 44  | 33   | 87  | 203  |
| Michele Vitali   | 24  | 513  | 9      | 204  | 18 | 35  | 103  | 34%    | 40          | 82  | 49%  | 19          | 38  | 50% | 9       | 49  | 58  | 45     | 11  | 25  | 1   | 4   | 4   | 54  | 46   | 25  | 153  |
| Rafa Luz         | 24  | 432  | 1      | 110  | 10 | 15  | 41   | 37%    | 21          | 52  | 40%  | 23          | 26  | 88% | 15      | 46  | 61  | 54     | 30  | 25  | 2   | 3   | 1   | 60  | 33   | 40  | 142  |
| Moussa Diagne    | 23  | 430  | 19     | 168  | 15 | 0   | 1    | 0%     | 50          | 89  | 56%  | 68          | 89  | 76% | 47      | 80  | 127 | 10     | 16  | 22  | 11  | 5   | 20  | 65  | 97   | 37  | 276  |
| Reggie Upshaw    | 24  | 395  | 5      | 156  | 12 | 13  | 48   | 27%    | 52          | 103 | 50%  | 13          | 21  | 62% | 33      | 67  | 100 | 10     | 11  | 13  | 8   | 8   | 14  | 49  | 16   | -93 | 137  |
| David Jelinek    | 20  | 385  | 6      | 159  | 24 | 24  | 75   | 32%    | 28          | 70  | 40%  | 31          | 38  | 82% | 12      | 44  | 56  | 28     | 10  | 23  | 1   | 5   | 1   | 40  | 38   | -3  | 124  |
| David Walker     | 11  | 258  | 10     | 111  | 17 | 10  | 35   | 29%    | 30          | 52  | 58%  | 21          | 26  | 81% | 7       | 20  | 27  | 16     | 6   | 11  | 2   | 2   | 8   | 16  | 19   | 9   | 100  |
| Jerome Jordan    | 9   | 121  | 1      | 63   | 13 | 0   | 0    |        | 18          | 36  | 50%  | 27          | 42  | 64% | 7       | 9   | 16  | 9      | 1   | 7   | 7   | 4   | 11  | 15  | 31   | -6  | 68   |
| Guillem Colom    | 9   | 51   | 0      | 19   | 11 | 5   | 12   | 42%    | 3           | 4   | 75%  | 0           | 0   |     | 1       | 6   | 7   | 6      | 1   | 3   | 0   | 0   | 0   | 7   | 1    | -15 | 16   |
| Landing Sané     | 1   | 11   | 0      | 6    | 6  | 0   | 2    | 0%     | 3           | 3   | 100% | 0           | 1   | 0%  | 1       | 2   | 3   | 0      | 0   | 0   | 1   | 0   | 1   | 2   | 1    | -6  | 6    |
| Sani Campara     | 2   | 2    | 0      | 1    | 1  | 0   | 0    |        | 0           | 0   |      | 1           | 2   | 50% | 0       | 0   | 0   | 0      | 0   | 1   | 0   | 0   | 0   | 0   | 1    | -7  | 0    |
| B Oliver Stevic  | 21  | 277  | 3      | 125  | 13 | 0   | 0    |        | 46          | 77  | 60%  | 33          | 44  | 75% | 32      | 33  | 65  | 11     | 13  | 19  | 2   | 3   | 1   | 47  | 44   | -8  | 149  |
| B S. Whittington | 12  | 173  | 1      | 116  | 17 | 10  | 28   | 36%    | 33          | 54  | 61%  | 20          | 27  | 74% | 22      | 24  | 46  | 9      | 6   | 9   | 7   | 5   | 4   | 30  | 17   | -21 | 111  |
| B L. Henton      | 2   | 11   | 0      | 2    | 2  | 0   | 1    | 0%     | 1           | 2   | 50%  | 0           | 0   |     | 0       | 1   | 1   | 1      | 0   | 0   | 0   | 0   | 0   | 2   | 0    | -5  | 0    |
| Team             | 24  |      |        | 0    | 0  | 0   | 0    |        | 0           | 0   |      | 0           | 0   |     | 30      | 35  | 65  | 0      | 0   | 18  | 0   | 0   | 0   | 2   | 0    |     | 45   |
| Totals           |     | 4800 |        | 1993 | 0  | 224 | 655  | 34%    | 466         | 907 | 51%  | 391         | 531 | 74% | 280     | 549 | 829 | 381    | 171 | 284 | 50  | 66  | 74  | 528 | 524  | -3  | 2058 |

### AVERAGES

|                  | Gam | Min | Points |      |    | 3   | Shot | Throws | Field Goals |      |      | Free Throws |      |     | Rebound |      |      | Blocks |     |      | PF  |     |     |     |      |      |      |
|------------------|-----|-----|--------|------|----|-----|------|--------|-------------|------|------|-------------|------|-----|---------|------|------|--------|-----|------|-----|-----|-----|-----|------|------|------|
|                  |     |     | Pla    | Pla  | 5i |     |      |        | Tot         | Max  | Mad  | Att         | %    | Mad | Att     | %    | Off  | Def    | Tot | Ast  | Stl | Tov | Mad | Rec | Dunk | Mad  | Rec  |
| Dylan Ennis      | 24  | 26  | 23     | 14.6 | 36 | 1.6 | 4.4  | 37%    | 3.2         | 6.5  | 50%  | 3.3         | 4.2  | 78% | 1       | 2.2  | 3.1  | 2.7    | 0.9 | 1.8  | 0.2 | 0.7 | 0.3 | 2.1 | 3.5  | 0.1  | 13.5 |
| Andrew Albicy    | 23  | 24  | 23     | 8    | 19 | 1.5 | 4.4  | 35%    | 1.1         | 2.6  | 42%  | 1.3         | 1.7  | 76% | 0.3     | 1.2  | 1.5  | 4.6    | 1.2 | 2.1  | 0   | 0.3 | 0   | 2   | 2.7  | -2.2 | 8.8  |
| John Shurna      | 24  | 23  | 19     | 9.1  | 20 | 1.6 | 4.3  | 37%    | 1.6         | 2.8  | 57%  | 1.1         | 1.6  | 71% | 1.4     | 2.3  | 3.6  | 0.5    | 0.7 | 0.7  | 0.1 | 0.2 | 0.1 | 1.8 | 1.4  | 3.6  | 8.5  |
| Michele Vitali   | 24  | 21  | 9      | 8.5  | 18 | 1.5 | 4.3  | 34%    | 1.7         | 3.4  | 49%  | 0.8         | 1.6  | 50% | 0.4     | 2.2  | 2.4  | 1.9    | 0.5 | 1    | 0   | 0.2 | 0.2 | 2.3 | 1.9  | 1    | 6.4  |
| Rafa Luz         | 24  | 18  | 1      | 4.6  | 10 | 0.6 | 1.7  | 37%    | 0.9         | 2.2  | 40%  | 1           | 1.1  | 88% | 0.6     | 1.9  | 2.5  | 2.3    | 1.3 | 1    | 0.1 | 0.1 | 0   | 2.5 | 1.4  | 1.7  | 5.9  |
| Moussa Diagne    | 23  | 19  | 19     | 7.3  | 15 | 0   | 0    |        | 2.2         | 3.9  | 56%  | 3           | 3.9  | 76% | 2       | 3.5  | 5.5  | 0.4    | 0.7 | 1    | 0.5 | 0.2 | 0.9 | 2.8 | 4.2  | 1.6  | 12   |
| Reggie Upshaw    | 24  | 16  | 5      | 6.5  | 12 | 0.5 | 2    | 27%    | 2.2         | 4.3  | 50%  | 0.5         | 0.9  | 62% | 1.4     | 2.8  | 4.2  | 0.4    | 0.5 | 0.5  | 0.3 | 0.3 | 0.6 | 2   | 0.7  | -3.9 | 5.7  |
| David Jelinek    | 20  | 19  | 6      | 8    | 24 | 1.2 | 3.8  | 32%    | 1.4         | 3.5  | 40%  | 1.6         | 1.9  | 82% | 0.6     | 2.2  | 2.8  | 1.4    | 0.5 | 1.2  | 0.1 | 0.3 | 0.1 | 2   | 1.9  | -0.2 | 6.2  |
| David Walker     | 11  | 23  | 10     | 10.1 | 17 | 0.9 | 3.2  | 29%    | 2.7         | 4.7  | 58%  | 1.9         | 2.4  | 81% | 0.6     | 1.8  | 2.5  | 1.5    | 0.5 | 1    | 0.2 | 0.2 | 0.7 | 1.5 | 1.7  | 0.8  | 9.1  |
| Jerome Jordan    | 9   | 13  | 1      | 7    | 13 | 0   | 0    |        | 2           | 4    | 50%  | 3           | 4.7  | 64% | 0.8     | 1    | 1.8  | 1      | 0.1 | 0.8  | 0.8 | 0.4 | 1.2 | 1.7 | 3.4  | -0.7 | 7.6  |
| Guillem Colom    | 9   | 6   | 0      | 2.1  | 11 | 0.6 | 1.3  | 42%    | 0.3         | 0.4  | 75%  | 0           | 0    |     | 0.1     | 0.7  | 0.8  | 0.7    | 0.1 | 0.3  | 0   | 0   | 0   | 0.8 | 0.1  | -1.7 | 1.8  |
| Landing Sané     | 1   | 11  | 0      | 6    | 6  | 0   | 2    | 0%     | 3           | 3    | 100% | 0           | 1    | 0%  | 1       | 2    | 3    | 0      | 0   | 0    | 1   | 0   | 1   | 2   | 1    | -6   | 6    |
| Sani Campara     | 2   | 1   | 0      | 0.5  | 1  | 0   | 0    |        | 0           | 0    |      | 0.5         | 1    | 50% | 0       | 0    | 0    | 0      | 0.5 | 0    | 0   | 0   | 0   | 0.5 | 0    | -3.5 | 0    |
| B Oliver Stevic  | 21  | 13  | 3      | 6    | 13 | 0   | 0    |        | 2.2         | 3.7  | 60%  | 1.6         | 2.1  | 75% | 1.5     | 1.6  | 3.1  | 0.5    | 0.6 | 0.9  | 0.1 | 0.1 | 0   | 2.2 | 2.1  | -0.4 | 7.1  |
| B S. Whittington | 12  | 14  | 1      | 9.7  | 17 | 0.8 | 2.3  | 36%    | 2.8         | 4.5  | 61%  | 1.7         | 2.3  | 74% | 1.8     | 2    | 3.8  | 0.8    | 0.5 | 0.8  | 0.6 | 0.4 | 0.3 | 2.5 | 1.4  | -1.8 | 9.3  |
| B L. Henton      | 2   | 5   | 0      | 1    | 2  | 0   | 0.5  | 0%     | 0.5         | 1    | 50%  | 0           | 0    |     | 0       | 0.5  | 0.5  | 0.5    | 0   | 0    | 0   | 0   | 0   | 1   | 0    | -2.5 | 0    |
| Team             | 24  |     |        |      |    |     |      |        |             |      |      |             |      |     | 1.3     | 1.5  | 2.7  |        |     | 0.8  |     |     | 0.1 |     |      |      | 1.9  |
| Totals           |     | 200 |        | 83   | 0  | 9.3 | 27.3 | 34%    | 19.4        | 37.8 | 51%  | 16.3        | 22.1 | 74% | 11.7    | 22.9 | 34.5 | 15.9   | 7.1 | 11.8 | 2.1 | 2.8 | 3.1 | 22  | 21.8 | -0.1 | 85.8 |

## MOVISTAR ESTUDIANTES

Accumulated Stats until Round 24

### TOTALS

|                 | Gam | Min | Points |     |    | 3  | Shot | Throws | Field Goals |     |      | Free Throws |    |      | Rebound |     |     | Blocks |     |     | PF  |     |     |     |      |     |     |
|-----------------|-----|-----|--------|-----|----|----|------|--------|-------------|-----|------|-------------|----|------|---------|-----|-----|--------|-----|-----|-----|-----|-----|-----|------|-----|-----|
|                 |     |     | Pla    | Pla | 5i |    |      |        | Tot         | Max | Mad  | Att         | %  | Mad  | Att     | %   | Off | Def    | Tot | Ast | Stl | Tov | Mad | Rec | Dunk | Mad | Rec |
| Omar Cook       | 24  | 734 | 24     | 171 | 12 | 32 | 101  | 32%    | 19          | 37  | 51%  | 37          | 43 | 86%  | 4       | 58  | 62  | 148    | 32  | 39  | 1   | 2   | 0   | 62  | 50   | -31 | 268 |
| N. Caner-Medley | 23  | 642 | 22     | 166 | 18 | 17 | 53   | 32%    | 32          | 77  | 42%  | 51          | 62 | 82%  | 41      | 152 | 193 | 30     | 27  | 24  | 8   | 5   | 2   | 47  | 48   | -3  | 304 |
| Dario Brizuela  | 24  | 584 | 20     | 375 | 31 | 33 | 102  | 32%    | 100         | 170 | 59%  | 76          | 92 | 83%  | 8       | 36  | 44  | 62     | 22  | 47  | 3   | 12  | 5   | 53  | 100  | 5   | 339 |
| Gian Clavell    | 23  | 492 | 5      | 300 | 25 | 52 | 142  | 37%    | 45          | 89  | 51%  | 54          | 73 | 74%  | 13      | 40  | 53  | 17     | 11  | 31  | 5   | 6   | 3   | 66  | 59   | -46 | 189 |
| A. Gentile      | 19  | 470 | 17     | 279 | 25 | 7  | 21   | 33%    | 110         | 221 | 50%  | 38          | 57 | 67%  | 16      | 63  | 79  | 31     | 9   | 42  | 6   | 11  | 8   | 51  | 65   | -11 | 221 |
| S. Whittington  | 12  | 313 | 10     | 149 | 18 | 19 | 36   | 53%    | 31          | 65  | 48%  | 30          | 42 | 71%  | 24      | 37  | 61  | 6      | 6   | 4   | 7   | 5   | 4   | 35  | 38   | 14  | 160 |
| Ludde Hakanson  | 24  | 309 | 0      | 108 | 17 | 20 | 53   | 38%    | 17          | 40  | 43%  | 14          | 19 | 74%  | 2       | 22  | 24  | 36     | 12  | 18  | 0   | 4   | 0   | 26  | 25   | -64 | 96  |
| Edgar Vicedo    | 24  | 298 | 4      | 56  | 12 | 8  | 24   | 33%    | 4           | 6   | 67%  | 4           | 6  | 67%  | 13      | 36  | 49  | 8      | 6   | 10  | 2   | 2   | 3   | 37  | 15   | -74 | 55  |
| Victor Arteaga  | 20  | 298 | 3      | 131 | 13 | 0  | 1    | 0%     | 59          | 100 | 59%  | 13          | 19 | 68%  | 30      | 32  | 62  | 1      | 8   | 14  | 16  | 2   | 19  | 40  | 19   | -30 | 133 |
| Goran Suton     | 19  | 264 | 1      | 102 | 14 | 15 | 44   | 34%    | 23          | 38  | 61%  | 11          | 19 | 58%  | 21      | 34  | 55  | 9      | 7   | 14  | 6   | 2   | 0   | 35  | 27   | -68 | 103 |
| Adams Sola      | 19  | 29  | 0      | 7   | 3  | 1  | 3    | 33%    | 2           | 3   | 67%  | 0           | 0  |      | 1       | 0   | 1   | 1      | 1   | 1   | 0   | 0   | 0   | 6   | 1    | 8   | 1   |
| F. Lampropoulos | 6   | 24  | 0      | 6   | 6  | 0  | 0    |        | 2           | 2   | 100% | 2           | 2  | 100% | 0       | 2   | 2   | 0      | 1   | 2   | 0   |     |     |     |      |     |     |

# REAL MADRID

Accumulated Stats until Round 24

## TOTALS

|                 | Gam Pla | Min Pla | Points 3 |      |     | Shot Throws |     | Field Goals |     | Free Throws |     | Rebound |     |      | Blocks |     |     | PF  |     | +/- | PE |     |     |      |     |     |      |
|-----------------|---------|---------|----------|------|-----|-------------|-----|-------------|-----|-------------|-----|---------|-----|------|--------|-----|-----|-----|-----|-----|----|-----|-----|------|-----|-----|------|
|                 |         |         | Tot      | Max  | Mad | Att         | %   | Mad         | Att | %           | Mad | Att     | %   | Off  | Def    | Tot | Ast | Stl | Tov |     |    | Mad | Rec | Dunk | Mad | Rec |      |
| Facu Campazzo   | 22      | 533     | 11       | 202  | 17  | 21          | 75  | 28%         | 35  | 76          | 46% | 69      | 79  | 87%  | 10     | 46  | 56  | 111 | 22  | 34  | 1  | 5   | 0   | 51   | 89  | 142 | 286  |
| Walter Tavares  | 22      | 442     | 19       | 165  | 14  | 0           | 0   |             | 68  | 90          | 76% | 29      | 37  | 78%  | 50     | 107 | 157 | 13  | 9   | 26  | 42 | 7   | 29  | 62   | 38  | 139 | 299  |
| Sergio Llull    | 18      | 415     | 14       | 236  | 21  | 43          | 116 | 37%         | 38  | 78          | 49% | 31      | 37  | 84%  | 2      | 40  | 42  | 60  | 13  | 37  | 0  | 4   | 0   | 26   | 40  | 112 | 205  |
| Fabien Causeur  | 21      | 352     | 16       | 138  | 17  | 18          | 45  | 40%         | 32  | 64          | 50% | 20      | 24  | 83%  | 10     | 21  | 31  | 28  | 9   | 22  | 0  | 4   | 0   | 19   | 32  | 72  | 130  |
| Rudy Fernández  | 18      | 335     | 0        | 149  | 25  | 28          | 83  | 34%         | 19  | 33          | 58% | 27      | 31  | 87%  | 15     | 24  | 39  | 33  | 20  | 20  | 0  | 0   | 1   | 24   | 30  | 130 | 154  |
| Jaycee Carroll  | 20      | 332     | 4        | 213  | 32  | 36          | 84  | 43%         | 32  | 57          | 56% | 41      | 46  | 89%  | 1      | 26  | 27  | 8   | 11  | 17  | 1  | 6   | 0   | 29   | 45  | 117 | 175  |
| Gustavo Ayón    | 17      | 325     | 5        | 122  | 20  | 0           | 0   |             | 53  | 86          | 62% | 16      | 30  | 53%  | 36     | 75  | 111 | 43  | 8   | 22  | 10 | 5   | 5   | 40   | 28  | 50  | 208  |
| A. Randolph     | 17      | 324     | 13       | 148  | 18  | 26          | 59  | 44%         | 29  | 63          | 46% | 12      | 14  | 86%  | 6      | 57  | 63  | 12  | 10  | 17  | 9  | 2   | 9   | 24   | 25  | 51  | 155  |
| Felipe Reyes    | 23      | 318     | 6        | 144  | 13  | 0           | 7   | 0%          | 50  | 86          | 58% | 44      | 55  | 80%  | 31     | 54  | 85  | 17  | 12  | 24  | 7  | 6   | 0   | 31   | 65  | 94  | 215  |
| Jeffery Taylor  | 18      | 292     | 8        | 120  | 14  | 16          | 37  | 43%         | 29  | 43          | 67% | 14      | 24  | 58%  | 7      | 23  | 30  | 13  | 8   | 13  | 4  | 5   | 6   | 29   | 20  | 17  | 103  |
| Santiago Yusta  | 17      | 277     | 10       | 104  | 17  | 14          | 37  | 38%         | 22  | 39          | 56% | 18      | 21  | 86%  | 10     | 31  | 41  | 14  | 9   | 8   | 1  | 1   | 2   | 25   | 29  | 64  | 121  |
| Trey Thompkins  | 11      | 229     | 5        | 144  | 22  | 24          | 45  | 53%         | 30  | 47          | 64% | 12      | 12  | 100% | 5      | 38  | 43  | 7   | 3   | 10  | 7  | 2   | 4   | 21   | 8   | 54  | 141  |
| Klemen Prepelic | 19      | 210     | 2        | 84   | 14  | 17          | 52  | 33%         | 5   | 12          | 42% | 23      | 31  | 74%  | 2      | 5   | 7   | 17  | 1   | 18  | 0  | 0   | 0   | 23   | 37  | 21  | 55   |
| Melwin Pantzar  | 4       | 32      | 0        | 4    | 2   | 0           | 5   | 0%          | 1   | 4           | 25% | 2       | 2   | 100% | 1      | 3   | 4   | 3   | 1   | 3   | 0  | 1   | 0   | 4    | 2   | 2   | -2   |
| Usman Garuba    | 2       | 17      | 0        | 9    | 7   | 0           | 0   |             | 4   | 5           | 80% | 1       | 1   | 100% | 2      | 6   | 8   | 0   | 1   | 2   | 3  | 0   | 1   | 3    | 1   | 5   | 16   |
| B Gabriel Deck  | 21      | 327     | 7        | 110  | 15  | 5           | 20  | 25%         | 36  | 63          | 57% | 23      | 37  | 62%  | 19     | 44  | 63  | 24  | 6   | 17  | 0  | 5   | 3   | 21   | 27  | 54  | 131  |
| B Ognjen Kuzmic | 7       | 65      | 0        | 22   | 8   | 0           | 0   |             | 7   | 15          | 47% | 8       | 10  | 80%  | 9      | 10  | 19  | 5   | 5   | 2   | 1  | 1   | 2   | 7    | 9   | 11  | 41   |
| Team            | 24      |         |          | 0    | 0   | 0           | 0   |             | 0   | 0           |     | 0       | 0   |      | 29     | 42  | 71  | 0   | 0   | 4   | 0  | 0   | 0   | 1    | 0   |     | 66   |
| Totals          |         | 4825    |          | 2114 | 0   | 248         | 665 | 37%         | 490 | 861         | 57% | 390     | 491 | 79%  | 245    | 652 | 897 | 408 | 148 | 296 | 86 | 54  | 62  | 440  | 525 | 227 | 2499 |

## AVERAGES

|                 | Gam Pla | Min Pla | Points 3 |      |     | Shot Throws |      | Field Goals |      | Free Throws |     | Rebound |      |      | Blocks |      |      | PF  |     | +/-  | PE  |     |     |      |      |     |       |
|-----------------|---------|---------|----------|------|-----|-------------|------|-------------|------|-------------|-----|---------|------|------|--------|------|------|-----|-----|------|-----|-----|-----|------|------|-----|-------|
|                 |         |         | Tot      | Max  | Mad | Att         | %    | Mad         | Att  | %           | Mad | Att     | %    | Off  | Def    | Tot  | Ast  | Stl | Tov |      |     | Mad | Rec | Dunk | Mad  | Rec |       |
| Facu Campazzo   | 22      | 24      | 11       | 9.2  | 17  | 1           | 3.4  | 28%         | 1.6  | 3.5         | 46% | 3.1     | 3.6  | 87%  | 0.5    | 2.1  | 2.5  | 5   | 1   | 1.5  | 0   | 0.2 | 0   | 2.3  | 4    | 6.5 | 13    |
| Walter Tavares  | 22      | 20      | 19       | 7.5  | 14  | 0           | 0    |             | 3.1  | 4.1         | 76% | 1.3     | 1.7  | 78%  | 2.3    | 4.9  | 7.1  | 0.6 | 0.4 | 1.2  | 1.9 | 0.3 | 1.3 | 2.8  | 1.7  | 6.3 | 13.6  |
| Sergio Llull    | 18      | 23      | 14       | 13.1 | 21  | 2.4         | 6.4  | 37%         | 2.1  | 4.3         | 49% | 1.7     | 2.1  | 84%  | 0.1    | 2.2  | 2.3  | 3.3 | 0.7 | 2.1  | 0   | 0.2 | 0   | 1.4  | 2.2  | 6.2 | 11.4  |
| Fabien Causeur  | 21      | 17      | 16       | 6.6  | 17  | 0.9         | 2.1  | 40%         | 1.5  | 3           | 50% | 1       | 1.1  | 83%  | 0.5    | 1    | 1.5  | 1.3 | 0.4 | 1    | 0   | 0.2 | 0   | 0.9  | 1.5  | 3.4 | 6.2   |
| Rudy Fernández  | 18      | 19      | 0        | 8.3  | 25  | 1.6         | 4.6  | 34%         | 1.1  | 1.8         | 58% | 1.5     | 1.7  | 87%  | 0.8    | 1.3  | 2.2  | 1.8 | 1.1 | 1.1  | 0   | 0   | 0.1 | 1.3  | 1.7  | 7.2 | 8.6   |
| Jaycee Carroll  | 20      | 17      | 4        | 10.7 | 32  | 1.8         | 4.2  | 43%         | 1.6  | 2.9         | 56% | 2.1     | 2.3  | 89%  | 0.1    | 1.3  | 1.4  | 0.4 | 0.6 | 0.9  | 0.1 | 0.3 | 0   | 1.5  | 2.3  | 5.9 | 8.8   |
| Gustavo Ayón    | 17      | 19      | 5        | 7.2  | 20  | 0           | 0    |             | 3.1  | 5.1         | 62% | 0.9     | 1.8  | 53%  | 2.1    | 4.4  | 6.5  | 2.5 | 0.5 | 1.3  | 0.6 | 0.3 | 0.3 | 2.4  | 1.6  | 2.9 | 12.2  |
| A. Randolph     | 17      | 19      | 13       | 8.7  | 18  | 1.5         | 3.5  | 44%         | 1.7  | 3.7         | 46% | 0.7     | 0.8  | 86%  | 0.4    | 3.4  | 3.7  | 0.7 | 0.6 | 1    | 0.5 | 0.1 | 0.5 | 1.4  | 1.5  | 3   | 9.1   |
| Felipe Reyes    | 23      | 14      | 6        | 6.3  | 13  | 0           | 0.3  | 0%          | 2.2  | 3.7         | 58% | 1.9     | 2.4  | 80%  | 1.3    | 2.3  | 3.7  | 0.7 | 0.5 | 1    | 0.3 | 0.3 | 0   | 1.3  | 2.8  | 4.1 | 9.3   |
| Jeffery Taylor  | 18      | 16      | 8        | 6.7  | 14  | 0.9         | 2.1  | 43%         | 1.6  | 2.4         | 67% | 0.8     | 1.3  | 58%  | 0.4    | 1.3  | 1.7  | 0.7 | 0.4 | 0.7  | 0.2 | 0.3 | 0.3 | 1.6  | 1.1  | 0.9 | 5.7   |
| Santiago Yusta  | 17      | 16      | 10       | 6.1  | 17  | 0.8         | 2.2  | 38%         | 1.3  | 2.3         | 56% | 1.1     | 1.2  | 86%  | 0.6    | 1.8  | 2.4  | 0.8 | 0.5 | 0.5  | 0.1 | 0.1 | 0.1 | 1.5  | 1.7  | 3.8 | 7.1   |
| Trey Thompkins  | 11      | 21      | 5        | 13.1 | 22  | 2.2         | 4.1  | 53%         | 2.7  | 4.3         | 64% | 1.1     | 1.1  | 100% | 0.5    | 3.5  | 3.9  | 0.6 | 0.3 | 0.9  | 0.6 | 0.2 | 0.4 | 1.9  | 0.7  | 4.9 | 12.8  |
| Klemen Prepelic | 19      | 11      | 2        | 4.4  | 14  | 0.9         | 2.7  | 33%         | 0.3  | 0.6         | 42% | 1.2     | 1.6  | 74%  | 0.1    | 1.0  | 0.4  | 0.9 | 0.1 | 0.9  | 0   | 0   | 0   | 1.2  | 1.9  | 1.1 | 2.9   |
| Melwin Pantzar  | 4       | 8       | 0        | 1    | 2   | 0           | 1.3  | 0%          | 0.3  | 1           | 25% | 0.5     | 0.5  | 100% | 0.3    | 0.8  | 1    | 0.8 | 0.3 | 0.8  | 0   | 0.3 | 0   | 1    | 0.5  | 0.5 | -0.5  |
| Usman Garuba    | 2       | 9       | 0        | 4.5  | 7   | 0           | 0    |             | 2    | 2.5         | 80% | 0.5     | 0.5  | 100% | 1      | 3    | 4    | 0   | 0.5 | 1    | 1.5 | 0   | 0.5 | 1.5  | 0.5  | 2.5 | 8     |
| B Gabriel Deck  | 21      | 16      | 7        | 5.2  | 15  | 0.2         | 1    | 25%         | 1.7  | 3           | 57% | 1.1     | 1.8  | 62%  | 0.9    | 2.1  | 3    | 1.1 | 0.3 | 0.8  | 0   | 0.2 | 0.1 | 1    | 1.3  | 2.6 | 6.2   |
| B Ognjen Kuzmic | 7       | 9       | 0        | 3.1  | 8   | 0           | 0    |             | 1    | 2.1         | 47% | 1.1     | 1.4  | 80%  | 1.3    | 1.4  | 2.7  | 0.7 | 0.7 | 0.3  | 0.1 | 0.1 | 0.3 | 1    | 1.3  | 1.6 | 5.9   |
| Team            | 24      |         |          | 0    | 0   | 0           | 0    |             | 0    | 0           |     | 0       | 0    |      | 1.2    | 1.8  | 3    |     |     | 0.2  |     |     |     |      |      |     | 2.8   |
| Totals          |         | 201     |          | 88.1 | 0   | 10.3        | 27.7 | 37%         | 20.4 | 35.9        | 57% | 16.3    | 20.5 | 79%  | 10.2   | 27.2 | 37.4 | 17  | 6.2 | 12.3 | 3.6 | 2.3 | 2.6 | 18.3 | 21.9 | 9.5 | 104.1 |

# SAN PABLO BURGOS

Accumulated Stats until Round 24

## TOTALS

|                 | Gam Pla | Min Pla | Points 3 |     |     | Shot Throws |    | Field Goals |      | Free Throws |     | Rebound |    |      | Blocks |     |     | PF  |     | +/- | PE |     |     |      |     |      |     |
|-----------------|---------|---------|----------|-----|-----|-------------|----|-------------|------|-------------|-----|---------|----|------|--------|-----|-----|-----|-----|-----|----|-----|-----|------|-----|------|-----|
|                 |         |         | Tot      | Max | Mad | Att         | %  | Mad         | Att  | %           | Mad | Att     | %  | Off  | Def    | Tot | Ast | Stl | Tov |     |    | Mad | Rec | Dunk | Mad | Rec  |     |
| Bruno Fitipaldo | 24      | 584     | 18       | 200 | 18  | 33          | 90 | 37%         | 32   | 61          | 52% | 37      | 48 | 77%  | 7      | 37  | 44  | 112 | 26  | 45  | 0  | 5   | 1   | 58   | 53  | 21   | 230 |
| Vlatko Cancar   | 24      | 571     | 17       | 252 | 24  | 26          | 79 | 33%         | 66   | 115         | 57% | 42      | 49 | 86%  | 23     | 72  | 95  | 26  | 22  | 29  | 6  | 4   | 14  | 59   | 47  | -57  | 247 |
| Goran Huskic    | 24      | 553     | 10       | 257 | 21  | 5           | 18 | 28%         | 99   | 163         | 61% | 44      | 72 | 61%  | 57     | 90  | 147 | 84  | 17  | 40  | 8  | 12  | 4   | 50   | 63  | 116  | 369 |
| Branden Frazier | 24      | 479     | 14       | 193 | 16  | 38          | 86 | 44%         | 31   | 75          | 41% | 17      | 22 | 77%  | 7      | 44  | 51  | 50  | 7   | 26  | 0  | 8   | 0   | 40   | 31  | 18   | 161 |
| Álex López      | 22      | 382     | 7        | 133 | 15  | 16          | 44 | 36%         | 23   | 39          | 59% | 39      | 55 | 71%  | 7      | 27  | 34  | 38  | 13  | 25  | 2  | 4   | 2   | 60   | 54  | -8   | 125 |
| Javier Vega     | 24      | 289     | 5        | 59  | 6   | 9           | 30 | 30%         | 12   | 24          | 50% | 8       | 8  | 100% | 17     | 28  | 45  | 6   | 6   | 7   | 1  | 0   | 3   | 27   | 11  | -106 | 61  |
| Vitor Benite    | 12      | 255     | 2        | 142 | 19  | 27          | 64 | 42%         | 22   | 48          | 46% | 17      | 22 | 77%  | 6      | 19  | 25  | 9   | 3   | 8   | 0  | 1   | 0   | 26   | 24  | 31   | 100 |
| Augusto Lima    | 11      | 186     | 5        | 72  | 12  | 0           | 0  |             | 28   | 48          | 58% | 16      | 33 | 48%  | 20     | 33  | 53  | 3   | 7   | 11  | 5  | 2   | 8   | 15   | 25  | -31  | 100 |
| D. Sutton       | 6       | 174     | 6        | 100 | 20  | 6           | 21 | 29%         | 28   | 46          | 61% | 26      | 33 | 79%  | 10     | 36  | 46  | 15  | 10  | 14  | 0  | 1   | 5   | 21   | 33  | 10   | 128 |
| Alex Barrera    | 18      | 164     | 0        | 72  | 10  | 11          | 28 | 39%         | 13</ |             |     |         |    |      |        |     |     |     |     |     |    |     |     |      |     |      |     |

# ACB STATS SERVICE

## TECNYCONTA ZARAGOZA

Accumulated Stats until Round 24

### TOTALS

|                 | Gam Pla | Min Pla | Points |      |     | Shot |     |     | Throws |      |     | Field Goals |     |     | Free Throws |     |     | Rebound |     |     | Blocks |     |      | PF  |     |     |      |
|-----------------|---------|---------|--------|------|-----|------|-----|-----|--------|------|-----|-------------|-----|-----|-------------|-----|-----|---------|-----|-----|--------|-----|------|-----|-----|-----|------|
|                 |         |         | 5i     | Tot  | Max | Mad  | Att | %   | Mad    | Att  | %   | Mad         | Att | %   | Off         | Def | Tot | Ast     | Stl | Tov | Mad    | Rec | Dunk | Mad | Rec | +/- | PE   |
| R. Seibutis     | 23      | 576     | 17     | 259  | 19  | 23   | 60  | 38% | 65     | 130  | 50% | 60          | 69  | 87% | 10          | 41  | 51  | 45      | 16  | 31  | 3      | 9   | 1    | 48  | 64  | -1  | 239  |
| Stan Okoye      | 22      | 541     | 17     | 306  | 29  | 48   | 116 | 41% | 65     | 139  | 47% | 32          | 43  | 74% | 25          | 77  | 102 | 25      | 23  | 28  | 10     | 9   | 10   | 58  | 49  | -88 | 267  |
| Bo McCalebb     | 23      | 522     | 20     | 220  | 21  | 18   | 47  | 38% | 66     | 125  | 53% | 34          | 48  | 71% | 13          | 36  | 49  | 83      | 29  | 32  | 2      | 15  | 0    | 32  | 43  | -14 | 245  |
| N. Radovic      | 24      | 501     | 21     | 218  | 17  | 3    | 28  | 11% | 91     | 155  | 59% | 27          | 38  | 71% | 37          | 81  | 118 | 15      | 18  | 31  | 12     | 7   | 1    | 74  | 42  | -28 | 211  |
| Fran Vázquez    | 22      | 478     | 19     | 161  | 15  | 0    | 3   | 0%  | 68     | 120  | 57% | 25          | 27  | 93% | 30          | 77  | 107 | 24      | 12  | 16  | 13     | 1   | 21   | 39  | 33  | -63 | 237  |
| Nacho Martín    | 23      | 443     | 3      | 153  | 16  | 16   | 53  | 30% | 39     | 73   | 53% | 27          | 33  | 82% | 20          | 53  | 73  | 22      | 7   | 14  | 2      | 5   | 1    | 40  | 43  | -86 | 164  |
| J.Berhanemeskel | 24      | 432     | 4      | 206  | 22  | 37   | 100 | 37% | 30     | 77   | 39% | 35          | 44  | 80% | 12          | 25  | 37  | 42      | 18  | 24  | 2      | 11  | 0    | 28  | 52  | -17 | 175  |
| J. Barreiro     | 22      | 371     | 7      | 99   | 15  | 13   | 39  | 33% | 21     | 53   | 40% | 18          | 28  | 64% | 21          | 57  | 78  | 8       | 11  | 27  | 5      | 6   | 0    | 42  | 32  | 22  | 90   |
| Javier Justiz   | 24      | 334     | 4      | 146  | 16  | 0    | 0   |     | 52     | 105  | 50% | 42          | 65  | 65% | 25          | 62  | 87  | 8       | 8   | 27  | 18     | 3   | 14   | 68  | 51  | 32  | 144  |
| Carlos Alocén   | 22      | 304     | 1      | 113  | 18  | 18   | 41  | 44% | 24     | 39   | 62% | 11          | 18  | 61% | 2           | 32  | 34  | 45      | 18  | 30  | 0      | 4   | 2    | 33  | 32  | -9  | 130  |
| Fabio Santana   | 21      | 201     | 6      | 54   | 8   | 6    | 29  | 21% | 15     | 23   | 65% | 6           | 11  | 55% | 3           | 11  | 14  | 35      | 8   | 13  | 0      | 2   | 0    | 19  | 20  | -66 | 61   |
| Marc Martí      | 20      | 124     | 0      | 39   | 7   | 5    | 15  | 33% | 8      | 17   | 47% | 8           | 16  | 50% | 12          | 13  | 25  | 6       | 4   | 11  | 3      | 2   | 0    | 30  | 12  | -30 | 19   |
| Jaime Pradilla  | 4       | 19      | 1      | 2    | 2   | 0    | 2   | 0%  | 1      | 7    | 14% | 0           | 0   |     | 2           | 3   | 5   | 1       | 0   | 0   | 0      | 2   | 0    | 5   | 0   | -6  | -7   |
| Ander Urdiain   | 1       | 3       | 0      | 0    | 0   | 0    | 0   |     | 0      | 0    |     | 0           | 0   |     | 0           | 1   | 1   | 0       | 0   | 2   | 0      | 0   | 0    | 0   | 0   | -4  | -1   |
| Vit Krejci      | 1       | 3       | 0      | 0    | 0   | 0    | 0   |     | 0      | 1    | 0%  | 0           | 0   |     | 0           | 0   | 0   | 0       | 0   | 0   | 0      | 0   | 0    | 0   | 0   | 3   | -1   |
| Team            | 24      |         |        | 0    | 0   | 0    | 0   |     | 0      | 0    |     | 0           | 0   |     | 43          | 45  | 88  | 0       | 0   | 10  | 0      | 0   | 0    | 2   | 0   |     | 76   |
| Totals          |         | 4850    |        | 1976 | 0   | 187  | 533 | 35% | 545    | 1064 | 51% | 325         | 440 | 74% | 255         | 614 | 869 | 359     | 172 | 296 | 70     | 76  | 50   | 518 | 473 | -71 | 2049 |

### AVERAGES

|                 | Gam Pla | Min Pla | Points |      |     | Shot |      |     | Throws |      |     | Field Goals |      |     | Free Throws |      |      | Rebound |     |      | Blocks |     |      | PF   |      |      |      |
|-----------------|---------|---------|--------|------|-----|------|------|-----|--------|------|-----|-------------|------|-----|-------------|------|------|---------|-----|------|--------|-----|------|------|------|------|------|
|                 |         |         | 5i     | Tot  | Max | Mad  | Att  | %   | Mad    | Att  | %   | Mad         | Att  | %   | Off         | Def  | Tot  | Ast     | Stl | Tov  | Mad    | Rec | Dunk | Mad  | Rec  | +/-  | PE   |
| R. Seibutis     | 23      | 25      | 17     | 11.3 | 19  | 1    | 2.6  | 38% | 2.8    | 5.7  | 50% | 2.6         | 3    | 87% | 0.4         | 1.8  | 2.2  | 2       | 0.7 | 1.3  | 0.1    | 0.4 | 0    | 2.1  | 2.8  | -0   | 10.4 |
| Stan Okoye      | 22      | 25      | 17     | 13.9 | 29  | 2.2  | 5.3  | 41% | 3      | 6.3  | 47% | 1.5         | 2    | 74% | 1.1         | 3.5  | 4.6  | 1.1     | 1   | 1.3  | 0.5    | 0.4 | 0.5  | 2.6  | 2.2  | -4   | 12.1 |
| Bo McCalebb     | 23      | 23      | 20     | 9.6  | 21  | 0.8  | 2    | 38% | 2.9    | 5.4  | 53% | 1.5         | 2.1  | 71% | 0.6         | 1.6  | 2.1  | 3.6     | 1.3 | 1.4  | 0.1    | 0.7 | 0    | 1.4  | 1.9  | -0.6 | 10.7 |
| N. Radovic      | 24      | 21      | 21     | 9.1  | 17  | 0.1  | 1.2  | 11% | 3.8    | 6.5  | 59% | 1.1         | 1.6  | 71% | 1.5         | 3.4  | 4.9  | 0.6     | 0.8 | 1.3  | 0.5    | 0.3 | 0    | 3.1  | 1.8  | -1.2 | 8.8  |
| Fran Vázquez    | 22      | 22      | 19     | 7.3  | 15  | 0    | 0.1  | 0%  | 3.1    | 5.5  | 57% | 1.1         | 1.2  | 93% | 1.4         | 3.5  | 4.9  | 1.1     | 0.5 | 0.7  | 0.6    | 0   | 1    | 1.8  | 1.5  | -2.9 | 10.8 |
| Nacho Martín    | 23      | 19      | 3      | 6.7  | 16  | 0.7  | 2.3  | 30% | 1.7    | 3.2  | 53% | 1.2         | 1.4  | 82% | 0.9         | 2.3  | 3.2  | 1       | 0.3 | 0.6  | 0.1    | 0.2 | 0    | 1.7  | 1.9  | -3.7 | 7.1  |
| J.Berhanemeskel | 24      | 18      | 4      | 8.6  | 22  | 1.5  | 4.2  | 37% | 1.3    | 3.2  | 39% | 1.5         | 1.8  | 80% | 0.5         | 1.1  | 1.5  | 1.8     | 0.8 | 1    | 0.1    | 0.5 | 0    | 1.2  | 2.2  | -0.7 | 7.3  |
| J. Barreiro     | 22      | 17      | 7      | 4.5  | 15  | 0.6  | 1.8  | 33% | 1      | 2.4  | 40% | 0.8         | 1.3  | 64% | 1           | 2.6  | 3.5  | 0.4     | 0.5 | 1.2  | 0.2    | 0.3 | 0    | 1.9  | 1.5  | 1    | 4.1  |
| Javier Justiz   | 24      | 14      | 4      | 6.1  | 16  | 0    | 0    |     | 2.2    | 4.4  | 50% | 1.8         | 2.7  | 65% | 1           | 2.6  | 3.6  | 0.3     | 0.3 | 1.1  | 0.8    | 0.1 | 0.6  | 2.8  | 2.1  | 1.3  | 6    |
| Carlos Alocén   | 22      | 14      | 1      | 5.1  | 18  | 0.8  | 1.9  | 44% | 1.1    | 1.8  | 62% | 0.5         | 0.8  | 61% | 0.1         | 1.5  | 1.5  | 2       | 0.8 | 1.4  | 0      | 0.2 | 0.1  | 1.5  | 1.5  | -0.4 | 5.9  |
| Fabio Santana   | 21      | 10      | 6      | 2.6  | 8   | 0.3  | 1.4  | 21% | 0.7    | 1.1  | 65% | 0.3         | 0.5  | 55% | 0.1         | 0.5  | 0.7  | 1.7     | 0.4 | 0.6  | 0      | 0.1 | 0    | 0.9  | 1    | -3.1 | 2.9  |
| Marc Martí      | 20      | 6       | 0      | 2    | 7   | 0.3  | 0.8  | 33% | 0.4    | 0.9  | 47% | 0.4         | 0.8  | 50% | 0.6         | 0.7  | 1.3  | 0.3     | 0.2 | 0.6  | 0.2    | 0.1 | 0    | 1.5  | 0.6  | -1.5 | 1    |
| Jaime Pradilla  | 4       | 5       | 1      | 0.5  | 2   | 0    | 0.5  | 0%  | 0.3    | 1.8  | 14% | 0           | 0    |     | 0.5         | 0.8  | 1.3  | 0.3     | 0   | 0    | 0      | 0.5 | 0    | 1.3  | 0    | -1.5 | -1.8 |
| Ander Urdiain   | 1       | 3       | 0      | 0    | 0   | 0    | 0    |     | 0      | 0    |     | 0           | 0    |     | 0           | 1    | 1    | 0       | 0   | 2    | 0      | 0   | 0    | 0    | 0    | -4   | -1   |
| Vit Krejci      | 1       | 3       | 0      | 0    | 0   | 0    | 0    |     | 0      | 1    | 0%  | 0           | 0    |     | 0           | 0    | 0    | 0       | 0   | 0    | 0      | 0   | 0    | 0    | 0    | 3    | -1   |
| Team            | 24      |         |        |      |     |      |      |     |        |      |     |             |      |     | 1.8         | 1.9  | 3.7  |         |     | 0.4  |        |     | 0.1  |      |      |      | 3.2  |
| Totals          |         | 202     |        | 82.3 | 0   | 7.8  | 22.2 | 35% | 22.7   | 44.3 | 51% | 13.5        | 18.3 | 74% | 10.6        | 25.6 | 36.2 | 15      | 7.2 | 12.3 | 2.9    | 3.2 | 2.1  | 21.6 | 19.7 | -3   | 85.4 |

## UCAM MURCIA CB

Accumulated Stats until Round 24

### TOTALS

|                | Gam Pla | Min Pla | Points |     |     | Shot |     |     | Throws |     |     | Field Goals |     |     | Free Throws |     |     | Rebound |     |     | Blocks |     |      | PF  |     |      |     |
|----------------|---------|---------|--------|-----|-----|------|-----|-----|--------|-----|-----|-------------|-----|-----|-------------|-----|-----|---------|-----|-----|--------|-----|------|-----|-----|------|-----|
|                |         |         | 5i     | Tot | Max | Mad  | Att | %   | Mad    | Att | %   | Mad         | Att | %   | Off         | Def | Tot | Ast     | Stl | Tov | Mad    | Rec | Dunk | Mad | Rec | +/-  | PE  |
| Milton Doyle   | 24      | 559     | 13     | 262 | 32  | 43   | 129 | 33% | 42     | 86  | 49% | 49          | 57  | 86% | 9           | 63  | 72  | 63      | 14  | 52  | 4      | 2   | 0    | 55  | 51  | -52  | 219 |
| Ovie Soko      | 24      | 556     | 21     | 254 | 23  | 19   | 57  | 33% | 65     | 154 | 42% | 67          | 92  | 73% | 38          | 80  | 118 | 36      | 17  | 39  | 7      | 13  | 19   | 68  | 79  | -19  | 239 |
| Sadiel Rojas   | 24      | 509     | 19     | 137 | 15  | 15   | 50  | 30% | 35     | 77  | 45% | 22          | 30  | 73% | 33          | 74  | 107 | 21      | 15  | 32  | 2      | 5   | 2    | 78  | 41  | -85  | 123 |
| Charlon Kloof  | 24      | 479     | 16     | 164 | 17  | 15   | 47  | 32% | 44     | 112 | 39% | 31          | 50  | 62% | 12          | 45  | 57  | 52      | 23  | 37  | 10     | 6   | 3    | 79  | 71  | -88  | 136 |
| Askia Booker   | 23      | 478     | 8      | 293 | 38  | 38   | 104 | 37% | 72     | 142 | 51% | 35          | 47  | 74% | 7           | 36  | 43  | 53      | 14  | 41  | 0      | 6   | 2    | 49  | 58  | -36  | 217 |
| Brad Oleson    | 24      | 469     | 12     | 134 | 15  | 32   | 81  | 40% | 14     | 25  | 56% | 10          | 14  | 71% | 9           | 34  | 43  | 37      | 15  | 14  | 4      | 3   | 0    | 34  | 22  | 3    | 140 |
| Emanuel Cate   | 24      | 328     | 1      | 112 | 15  | 0    | 0   |     | 43     | 66  | 65% | 26          | 37  | 70% | 34          | 38  | 72  | 6       | 6   | 17  | 8      | 3   | 6    | 43  | 40  | -111 | 147 |
| Damjan Rudez   | 24      | 314     | 2      | 130 | 15  | 37   | 76  | 49% | 7      | 28  | 25% | 5           | 7   | 71% | 7           | 24  | 31  | 18      | 9   | 15  | 0      | 2   | 0    | 40  | 7   | -36  | 76  |
| Alex Urtașan   | 21      | 294     | 0      | 107 | 22  | 16   | 43  | 37% | 24     | 44  | 55% | 11          | 12  | 92% | 7           | 24  | 31  | 29      | 15  | 18  | 1      | 0   | 0    | 20  | 28  | -19  | 125 |
| Luka Mitrovic  | 9       | 148     | 3      | 54  | 19  | 3    | 5   | 60% | 19     | 38  | 50% | 7           | 9   | 78% | 15          | 25  | 40  | 15      | 5   | 7   | 1      | 3   | 1    | 12  | 11  | 15   | 81  |
| Dino Radoncic  | 9       | 136     | 4      | 44  | 14  | 1    | 8   | 13% | 15     | 28  | 54% | 11          | 20  | 55% | 7           | 15  | 22  | 5       | 2   | 5   | 1      | 0   | 0    | 13  | 19  | 1    | 46  |
| Edu Durán      | 8       | 15      | 0      | 2   | 2   | 0    | 2   | 0%  | 1      | 2   | 50% | 0           | 0   |     | 0           | 1   | 1   | 1       | 0   | 3   | 0      | 0   | 0    | 1   | 0   | -6   | -3  |
| B Kevin Tumba  | 22      | 316     | 16     | 73  | 11  | 0    | 1   | 0%  | 28     | 44  | 64% | 17          | 29  | 59% | 34          | 39  | 73  | 6       | 10  | 24  | 11     | 5   | 12   | 59  | 28  | -77  | 84  |
| B Marcos Delia | 15      | 250     | 5      | 87  | 21  | 0    | 0   |     | 35     | 62  | 56% | 17          | 47  | 36% | 22          | 27  | 49  | 10      | 9   | 6   | 7      | 4   |      |     |     |      |     |

# ACB STATS SERVICE

## UNICAJA

Accumulated Stats until Round 24

### TOTALS

|                 | Gam<br>Pla | Min<br>Pla | Points |      |     | Shot |     |     | Throws |     |     | Field Goals |     |      | Free Throws |     |     | Rebound |     |     | Blocks |     |      | PF  |     |      |      |
|-----------------|------------|------------|--------|------|-----|------|-----|-----|--------|-----|-----|-------------|-----|------|-------------|-----|-----|---------|-----|-----|--------|-----|------|-----|-----|------|------|
|                 |            |            | 5i     | Tot  | Max | Mad  | Att | %   | Mad    | Att | %   | Mad         | Att | %    | Off         | Def | Tot | Ast     | Stl | Tov | Mad    | Rec | Dunk | Mad | Rec | +/-  | PE   |
| Brian Roberts   | 24         | 583        | 19     | 264  | 23  | 36   | 92  | 39% | 51     | 100 | 51% | 54          | 57  | 95%  | 8           | 35  | 43  | 89      | 13  | 42  | 1      | 10  | 0    | 38  | 52  | -60  | 264  |
| Sasu Salin      | 24         | 554        | 8      | 199  | 18  | 49   | 132 | 37% | 10     | 30  | 33% | 32          | 36  | 89%  | 15          | 38  | 53  | 29      | 11  | 21  | 0      | 5   | 0    | 43  | 58  | 0    | 174  |
| D.Milosavljevic | 24         | 497        | 19     | 134  | 15  | 15   | 52  | 29% | 37     | 61  | 61% | 15          | 20  | 75%  | 19          | 43  | 62  | 34      | 15  | 29  | 3      | 0   | 4    | 53  | 30  | 48   | 130  |
| Mathias Lessort | 24         | 483        | 15     | 216  | 15  | 0    | 0   |     | 76     | 134 | 57% | 64          | 100 | 64%  | 43          | 76  | 119 | 27      | 27  | 45  | 11     | 15  | 31   | 63  | 94  | 25   | 277  |
| Jaime Fernández | 19         | 470        | 9      | 245  | 28  | 26   | 71  | 37% | 59     | 113 | 52% | 49          | 56  | 88%  | 7           | 47  | 54  | 97      | 21  | 34  | 0      | 2   | 0    | 46  | 84  | 123  | 313  |
| G. Shermadini   | 24         | 467        | 8      | 244  | 19  | 0    | 2   | 0%  | 91     | 140 | 65% | 62          | 77  | 81%  | 38          | 82  | 120 | 14      | 13  | 41  | 10     | 4   | 19   | 43  | 80  | 9    | 327  |
| Kyle Wiltjer    | 24         | 455        | 23     | 280  | 24  | 50   | 110 | 45% | 55     | 92  | 60% | 20          | 25  | 80%  | 17          | 41  | 58  | 19      | 4   | 18  | 4      | 6   | 3    | 44  | 27  | 9    | 222  |
| Adam Waczynski  | 24         | 423        | 10     | 141  | 15  | 22   | 67  | 33% | 30     | 50  | 60% | 15          | 18  | 83%  | 11          | 33  | 44  | 26      | 8   | 17  | 0      | 4   | 0    | 43  | 31  | 74   | 118  |
| Carlos Suárez   | 16         | 335        | 0      | 118  | 19  | 15   | 42  | 36% | 18     | 30  | 60% | 37          | 47  | 79%  | 20          | 53  | 73  | 26      | 11  | 14  | 0      | 2   | 0    | 19  | 43  | 39   | 187  |
| Daniél Díez     | 22         | 316        | 4      | 110  | 14  | 20   | 56  | 36% | 22     | 34  | 65% | 6           | 7   | 86%  | 12          | 53  | 65  | 8       | 14  | 10  | 2      | 2   | 0    | 8   | 10  | -43  | 140  |
| Ryan Boartright | 8          | 114        | 3      | 58   | 17  | 11   | 25  | 44% | 9      | 19  | 47% | 7           | 8   | 88%  | 2           | 6   | 8   | 26      | 8   | 9   | 0      | 0   | 0    | 13  | 10  | -10  | 63   |
| Viny Okouo      | 5          | 19         | 1      | 5    | 2   | 0    | 0   |     | 2      | 3   | 67% | 1           | 2   | 50%  | 2           | 7   | 9   | 1       | 0   | 3   | 0      | 0   | 0    | 3   | 1   | 2    | 8    |
| Pablo Sánchez   | 1          | 2          | 0      | 0    | 0   | 0    | 0   |     | 0      | 1   | 0%  | 0           | 2   | 0%   | 0           | 0   | 0   | 1       | 0   | 1   | 0      | 0   | 0    | 0   | 1   | -4   | -2   |
| Morgan Stilma   | 1          | 1          | 0      | 0    | 0   | 0    | 0   |     | 0      | 1   | 0%  | 0           | 0   |      | 0           | 0   | 0   | 0       | 0   | 0   | 0      | 1   | 0    | 1   | 0   | 0    | -3   |
| Lucas Muñoz     | 1          | 1          | 0      | 2    | 2   | 0    | 0   |     | 0      | 0   |     | 2           | 2   | 100% | 0           | 0   | 0   | 0       | 0   | 0   | 0      | 0   | 0    | 0   | 1   | 0    | 3    |
| B Alberto Díaz  | 8          | 107        | 0      | 37   | 17  | 9    | 18  | 50% | 2      | 4   | 50% | 6           | 6   | 100% | 3           | 7   | 10  | 24      | 8   | 4   | 0      | 0   | 0    | 13  | 8   | 34   | 59   |
| Team            | 24         |            |        | 0    | 0   | 0    | 0   |     | 0      | 0   |     | 0           | 0   |      | 35          | 36  | 71  | 0       | 0   | 11  | 0      | 0   | 0    | 3   | 0   |      | 57   |
| Totals          |            | 4825       |        | 2053 | 0   | 253  | 667 | 38% | 462    | 812 | 57% | 370         | 463 | 80%  | 232         | 557 | 789 | 421     | 153 | 299 | 31     | 51  | 57   | 433 | 530 | 49.2 | 2337 |

### AVERAGES

|                 | Gam<br>Pla | Min<br>Pla | Points |      |     | Shot |      |     | Throws |      |     | Field Goals |      |      | Free Throws |      |      | Rebound |     |      | Blocks |     |      | PF  |      |      |      |
|-----------------|------------|------------|--------|------|-----|------|------|-----|--------|------|-----|-------------|------|------|-------------|------|------|---------|-----|------|--------|-----|------|-----|------|------|------|
|                 |            |            | 5i     | Tot  | Max | Mad  | Att  | %   | Mad    | Att  | %   | Mad         | Att  | %    | Off         | Def  | Tot  | Ast     | Stl | Tov  | Mad    | Rec | Dunk | Mad | Rec  | +/-  | PE   |
| Brian Roberts   | 24         | 24         | 19     | 11   | 23  | 1.5  | 3.8  | 39% | 2.1    | 4.2  | 51% | 2.3         | 2.4  | 95%  | 0.3         | 1.5  | 1.8  | 3.7     | 0.5 | 1.8  | 0      | 0.4 | 0    | 1.6 | 2.2  | -2.5 | 11   |
| Sasu Salin      | 24         | 23         | 8      | 8.3  | 18  | 2    | 5.5  | 37% | 0.4    | 1.3  | 33% | 1.3         | 1.5  | 89%  | 0.6         | 1.6  | 2.2  | 1.2     | 0.5 | 0.9  | 0      | 0.2 | 0    | 1.8 | 2.4  | 0    | 7.3  |
| D.Milosavljevic | 24         | 21         | 19     | 5.6  | 15  | 0.6  | 2.2  | 29% | 1.5    | 2.5  | 61% | 0.6         | 0.8  | 75%  | 0.8         | 1.8  | 2.6  | 1.4     | 0.6 | 1.2  | 0.1    | 0   | 0.2  | 2.2 | 1.3  | 2    | 5.4  |
| Mathias Lessort | 24         | 20         | 15     | 9    | 15  | 0    | 0    |     | 3.2    | 5.6  | 57% | 2.7         | 4.2  | 64%  | 1.8         | 3.2  | 5    | 1.1     | 1.1 | 1.9  | 0.5    | 0.6 | 1.3  | 2.6 | 3.9  | 1    | 11.5 |
| Jaime Fernández | 19         | 25         | 9      | 12.9 | 28  | 1.4  | 3.7  | 37% | 3.1    | 5.9  | 52% | 2.6         | 2.9  | 88%  | 0.4         | 2.5  | 2.8  | 5.1     | 1.1 | 1.8  | 0      | 0.1 | 0    | 2.4 | 4.4  | 6.5  | 16.5 |
| G. Shermadini   | 24         | 19         | 8      | 10.2 | 19  | 0    | 0.1  | 0%  | 3.8    | 5.8  | 65% | 2.6         | 3.2  | 81%  | 1.6         | 3.4  | 5    | 0.6     | 0.5 | 1.7  | 0.4    | 0.2 | 0.8  | 1.8 | 3.3  | 0.4  | 13.6 |
| Kyle Wiltjer    | 24         | 19         | 23     | 11.7 | 24  | 2.1  | 4.6  | 45% | 2.3    | 3.8  | 60% | 0.8         | 1    | 80%  | 0.7         | 1.7  | 2.4  | 0.8     | 0.2 | 0.8  | 0.2    | 0.3 | 0.1  | 1.8 | 1.1  | 0.4  | 9.3  |
| Adam Waczynski  | 24         | 18         | 10     | 5.9  | 15  | 0.9  | 2.8  | 33% | 1.3    | 2.1  | 60% | 0.6         | 0.8  | 83%  | 0.5         | 1.4  | 1.8  | 1.1     | 0.3 | 0.7  | 0      | 0.2 | 0    | 1.8 | 1.3  | 3.1  | 4.9  |
| Carlos Suárez   | 16         | 21         | 0      | 7.4  | 19  | 0.9  | 2.6  | 36% | 1.1    | 1.9  | 60% | 2.3         | 2.9  | 79%  | 1.3         | 3.3  | 4.6  | 1.6     | 0.7 | 0.9  | 0      | 0.1 | 0    | 1.2 | 2.7  | 2.4  | 11.7 |
| Daniél Díez     | 22         | 14         | 4      | 5    | 14  | 0.9  | 2.5  | 36% | 1      | 1.5  | 65% | 0.3         | 0.3  | 86%  | 0.5         | 2.4  | 3    | 0.4     | 0.6 | 0.5  | 0.1    | 0.1 | 0    | 0.4 | 0.5  | -2   | 6.4  |
| Ryan Boartright | 8          | 14         | 3      | 7.3  | 17  | 1.4  | 3.1  | 44% | 1.1    | 2.4  | 47% | 0.9         | 1    | 88%  | 0.3         | 0.8  | 1    | 3.3     | 1   | 1.1  | 0      | 0   | 0    | 1.6 | 1.3  | -1.3 | 7.9  |
| Viny Okouo      | 5          | 4          | 1      | 1    | 2   | 0    | 0    |     | 0.4    | 0.6  | 67% | 0.2         | 0.4  | 50%  | 0.4         | 1.4  | 1.8  | 0.2     | 0   | 0.6  | 0      | 0   | 0    | 0.6 | 0.2  | 0.4  | 1.6  |
| Pablo Sánchez   | 1          | 2          | 0      | 0    | 0   | 0    | 0    |     | 0      | 1    | 0%  | 0           | 2    | 0%   | 0           | 0    | 0    | 1       | 0   | 1    | 0      | 0   | 0    | 0   | 1    | -4   | -2   |
| Morgan Stilma   | 1          | 1          | 0      | 0    | 0   | 0    | 0    |     | 0      | 1    | 0%  | 0           | 0    |      | 0           | 0    | 0    | 0       | 0   | 0    | 0      | 1   | 0    | 1   | 0    | 0    | -3   |
| Lucas Muñoz     | 1          | 1          | 0      | 2    | 2   | 0    | 0    |     | 0      | 0    |     | 2           | 2    | 100% | 0           | 0    | 0    | 0       | 0   | 0    | 0      | 0   | 0    | 0   | 1    | 0    | 3    |
| B Alberto Díaz  | 8          | 13         | 0      | 4.6  | 17  | 1.1  | 2.3  | 50% | 0.3    | 0.5  | 50% | 0.8         | 0.8  | 100% | 0.4         | 0.9  | 1.3  | 3       | 1   | 0.5  | 0      | 0   | 0    | 1.6 | 1    | 4.3  | 7.4  |
| Team            | 24         |            |        |      |     |      |      |     |        |      |     |             |      |      | 1.5         | 1.5  | 3    |         |     | 0.5  |        |     | 0.1  |     |      |      | 2.4  |
| Totals          |            | 201        |        | 85.5 | 0   | 10.5 | 27.8 | 38% | 19.3   | 33.8 | 57% | 15.4        | 19.3 | 80%  | 9.7         | 23.2 | 32.9 | 17.5    | 6.4 | 12.5 | 1.3    | 2.1 | 2.4  | 18  | 22.1 | 2.1  | 97.4 |

## VALENCIA BASKET CLUB

Accumulated Stats until Round 24

### TOTALS

|                 | Gam<br>Pla | Min<br>Pla | Points |      |     | Shot |     |     | Throws |     |     | Field Goals |     |      | Free Throws |     |     | Rebound |     |     | Blocks |     |      | PF  |     |     |      |
|-----------------|------------|------------|--------|------|-----|------|-----|-----|--------|-----|-----|-------------|-----|------|-------------|-----|-----|---------|-----|-----|--------|-----|------|-----|-----|-----|------|
|                 |            |            | 5i     | Tot  | Max | Mad  | Att | %   | Mad    | Att | %   | Mad         | Att | %    | Off         | Def | Tot | Ast     | Stl | Tov | Mad    | Rec | Dunk | Mad | Rec | +/- | PE   |
| Will Thomas     | 24         | 595        | 19     | 258  | 25  | 14   | 39  | 36% | 80     | 135 | 59% | 56          | 69  | 81%  | 5           | 71  | 111 | 51      | 10  | 20  | 3      | 7   | 20   | 26  | 77  | 34  | 364  |
| Sam Van Rossom  | 24         | 527        | 18     | 180  | 17  | 34   | 108 | 31% | 31     | 54  | 57% | 16          | 20  | 80%  | 4           | 44  | 49  | 94      | 14  | 36  | 0      | 5   | 1    | 33  | 34  | 41  | 196  |
| Bojan Dubljevic | 21         | 495        | 16     | 271  | 21  | 27   | 69  | 39% | 75     | 131 | 57% | 40          | 55  | 73%  | 44          | 104 | 148 | 37      | 20  | 50  | 4      | 11  | 8    | 43  | 84  | 31  | 347  |
| Matt Thomas     | 24         | 491        | 8      | 278  | 27  | 51   | 107 | 48% | 47     | 83  | 57% | 31          | 35  | 89%  | 10          | 29  | 39  | 41      | 9   | 33  | 0      | 7   | 0    | 56  | 51  | 56  | 226  |
| A. Doornekamp   | 24         | 455        | 13     | 132  | 15  | 31   | 64  | 48% | 10     | 25  | 40% | 19          | 22  | 86%  | 22          | 55  | 77  | 30      | 14  | 18  | 7      | 1   | 1    | 63  | 28  | 88  | 155  |
| Alberto Abalde  | 21         | 403        | 9      | 136  | 13  | 11   | 42  | 26% | 37     | 62  | 60% | 29          | 36  | 81%  | 12          | 38  | 50  | 27      | 6   | 24  | 1      | 3   | 3    | 35  | 39  | -31 | 134  |
| Guillem Vives   | 23         | 374        | 5      | 127  | 13  | 22   | 71  | 31% | 21     | 39  | 54% | 19          | 23  | 83%  | 6           | 22  | 28  | 54      | 12  | 33  | 2      | 5   | 0    | 53  | 31  | 26  | 92   |
| Louis Labeyrie  | 22         | 347        | 4      | 128  | 13  | 10   | 26  | 38% | 42     | 59  | 71% | 14          | 24  | 58%  | 18          | 50  | 68  | 15      | 9   | 11  | 7      | 1   | 20   | 23  | 36  | 42  | 185  |
| Mike Tobey      | 22         | 328        | 5      | 156  | 16  | 6    | 25  | 24% | 60     | 108 | 56% | 18          | 24  | 75%  | 41          | 68  | 109 | 9       | 6   | 20  | 12     | 10  | 26   | 44  | 27  | 14  | 172  |
| F. San Emeterio | 16         | 273        | 8      | 116  | 16  | 14   | 43  | 33% | 19     | 40  | 48% | 36          | 42  | 86%  | 7           | 21  | 28  | 22      | 9   | 11  | 0      | 4   | 1    | 14  | 38  | -5  | 128  |
| Rafa Martínez   | 13         | 131        | 8      | 40   | 11  | 9    | 27  | 33% | 4      | 10  | 40% | 5           | 5   | 100% | 0           | 11  | 11  | 7       | 1   | 7   | 0      | 1   | 0    | 21  | 9   | -31 | 15   |
| Sergi García    | 15         | 97         | 0      | 39   | 17  | 9    | 21  | 43% | 3      | 8   | 38% | 6           | 10  | 60%  | 6           | 5   | 11  | 8       | 4   | 5   | 0      | 2   | 0    | 6   | 10  | -22 | 38   |
| Antoine Diot    | 6          | 57         | 1      | 10   | 5   | 1    | 13  | 8%  | 3      | 5   | 60% | 1           | 2   | 50%  | 1           | 3   | 4   | 14      | 7   | 4   | 0      | 0   | 0    | 9   | 7   | 18  | 14   |
| Ion Galarza     | 1          | 0          | 0      | 0    | 0   | 0    | 0   |     | 0      | 0   |     | 0           | 0   |      | 0           | 0   | 0   | 0       | 0   | 0   | 0      | 0   | 0    | 0   | 0   | 0   | 0    |
| B Joan Sastre   | 13         | 229        | 6      | 62   | 13  | 11   | 20  | 55% | 12     | 29  | 41% | 5           | 6   | 83%  | 4           | 11  | 15  | 17      | 8   | 10  | 0      | 2   | 0    | 17  | 11  | 49  | 57   |
| Team            | 24         |            |        | 0    | 0   | 0    | 0   |     | 0      | 0   |     | 0           | 0   |      | 22          | 40  | 62  | 0       | 0   | 9   | 0      | 0   | 0    | 2   | 0   |     | 51   |
| Totals          |            | 4800       |        | 1933 | 0   | 250  | 675 | 37% | 444    | 788 | 56% | 295         | 373 | 79%  | 238         | 572 | 810 | 426     | 129 | 291 | 36     | 59  | 80   | 445 | 482 | 62  | 2174 |

### AVERAGES

|             | Gam<br>Pla | Min<br>Pla | Points |      |     | Shot |     |     | Throws |       |   | Field Goals |     |   | Free Throws |     |     | Rebound |     |     | Blocks |     |      | PF  |     |     |
|-------------|------------|------------|--------|------|-----|------|-----|-----|--------|-------|---|-------------|-----|---|-------------|-----|-----|---------|-----|-----|--------|-----|------|-----|-----|-----|
|             |            |            | 5i     | Tot  | Max | Mad  | Att | %   | Mad    | Att   | % | Mad         | Att | % | Off         | Def | Tot | Ast     | Stl | Tov | Mad    | Rec | Dunk | Mad | Rec | +/- |
| Will Thomas | 24         | 25         | 19     | 10.8 | 25  | 0.6  | 1.6 | 36% | 3.3    | 5.6</ |   |             |     |   |             |     |     |         |     |     |        |     |      |     |     |     |

# NEXT ROUND



|  |          |            |              |     |
|--|----------|------------|--------------|-----|
| DIVINA SEGUROS JOVENTUT - CAFÉS CANDELAS BREO. | Saturday | 30-03-2019 | 17:00 h. GMT | -   |
| HERBALIFE GRAN CANARIA - VALENCIA BASKET CLUB  | Saturday | 30-03-2019 | 19:30 h. GMT | EC  |
| DELTECO GBC - MORABANC ANDORRA                 | Saturday | 30-03-2019 | 19:30 h. GMT | -   |
| SAN PABLO BURGOS - MONBUS OBRADOIRO            | Sunday   | 31-03-2019 | 11:30 h. GMT | -   |
| MONTAKIT FUENLABRADA - UCAM MURCIA CB          | Sunday   | 31-03-2019 | 11:30 h. GMT | -   |
| TECNYCONTA ZARAGOZA - UNICAJA                  | Sunday   | 31-03-2019 | 16:00 h. GMT | -   |
| BARÇA LASSA - BAXI MANRESA                     | Sunday   | 31-03-2019 | 16:00 h. GMT | -   |
| IBEROSTAR TENERIFE - REAL MADRID               | Sunday   | 31-03-2019 | 18:30 h. GMT | EGC |
| KIROLBET BASKONIA - MOVISTAR ESTUDIANTES       | Sunday   | 31-03-2019 | 18:30 h. GMT | -   |

EGC - Game Broadcasted Internationally (Graphics and Commentaries in English) | EC - Game Broadcasted Internationally (English Commentaries)

| ROUND 25 PRECEDENTS                            | Past Match-ups | Home wins (last one) | Road wins (last one) |
|--|----------------|----------------------|----------------------|
| KIROLBET BASKONIA - MOVISTAR ESTUDIANTES       | 51             | 34 (05/10/2017)      | 17 (12/05/2013)      |
| BARÇA LASSA - BAXI MANRESA                     | 39             | 37 (12/02/2017)      | 2 (19/10/1996)       |
| HERBALIFE GRAN CANARIA - VALENCIA BASKET CLUB  | 27             | 11 (30/05/2018)      | 16 (09/10/2016)      |
| IBEROSTAR TENERIFE - REAL MADRID               | 13             | 2 (04/03/2017)       | 11 (29/05/2018)      |
| TECNYCONTA ZARAGOZA - UNICAJA                  | 9              | 4 (20/12/2015)       | 5 (10/12/2017)       |
| DELTECO GBC - MORABANC ANDORRA                 | 3              | 2 (03/04/2016)       | 1 (09/12/2017)       |
| DIVINA SEGUROS JOVENTUT - CAFÉS CANDELAS BREO. | 22             | 19 (23/04/2006)      | 3 (23/11/2003)       |
| MONTAKIT FUENLABRADA - UCAM MURCIA CB          | 14             | 10 (07/01/2018)      | 4 (22/05/2016)       |
| SAN PABLO BURGOS - MONBUS OBRADOIRO            | 1              | 1 (01/04/2018)       | 0                    |

