

# Noticias

## ACB



AÑO XIV - 24 Marzo 2003. Dep. Comunicación ACB  
Internet : [www.acb.com](http://www.acb.com)

Nº 481

**TEMPORADA**  
**2002-2003**

**JORNADA**  
**25**

## I N D I C E

|                                       |       |
|---------------------------------------|-------|
| Jugador de la Semana .....            | 2     |
| Resultados y Clasificaciones .....    | 3     |
| Topes de la Liga .....                | 4     |
| Cuadro de resultados .....            | 5     |
| Máximos anotadores .....              | 5     |
| Clasificaciones Individuales .....    | 6-7   |
| Series de los equipos .....           | 8     |
| Clasificaciones de Equipo.....        | 8-9   |
| Fichas Partidos Jornada 25 .....      | 10-14 |
| Estadísticas acumuladas .....         | 15-19 |
| Precedentes y Próximas Jornadas ..... | 20    |

Socio Internet ACB

**21**

[www. canal 21 .com](http://www.canal21.com)

# JUGADOR DE LA SEMANA EN LA LIGA ACB

## Walter HERRMANN (J. Pardo Fuenlabrada)



Walter Herrmann ha protagonizado la actuación más destacada de la 25ª jornada al conseguir 27 puntos (7/9 de dos, 1/3 de tres y 10/10 t.l.), capturar 12 rebotes, dar 1 asistencia, recuperar 1 balón y provocar 6 faltas personales, para una valoración total de 38 puntos. Para el jugador hispano-argentino ésta es su quinta nominación como mejor **Jugador de la Semana en la Liga ACB**.

Walter Herrmann es un alero de 2,02 m., nacido el 26/06/79 en Venado Tuerto (Santa Fé, Argentina). Comenzó a jugar al baloncesto en el equipo de su ciudad natal, donde permaneció durante cuatro temporadas. En el año 2000, el Jabones Pardo Fuenlabrada lo ficha, aunque decide cederlo al Atenas de Córdoba mientras consigue el pasaporte comunitario. Allí ha permanecido hasta el pasado verano cuando se incorpora al conjunto del sur de Madrid, con el que debutó en la liga ACB en la jornada 4, el 20 de octubre, ante el Casademont Girona, logrando sólo una semana después su primera nominación como MVP.

Con el Atenas de Córdoba fue campeón de la liga argentina 2001/2002, siendo elegido como MVP de la liga y de la final. Ha sido dos veces campeón de mates en el All Star de Argentina (1999 y 2000). Además, conquistó la medalla de plata en los Goodwill Games de Brisbane '01 con la selección argentina, siendo incluido en el quinteto ideal del campeonato.

..... flashes ..... flashes ..... flashes ..... flashes .....

- **Fabricio Oberto** no sólo fue el mejor del Pamesa en el enfrentamiento con el Real Madrid (16 puntos y 5 rebotes), sino que además anotó la canasta de la victoria a falta de cuatro segundos para el final.
- En un intensísimo partido que necesitó de dos prórrogas entre DKV Joventut y Caprabo Lleida, los 28 pts y 7 reb. de **AJ Bramlett** fueron decisivos para el triunfo de su equipo.
- La defensa y la superioridad en el rebote dio el triunfo al Leche Río Breogán ante el Auna. **Devin Davis** y **Rubén Garcés**, se impusieron en esta ocasión a sus pares canarios.
- El Tau va cogiendo el ritmo de la competición tras ir recuperando lesionados. Uno de los grandes artífices de esta mejoría ha sido **Elmer Bennett** que, ante Bàsquet Manresa anotó 20 puntos y dio 7 asistencias.

## Jugador Nacional de la Semana Román MONTAÑEZ (Fórum Valladolid)



La nominación reservada para los jugadores formados en nuestro país ha sido esta jornada para **Román Montañez**. El escolta del Fórum Valladolid logró 22 puntos (6/8 T.2., 2/4 T.3., 4/5 T.L.), capturó 3 rebotes, dio 2 asistencias, recuperó 1 balón y provocó 7 faltas personales, para lograr un total de 25 p.v.


(1) p.v. = Puntos de Valoración.

Fórmula= +[Puntos+Reb.+Asist.+Rec.+FP rec.+Tap.] - [T. fallados+Pérd.+Tap. Rec.+FP]

### VALORACIONES PARA LA JORNADA 25

| JUGADOR         | VAL | Pts. | Reb. | Asi. | Rec. | Per. | FPe. | FPr. | Tap. | TaR | T3p. | T2p.  | T1p.  |
|-----------------|-----|------|------|------|------|------|------|------|------|-----|------|-------|-------|
| HERRMANN, W.    | 38  | 27   | 12   | 1    | 1    | 2    | 2    | 6    | 0    | 1   | 1/3  | 7/9   | 10/10 |
| PHILLIP, DARREN | 36  | 22   | 8    | 1    | 2    | 0    | 2    | 9    | 1    | 0   | 0/0  | 7/9   | 8/11  |
| PATTERSON, A.   | 31  | 25   | 7    | 1    | 3    | 6    | 3    | 6    | 2    | 0   | 2/2  | 7/10  | 5/6   |
| MCCASKILL, AMAL | 30  | 20   | 12   | 0    | 0    | 3    | 1    | 4    | 3    | 1   | 0/0  | 9/12  | 2/3   |
| NOCIONI, ANDRÉS | 29  | 24   | 8    | 0    | 2    | 2    | 4    | 7    | 3    | 2   | 0/1  | 8/13  | 8/9   |
| ALSTON, DERRICK | 29  | 22   | 10   | 0    | 4    | 2    | 3    | 2    | 0    | 0   | 0/0  | 9/13  | 4/4   |
| DAVIS, DEVIN    | 27  | 18   | 8    | 0    | 3    | 0    | 1    | 7    | 0    | 0   | 0/0  | 7/13  | 4/6   |
| JASEN, HERNÁN   | 27  | 18   | 4    | 2    | 4    | 2    | 3    | 5    | 0    | 0   | 3/3  | 4/5   | 1/1   |
| BRAMLETT, A.J.  | 26  | 28   | 7    | 2    | 2    | 4    | 5    | 7    | 2    | 0   | 0/0  | 12/18 | 4/11  |
| WRIGHT, MICHAEL | 26  | 20   | 10   | 0    | 3    | 3    | 3    | 5    | 0    | 0   | 0/0  | 9/13  | 2/4   |
| OBERTO, F.      | 26  | 16   | 5    | 3    | 2    | 1    | 3    | 3    | 2    | 0   | 0/0  | 8/9   | 0/0   |
| MONTAÑEZ, ROMÁN | 25  | 22   | 3    | 2    | 1    | 0    | 5    | 7    | 0    | 0   | 2/4  | 6/8   | 4/5   |
| RAMOS, SERGIO   | 25  | 23   | 2    | 1    | 2    | 1    | 5    | 8    | 0    | 0   | 5/7  | 1/2   | 6/8   |
| WILLIAMS, H.    | 24  | 20   | 7    | 2    | 2    | 2    | 4    | 3    | 2    | 1   | 0/1  | 9/13  | 2/2   |

## RANKING ACB



|                    | Total | Par | Media |
|--------------------|-------|-----|-------|
| 1 HERRMANN, W.     | 544   | 22  | 24.73 |
| 2 REYES, FELIPE    | 550   | 25  | 22.00 |
| 3 ROE, LOU         | 474   | 23  | 20.61 |
| 4 ELEY, BUD        | 487   | 25  | 19.48 |
| 5 LEWIS, LARRY     | 484   | 25  | 19.36 |
| 6 BODIROGA, DEJAN  | 411   | 22  | 18.68 |
| 7 JIMÉNEZ, CARLOS  | 446   | 24  | 18.58 |
| 8 NOCIONI, ANDRÉS  | 458   | 25  | 18.32 |
| 9 WILLIAMS, H.     | 294   | 17  | 17.29 |
| 10 DAVIS, DEVIN    | 415   | 24  | 17.29 |
| 11 OBERTO, F.      | 430   | 25  | 17.20 |
| 12 RODRÍGUEZ, JAVI | 428   | 25  | 17.12 |
| 13 SLANINA, D.     | 426   | 25  | 17.04 |
| 14 SCOTT, RICHARD  | 404   | 24  | 16.83 |
| 15 TOMASEVIC, D.   | 420   | 25  | 16.80 |
| 16 TABAK, ZAN      | 364   | 22  | 16.55 |
| 17 SOLANA, F.      | 407   | 25  | 16.28 |
| 18 GARCÉS, RUBÉN   | 401   | 25  | 16.04 |
| 19 MRSIC, VELJKO   | 288   | 18  | 16.00 |
| 20 WRIGHT, MICHAEL | 397   | 25  | 15.88 |
| 21 YEBRA, OSCAR    | 387   | 25  | 15.48 |
| 22 PHILLIP, DARREN | 387   | 25  | 15.48 |
| 23 SCOLA, LUIS     | 291   | 19  | 15.32 |
| 24 ALLEN, JEROME   | 291   | 19  | 15.32 |
| 25 GRIMAU, ROGER   | 289   | 19  | 15.21 |
| 26 PERASOVIC, V.   | 377   | 25  | 15.08 |
| 27 STRUELENS, ERIC | 376   | 25  | 15.04 |
| 28 ELSON, F.       | 371   | 25  | 14.84 |
| 29 BONNER, ANTHONY | 241   | 17  | 14.18 |
| 30 ALSTON, DERRICK | 352   | 25  | 14.08 |
| 31 DUEÑAS, ROBERTO | 349   | 25  | 13.96 |
| 32 HERREROS, A.    | 305   | 22  | 13.86 |
| 33 MARCO, CARLES   | 333   | 25  | 13.32 |
| 34 OLIVER, ALBERT  | 326   | 25  | 13.04 |
| 35 NAVARRO, J.C.   | 320   | 25  | 12.80 |
| 36 BREWER, COREY   | 293   | 23  | 12.74 |
| 37 BRAMLETT, A.J.  | 318   | 25  | 12.72 |
| 38 RAMOS, SERGIO   | 304   | 24  | 12.67 |
| 39 FUCKA, GREGOR   | 275   | 22  | 12.50 |
| 40 PRIGIONI, PABLO | 310   | 25  | 12.40 |
| 41 JUNYENT, ORIOL  | 295   | 25  | 11.80 |
| 42 HOPKINS, B.     | 245   | 21  | 11.67 |
| 43 RUFFIN, MICHAEL | 291   | 25  | 11.64 |
| 44 PATTERSON, A.   | 287   | 25  | 11.48 |
| 45 JASIKEVICIUS, S | 280   | 25  | 11.20 |
| 46 PARAÍSO, J.A.   | 245   | 22  | 11.14 |
| 47 RADULOVIC, N.   | 275   | 25  | 11.00 |
| 48 BULLOCK, LOUIS  | 271   | 25  | 10.84 |
| 49 LAVIÑA, FERRAN  | 270   | 25  | 10.80 |
| 50 OKULAJA, A.     | 243   | 23  | 10.57 |

# LIGA ACB 2002/2003 - Resultados y Clasificación



Patrocinador Oficial ACB

## MEMORIA DE ALTAS Y BAJAS

- Con fecha 21/03/2003 Leche Río Breogán da de alta en la plantilla a **Danny Lewis**.

- Con fecha 21/03/2003 F.C. Barcelona sustituye a **Anderson Varejao** por **Dejan Bodiroga**.

- Con fecha 21/03/2003 C.B. Granada sustituye al entrenador **Antonio Gómez Nieto** por **Sergio Valdeolmillos**.

## DEBUTANTES EN LA LIGA ACB

Con fecha 22/03/2003 debuta **Danny Lewis** (Leche Río Breogán).

## ASISTENCIA DE PUBLICO

JORNADA 25 (media 7.433)

|                                       |        |
|---------------------------------------|--------|
| FORUM VALLADOLID - LUCENTUM ALICANTE  | 5.000  |
| PAMESA VALENCIA - REAL MADRID         | 8.500  |
| DKV JOVENTUT - CAPRABO LLEIDA         | 5.158  |
| LECHE RIO BREOGAN - AUNA              | 5.225  |
| ADECCO ESTUDIANTES - F.C. BARCELONA   | 14.900 |
| UNICAJA - JABONES PARDO FUENLABRADA   | 8.511  |
| TAU CERAMICA - BASQUET MANRESA        | 8.300  |
| CAJA SAN FERNANDO - CASADEMONT GIRONA | 6.700  |
| C.B. GRANADA - CACERES C.B.           | 4.600  |
|                                       | <hr/>  |
|                                       | 66.894 |

## RESULTADOS LIGA ACB JORNADA 25

( 22 y 23 Marzo 2003 )

|                                       |             |
|---------------------------------------|-------------|
| FORUM VALLADOLID - LUCENTUM ALICANTE  | ( 72 - 68 ) |
| PAMESA VALENCIA - REAL MADRID         | ( 77 - 76 ) |
| DKV JOVENTUT - CAPRABO LLEIDA         | ( 95 - 97 ) |
| LECHE RIO BREOGAN - AUNA              | ( 78 - 61 ) |
| ADECCO ESTUDIANTES - F.C.BARCELONA    | ( 83 - 55 ) |
| UNICAJA - JABONES PARDO FUENLABRADA   | ( 72 - 62 ) |
| TAU CERAMICA - BASQUET MANRESA        | ( 92 - 84 ) |
| CAJA SAN FERNANDO - CASADEMONT GIRONA | ( 77 - 68 ) |
| C.B. GRANADA - CACERES CB             | ( 61 - 65 ) |

\* Partido DKV JOVENTUT - CAPRABO LLEIDA Dos Prórrogas : (18-20)

## CLASIFICACION LIGA ACB 2002-2003

| PO | EQUIPOS              | PARTIDOS |      |     | TANTOS |       |
|----|----------------------|----------|------|-----|--------|-------|
|    |                      | JUGA     | GANA | PER | FAVOR  | CONTR |
| 1  | F.C.BARCELONA        | 25       | 21   | 4   | 2.090  | 1.917 |
| 2  | PAMESA VALENCIA      | 25       | 20   | 5   | 2.091  | 1.842 |
| 3  | UNICAJA              | 25       | 18   | 7   | 1.944  | 1.842 |
| 4  | ADECCO ESTUDIANTES   | 25       | 17   | 8   | 2.091  | 1.883 |
| 5  | AUNA                 | 25       | 14   | 11  | 2.101  | 2.033 |
| 6  | LUCENTUM ALICANTE    | 25       | 14   | 11  | 2.009  | 1.944 |
| 7  | REAL MADRID          | 25       | 13   | 12  | 1.964  | 1.911 |
| 8  | DKV JOVENTUT         | 25       | 12   | 13  | 2.061  | 2.019 |
| 9  | CAJA SAN FERNANDO    | 25       | 12   | 13  | 1.998  | 1.973 |
| 10 | TAU CERAMICA         | 25       | 12   | 13  | 2.020  | 1.999 |
| 11 | BASQUET MANRESA      | 25       | 12   | 13  | 2.009  | 2.033 |
| 12 | CAPRABO LLEIDA       | 25       | 12   | 13  | 1.970  | 2.064 |
| 13 | J. PARDO FUENLABRADA | 25       | 11   | 14  | 2.064  | 2.132 |
| 14 | LECHE RIO BREOGAN    | 25       | 10   | 15  | 2.026  | 2.115 |
| 15 | CASADEMONT GIRONA    | 25       | 8    | 17  | 1.874  | 2.040 |
| 16 | CACERES CB           | 25       | 8    | 17  | 1.955  | 2.148 |
| 17 | FORUM VALLADOLID     | 25       | 7    | 18  | 1.927  | 2.049 |
| 18 | C.B. GRANADA         | 25       | 4    | 21  | 1.913  | 2.163 |



Balón Oficial ACB

# SERVICIO DE ESTADISTICAS ACB

## TOPES DE LA LIGA

| TOPES DE LA LIGA ACB      | JORNADA 25              | LOS MEJORES DE LA LIGA          |
|---------------------------|-------------------------|---------------------------------|
| <b>TOPES DE EQUIPO</b>    |                         |                                 |
| MEJOR ATAQUE              | CAPRABO LLEIDA (97)     | DKV JOVENTUT ( 115 - 09ª J)     |
| MEJOR DEFENSA             | ADECCO ESTUDIANTES (55) | F.C. BARCELONA ( 47 - 01ª J)    |
| VICTORIA CON MENOS PUNTOS | CACERES C.B. (65)       | CASADEMONT GIRONA ( 62 - 08ª J) |
| DERROTA CON MAS PUNTOS    | DKV JOVENTUT (95)       | LECHE RIO BREOGAN (111 - 12ª J) |
| CANASTAS DE DOS           | CAJA SAN FERNANDO (28)  | BASQUET MANRESA ( 35 - 08ª J)   |
| CANASTAS TRIPLES          | ADECCO ESTUDIANTES (14) | CAJA SAN FERNANDO (16 - 02ª J)  |
| TIROS LIBRES              | TAU CERAMICA (19)       | BASQUET MANRESA ( 36 - 12ª J)   |
|                           | DKV JOVENTUT (19)       |                                 |
| REBOTES                   | DKV JOVENTUT (45)       | TAU CERAMICA ( 53 - 05ª J)      |
| ASISTENCIAS               | PAMESA VALENCIA (19)    | PAMESA VALENCIA ( 30 - 14ª J)   |
| VALORACION                | CAPRABO LLEIDA (101)    | TAU CERAMICA ( 138 - 11ª J)     |
| <b>TOPES INDIVIDUALES</b> |                         |                                 |
| PUNTOS                    | BRAMLETT, AJ (28)       | BREWER, COREY ( 37 - 24ª J)     |
| CANASTAS DE DOS           | BRAMLETT, AJ (12)       | SCOLA, LUIS ( 14 - 06ª J)       |
|                           |                         | REYES, FELIPE (14 - 12ª J)      |
| CANASTAS TRIPLES          | RAMOS, SERGIO (5)       | LAVIÑA, FERRAN ( 7 - 02ª J)     |
|                           | LONCAR, NIKOLA (5)      | BEECHUM, HURL ( 7 - 14ª J)      |
|                           | BEECHUM, HURL (5)       | VAZQUEZ, PACO ( 7 - 19ª J)      |
| TIROS LIBRES              | HERRMANN, WALTER (10)   | SOLANA, FRANCESC ( 14 - 06ª J)  |
|                           |                         | SOLANA, FRANCESC ( 14 - 17ª J)  |
| REBOTES                   | HERRMANN, WALTER (12)   | ELSON, FRANCISCO ( 21 - 06ª J)  |
|                           | McCASKILL, AMAL (12)    |                                 |
| ASISTENCIAS               | DUMAS, STEPHANE (8)     | TOMASEVIC, DEJAN (13 - 14ª J)   |
| VALORACION                | HERRMANN, WALTER (38)   | ROE, LOU ( 48 - 12ª J)          |
|                           |                         | BREWER, COREY ( 48 - 24ª J)     |

## DOBLES FIGURAS


| DOBLES F. POR EQUIPOS | LIGA | J 25 |
|-----------------------|------|------|
| ADECCO ESTUDIANTES    | 176  | 4    |
| LECHE RIO BREOGAN     | 18   |      |
| DKV JOVENTUT          | 18   |      |
| J. PARDO FUENLABRADA  | 14   | 1    |
| AUNA                  | 13   |      |
| CAJA SAN FERNANDO     | 12   |      |
| TAU CERAMICA          | 10   |      |
| F.C. BARCELONA        | 10   |      |
| LUCENTUM ALICANTE     | 10   |      |
| CASADEMONT GIRONA     | 9    |      |
| FORUM VALLADOLID      | 8    | 1    |
| C.B. GRANADA          | 8    | 1    |
| CAPRABO LLEIDA        | 7    |      |
| CACERES C.B.          | 6    |      |
| PAMESA VALENCIA       | 5    |      |
| UNICAJA               | 5    |      |
| REAL MADRID           | 2    | 1    |
| BASQUET MANRESA       | 1    |      |

| CLASIFICACION GENERAL               | D.F. |
|-------------------------------------|------|
| REYES, FELIPE (Adecco Estudiantes)  | 17   |
| GARCÉS, RUBÉN (Leche Rio Breogán)   | 11   |
| HERRMANN, W. (J. Pardo Fuenlabrada) | 11   |
| ELEY, BUD (Auna)                    | 8    |
| ELSON, F. (Caja San Fernando)       | 8    |
| DUEÑAS, ROBERTO (F.C. Barcelona)    | 7    |
| ROE, LOU (Lucentum Alicante)        | 7    |
| WRIGHT, MICHAEL (C.B. Granada)      | 7    |
| DAVIS, DEVIN (Leche Rio Breogán)    | 6    |
| TABAK, ZAN (DKV Joventut)           | 6    |
| LEWIS, LARRY (Auna)                 | 5    |
| STRUELENS, ERIC (Casademont Girona) | 5    |
| MARCO, CARLES (DKV Joventut)        | 4    |
| PHILLIP, DARREN (Casademont Girona) | 4    |
| SCOLA, LUIS (Tau Cerámica)          | 4    |

| DOBLES FIGURAS JORNADA 25ª          | PUNTOS | REBOTES | ASIST. | RECUP. |
|-------------------------------------|--------|---------|--------|--------|
| WRIGHT, MICHAEL (C.B. Granada)      | 20     | 10      |        |        |
| MCCASKILL, AMAL (Forum Valladolid)  | 20     | 12      |        |        |
| ALSTON, DERRICK (Real Madrid)       | 22     | 10      |        |        |
| HERRMANN, W. (J. Pardo Fuenlabrada) | 27     | 12      |        |        |

# SERVICIO DE ESTADISTICAS ACB

## MAXIMO ANOTADOR



|                    | PTS | Par | Media |                    |     |    |       |
|--------------------|-----|-----|-------|--------------------|-----|----|-------|
| 1 HERRMANN, W.     | 483 | 22  | 21.95 | 26 GARCÉS, RUBÉN   | 332 | 25 | 13.28 |
| 2 PERASOVIC, V.    | 468 | 25  | 18.72 | 27 BRAMLETT, A.J.  | 330 | 25 | 13.20 |
| 3 LEWIS, LARRY     | 466 | 25  | 18.64 | 28 PHILLIP, DARREN | 328 | 25 | 13.12 |
| 4 SCOTT, RICHARD   | 446 | 24  | 18.58 | 29 ELLIS, TYRONE   | 325 | 25 | 13.00 |
| 5 SLANINA, D.      | 463 | 25  | 18.52 | 30 TABAK, ZAN      | 286 | 22 | 13.00 |
| 6 NOCIONI, ANDRÉS  | 453 | 25  | 18.12 | 31 ALSTON, DERRICK | 320 | 25 | 12.80 |
| 7 BODIROGA, DEJAN  | 382 | 22  | 17.36 | 32 FUCKA, GREGOR   | 279 | 22 | 12.68 |
| 8 SOLANA, F.       | 431 | 25  | 17.24 | 33 STRUELENS, ERIC | 317 | 25 | 12.68 |
| 9 REYES, FELIPE    | 416 | 25  | 16.64 | 34 ALLEN, JEROME   | 238 | 19 | 12.53 |
| 10 ELEY, BUD       | 416 | 25  | 16.64 | 35 RAMOS, SERGIO   | 297 | 24 | 12.38 |
| 11 ROE, LOU        | 364 | 23  | 15.83 | 36 JIMÉNEZ, CARLOS | 295 | 24 | 12.29 |
| 12 YEBRA, OSCAR    | 389 | 25  | 15.56 | 37 RODRÍGUEZ, JAVI | 305 | 25 | 12.20 |
| 13 WRIGHT, MICHAEL | 388 | 25  | 15.52 | 38 JASIKEVICIUS, S | 304 | 25 | 12.16 |
| 14 SCOLA, LUIS     | 293 | 19  | 15.42 | 39 PATTERSON, A.   | 301 | 25 | 12.04 |
| 15 GRIMAU, ROGER   | 284 | 19  | 14.95 | 40 MUMBRÚ, ALEX    | 251 | 21 | 11.95 |
| 16 DAVIS, DEVIN    | 357 | 24  | 14.88 | 41 JUNYENT, ORIOL  | 294 | 25 | 11.76 |
| 17 BREWER, COREY   | 339 | 23  | 14.74 | 42 LAVIÑA, FERRAN  | 292 | 25 | 11.68 |
| 18 MRSIC, VELJKO   | 262 | 18  | 14.56 | 43 RISACHER, S.    | 292 | 25 | 11.68 |
| 19 NAVARRO, J.C.   | 359 | 25  | 14.36 | 44 OLIVER, ALBERT  | 289 | 25 | 11.56 |
| 20 WILLIAMS, H.    | 242 | 17  | 14.24 | 45 TOMASEVIC, D.   | 289 | 25 | 11.56 |
| 21 BULLOCK, LOUIS  | 350 | 25  | 14.00 | 46 VÁZQUEZ, PACO   | 288 | 25 | 11.52 |
| 22 BONNER, ANTHONY | 236 | 17  | 13.88 | 47 GUROVIC, MILAN  | 244 | 22 | 11.09 |
| 23 BEECHUM, HURL   | 338 | 25  | 13.52 | 48 HOPKINS, B.     | 229 | 21 | 10.90 |
| 24 HERREROS, A.    | 295 | 22  | 13.41 | 49 PARAÍSO, J.A.   | 239 | 22 | 10.86 |
| 25 OBERTO, F.      | 334 | 25  | 13.36 | 50 MONTÁÑEZ, ROMÁN | 268 | 25 | 10.72 |



|                           | Adecco Estudiantes | Auna   | Bàsquet Manresa | C.B. Granada | Cáceres C.B. | Caja San Fernando | Caprabo Lleida | Casademont Girona | DKV Joventut | F.C. Barcelona | Fórum Valladolid | Jabones Pardo Fuenlabrada | Leche Río Breogán | Lucentum Alicante | Pamesa Valencia | Real Madrid | Tau Cerámica | Unicaja |
|---------------------------|--------------------|--------|-----------------|--------------|--------------|-------------------|----------------|-------------------|--------------|----------------|------------------|---------------------------|-------------------|-------------------|-----------------|-------------|--------------|---------|
| Adecco Estudiantes        |                    | 98-72  |                 | 93-88        |              |                   | 88-65          | 91-57             | 86-77        | 83-55          |                  | 81-90                     | 109-70            | 80-72             | 81-89           | 84-72       | 76-66        |         |
| Auna                      |                    |        | 82-57           | 99-72        | 80-63        | 83-79             |                | 85-66             | 97-94        | 92-97          |                  |                           | 98-78             | 85-67             | 79-85           | 77-66       | 80-74        | 83-81   |
| Bàsquet Manresa           | 79-72              | 92-73  |                 | 86-66        | 91-75        |                   | 81-68          | 84-57             | 101-96       | 73-71          | 90-76            | 83-82                     |                   | 88-90             |                 |             | 70-93        | 62-73   |
| C.B. Granada              |                    | 86-83  | 83-100          |              | 61-65        | 77-89             | 69-73          | 59-62             |              |                | 76-70            | 61-69                     | 93-84             | 73-80             | 66-89           | 78-87       |              | 84-91   |
| Cáceres C.B.              | 69-74              | 83-91  | 82-75           | 91-80        |              | 88-80             | 77-85          | 71-64             | 84-76        | 73-84          | 78-83            |                           |                   | 97-93             |                 | 82-92       | 78-102       |         |
| Caja San Fernando         | 85-72              |        | 104-100         |              | 79-73        |                   | 66-73          | 77-68             | 82-87        | 93-82          | 70-68            | 82-93                     |                   |                   | 77-80           | 91-74       | 89-70        |         |
| Caprabo Lleida            | 91-78              | 84-89  |                 | 88-81        | 79-82        | 78-69             |                | 80-75             | 89-115       |                | 80-61            | 88-100                    |                   | 87-83             | 64-62           |             | 66-78        | 70-77   |
| Casademont Girona         |                    | 100-96 |                 |              | 93-80        | 73-80             | 77-86          |                   |              | 74-80          |                  | 79-73                     | 86-78             | 89-83             | 75-67           | 66-83       | 87-99        | 69-81   |
| DKV Joventut              | 70-81              | 84-77  |                 | 91-82        |              |                   | 95-97          | 93-74             |              |                | 80-72            | 94-73                     | 68-59             |                   | 68-89           | 74-78       | 73-74        | 70-63   |
| F.C. Barcelona            | 80-74              |        | 89-83           | 93-78        | 99-82        | 84-70             | 94-88          | 75-62             | 81-80        |                | 84-75            | 93-47                     | 81-72             | 83-80             |                 |             | 70-62        |         |
| Fórum Valladolid          | 71-78              | 76-104 |                 | 89-71        |              | 69-85             |                | 92-90             | 92-98        |                |                  | 73-83                     | 78-67             | 72-68             |                 | 75-80       | 86-78        | 73-74   |
| Jabones Pardo Fuenlabrada | 102-112            | 111-98 | 72-65           | 107-91       | 92-79        | 91-79             |                | 84-88             |              | 71-83          |                  |                           | 90-94             | 89-82             | 73-82           | 75-101      |              | 78-95   |
| Leche Río Breogán         | 78-91              | 78-61  | 111-112         |              | 108-96       | 80-77             | 91-70          |                   | 89-77        | 70-84          | 95-90            |                           |                   | 84-73             |                 | 88-78       |              | 78-79   |
| Lucentum Alicante         | 60-67              |        | 82-51           | 105-73       |              | 84-76             |                | 79-64             | 70-85        |                | 79-77            | 87-81                     | 89-85             |                   | 82-71           | 83-70       | 70-65        | 76-70   |
| Pamesa Valencia           | 88-81              |        | 94-72           |              | 98-69        | 81-69             | 101-75         |                   | 75-67        | 87-74          | 95-72            |                           | 88-70             | 82-92             |                 | 77-76       | 78-65        | 68-69   |
| Real Madrid               | 59-84              |        | 65-54           | 84-88        | 91-58        | 59-72             | 89-66          |                   |              | 75-83          | 80-70            |                           | 77-81             |                   | 74-87           |             | 90-82        | 68-58   |
| Tau Cerámica              |                    | 94-81  | 92-84           | 95-77        |              |                   |                | 84-79             | 81-75        | 98-108         | 82-84            | 90-76                     | 81-70             |                   | 74-92           | 78-96       |              | 63-64   |
| Unicaja                   | 78-77              | 68-56  | 85-76           |              | 98-77        | 83-78             | 86-80          |                   | 73-74        | 75-83          | 84-83            | 72-62                     | 89-68             |                   | 78-86           |             |              |         |

# SERVICIO DE ESTADISTICAS ACB

## ESTADISTICAS INDIVIDUALES

### << MINUTOS JUGADOS >>

|                 | TOT    | Par | Media |
|-----------------|--------|-----|-------|
| HERRMANN, W.    | 827:12 | 22  | 38:36 |
| SOLANA, F.      | 920:24 | 25  | 37:49 |
| BONNER, ANTHONY | 590:17 | 17  | 35:43 |
| SLANINA, D.     | 863:43 | 25  | 35:31 |
| MRSIC, VELJKO   | 609:19 | 18  | 34:51 |
| PERASOVIC, V.   | 842:51 | 25  | 34:40 |
| ROE, LOU        | 771:33 | 23  | 34:30 |
| JOHNSON, SYDNEY | 795:52 | 24  | 33:07 |
| ALLEN, JEROME   | 628:43 | 19  | 33:02 |
| HERNÁNDEZ, B.   | 821:36 | 25  | 33:49 |
| NOCIONI, ANDRÉS | 815:23 | 25  | 33:37 |
| TABAK, ZAN      | 706:30 | 22  | 32:04 |
| LEWIS, LARRY    | 798:16 | 25  | 32:56 |
| YEBRA, OSCAR    | 796:05 | 25  | 32:51 |
| WRIGHT, MICHAEL | 795:57 | 25  | 32:48 |

### << MATES >>

|                 | TOT | Par | Media |
|-----------------|-----|-----|-------|
| REYES, FELIPE   | 38  | 25  | 1.52  |
| ELSON, F.       | 35  | 25  | 1.40  |
| RUFFIN, MICHAEL | 32  | 25  | 1.28  |
| DUEÑAS, ROBERTO | 31  | 25  | 1.24  |
| TABAK, ZAN      | 24  | 22  | 1.09  |
| ROE, LOU        | 25  | 23  | 1.09  |
| GARCÉS, RUBÉN   | 21  | 25  | 0.84  |
| HERRMANN, W.    | 17  | 22  | 0.77  |
| BUENO, ANTONIO  | 19  | 25  | 0.76  |
| BRAMLETT, A.J.  | 19  | 25  | 0.76  |
| STRUELENS, ERIC | 18  | 25  | 0.72  |
| JIMÉNEZ, CARLOS | 16  | 24  | 0.67  |
| ELLIS, TYRONE   | 16  | 25  | 0.64  |
| GRIFFITH, R.    | 10  | 17  | 0.59  |
| ELEY, BUD       | 14  | 25  | 0.56  |

### << REBOTES DEFENSIVOS >>

|                 | TOT | Par | Media |
|-----------------|-----|-----|-------|
| HERRMANN, W.    | 142 | 22  | 6.45  |
| GARCÉS, RUBÉN   | 142 | 25  | 5.68  |
| REYES, FELIPE   | 142 | 25  | 5.68  |
| BONNER, ANTHONY | 95  | 17  | 5.59  |
| ELEY, BUD       | 138 | 25  | 5.52  |
| DUEÑAS, ROBERTO | 137 | 25  | 5.48  |
| ELSON, F.       | 135 | 25  | 5.40  |
| NOCIONI, ANDRÉS | 132 | 25  | 5.28  |
| LEWIS, LARRY    | 131 | 25  | 5.24  |
| ROE, LOU        | 118 | 23  | 5.13  |
| RUFFIN, MICHAEL | 124 | 25  | 4.96  |
| TABAK, ZAN      | 109 | 22  | 4.95  |
| PHILLIP, DARREN | 121 | 25  | 4.84  |
| STRUELENS, ERIC | 120 | 25  | 4.80  |
| JIMÉNEZ, CARLOS | 115 | 24  | 4.79  |

### << REBOTES OFENSIVOS >>

|                 | TOT | Par | Media |
|-----------------|-----|-----|-------|
| REYES, FELIPE   | 126 | 25  | 5.04  |
| HERRMANN, W.    | 75  | 22  | 3.41  |
| WRIGHT, MICHAEL | 80  | 25  | 3.20  |
| GARCÉS, RUBÉN   | 79  | 25  | 3.16  |
| RUFFIN, MICHAEL | 78  | 25  | 3.12  |
| ROE, LOU        | 67  | 23  | 2.91  |
| ELSON, F.       | 72  | 25  | 2.88  |
| PHILLIP, DARREN | 70  | 25  | 2.80  |
| TABAK, ZAN      | 61  | 22  | 2.77  |
| BRAMLETT, A.J.  | 65  | 25  | 2.60  |
| ELEY, BUD       | 63  | 25  | 2.52  |
| TOMASEVIC, D.   | 63  | 25  | 2.52  |
| LEWIS, LARRY    | 59  | 25  | 2.36  |
| STRUELENS, ERIC | 59  | 25  | 2.36  |
| GRIFFITH, R.    | 40  | 17  | 2.35  |

### << TOTAL REBOTES >>

|                 | Def | Ofe | TOT | Par | Media |
|-----------------|-----|-----|-----|-----|-------|
| REYES, FELIPE   | 142 | 126 | 268 | 25  | 10.72 |
| HERRMANN, W.    | 142 | 75  | 217 | 22  | 9.86  |
| GARCÉS, RUBÉN   | 142 | 79  | 221 | 25  | 8.84  |
| ELSON, F.       | 135 | 72  | 207 | 25  | 8.28  |
| RUFFIN, MICHAEL | 124 | 78  | 202 | 25  | 8.08  |
| ROE, LOU        | 118 | 67  | 185 | 23  | 8.04  |
| ELEY, BUD       | 138 | 63  | 201 | 25  | 8.04  |
| TABAK, ZAN      | 109 | 61  | 170 | 22  | 7.73  |
| PHILLIP, DARREN | 121 | 70  | 191 | 25  | 7.64  |
| LEWIS, LARRY    | 131 | 59  | 190 | 25  | 7.60  |
| WRIGHT, MICHAEL | 107 | 80  | 187 | 25  | 7.48  |
| BONNER, ANTHONY | 95  | 31  | 126 | 17  | 7.41  |
| STRUELENS, ERIC | 120 | 59  | 179 | 25  | 7.16  |
| NOCIONI, ANDRÉS | 132 | 46  | 178 | 25  | 7.12  |
| DUEÑAS, ROBERTO | 137 | 37  | 174 | 25  | 6.96  |

### << REBOTEADORES ESPAÑOLES >>

|                 | Def | Ofe | TOT | Par | Media |
|-----------------|-----|-----|-----|-----|-------|
| REYES, FELIPE   | 142 | 126 | 268 | 25  | 10.72 |
| HERRMANN, W.    | 142 | 75  | 217 | 22  | 9.86  |
| DUEÑAS, ROBERTO | 137 | 37  | 174 | 25  | 6.96  |
| KORNEGAY, C.    | 112 | 58  | 170 | 25  | 6.80  |
| SCOLA, LUIS     | 85  | 41  | 126 | 19  | 6.63  |
| JIMÉNEZ, CARLOS | 115 | 43  | 158 | 24  | 6.58  |
| YEBRA, OSCAR    | 100 | 48  | 148 | 25  | 5.92  |
| JUNYENT, ORIOL  | 97  | 45  | 142 | 25  | 5.68  |
| HDEZ-SONSECA,E. | 72  | 30  | 102 | 22  | 4.64  |
| BUENO, ANTONIO  | 64  | 48  | 112 | 25  | 4.48  |
| GUILLÉN, R.     | 55  | 20  | 75  | 17  | 4.41  |
| LLORENS, JORDI  | 72  | 35  | 107 | 25  | 4.28  |
| CAZORLA, CARLOS | 82  | 19  | 101 | 24  | 4.21  |
| GARCÍA, DANI    | 66  | 30  | 96  | 24  | 4.00  |
| GUARDIA, SALVA  | 54  | 42  | 96  | 24  | 4.00  |

### << ANOTADORES ESPAÑOLES >>

|                 | PTS | Par | Media |
|-----------------|-----|-----|-------|
| HERRMANN, W.    | 483 | 22  | 21.95 |
| SOLANA, F.      | 431 | 25  | 17.24 |
| REYES, FELIPE   | 416 | 25  | 16.64 |
| YEBRA, OSCAR    | 389 | 25  | 15.56 |
| SCOLA, LUIS     | 293 | 19  | 15.42 |
| GRIMAU, ROGER   | 284 | 19  | 14.95 |
| NAVARRO, J.C.   | 359 | 25  | 14.36 |
| HERREROS, A.    | 295 | 22  | 13.41 |
| JIMÉNEZ, CARLOS | 295 | 24  | 12.29 |
| RODRÍGUEZ, JAVI | 305 | 25  | 12.20 |
| MUMBRÚ, ALEX    | 251 | 21  | 11.95 |
| JUNYENT, ORIOL  | 294 | 25  | 11.76 |
| LAVIÑA, FERRAN  | 292 | 25  | 11.68 |
| OLIVER, ALBERT  | 289 | 25  | 11.56 |
| VÁZQUEZ, PACO   | 288 | 25  | 11.52 |

### << ASISTENCIAS >>

|                 | TOT | Par | Media |
|-----------------|-----|-----|-------|
| MARCO, CARLES   | 146 | 25  | 5.84  |
| TOMASEVIC, D.   | 115 | 25  | 4.60  |
| MARTÍNEZ, G.    | 103 | 25  | 4.12  |
| RODRÍGUEZ, JAVI | 102 | 25  | 4.08  |
| SOLANA, F.      | 99  | 25  | 3.96  |
| SANTANGELO, M.  | 99  | 25  | 3.96  |
| LÓPEZ, FERRAN   | 93  | 24  | 3.88  |
| PRIGIONI, PABLO | 96  | 25  | 3.84  |
| AZOFRA, NACHO   | 92  | 25  | 3.68  |
| ALLEN, JEROME   | 69  | 19  | 3.63  |
| HERNÁNDEZ, B.   | 90  | 25  | 3.60  |
| JASIKEVICIUS, S | 88  | 25  | 3.52  |
| OLIVER, ALBERT  | 84  | 25  | 3.36  |
| JOHNSON, SYDNEY | 74  | 24  | 3.08  |
| PERASOVIC, V.   | 75  | 25  | 3.00  |



TU PRIMERA COMPAÑÍA.

Líneas Aéreas Oficiales ACB

# SERVICIO DE ESTADISTICAS ACB

## << TIROS LIBRES >>

|                 | CON | INT | %      |
|-----------------|-----|-----|--------|
| SOLANA, F.      | 152 | 176 | 86.36% |
| RODRÍGUEZ, JAVI | 141 | 175 | 80.57% |
| WRIGHT, MICHAEL | 111 | 154 | 72.08% |
| HERRMANN, W.    | 104 | 131 | 79.39% |
| PERASOVIC, V.   | 103 | 131 | 78.63% |
| REYES, FELIPE   | 98  | 162 | 60.49% |
| BULLOCK, LOUIS  | 97  | 110 | 88.18% |
| OLIVER, ALBERT  | 96  | 118 | 81.36% |
| GRIMAU, ROGER   | 94  | 114 | 82.46% |
| LEWIS, LARRY    | 92  | 135 | 68.15% |
| NOCIONI, ANDRÉS | 92  | 121 | 76.03% |
| BODIROGA, DEJAN | 90  | 112 | 80.36% |
| SLANINA, D.     | 89  | 98  | 90.82% |
| MRSIC, VELJKO   | 89  | 119 | 74.79% |
| NAVARRO, J.C.   | 88  | 116 | 75.86% |

## << % TIROS LIBRES >>

|                 | CON | INT | %      |
|-----------------|-----|-----|--------|
| VÁZQUEZ, PACO   | 50  | 55  | 90.91% |
| SLANINA, D.     | 89  | 98  | 90.82% |
| MARCO, CARLES   | 42  | 47  | 89.36% |
| ORDÍN, NACHO    | 49  | 55  | 89.09% |
| BULLOCK, LOUIS  | 97  | 110 | 88.18% |
| RADULOVIC, N.   | 52  | 59  | 88.14% |
| VICTORIANO, L.  | 44  | 50  | 88.00% |
| JASIKEVICIUS, S | 56  | 64  | 87.50% |
| ESPIL, JUAN     | 55  | 63  | 87.30% |
| LLEAL, JOFFRE   | 75  | 86  | 87.21% |
| HERREROS, A.    | 70  | 81  | 86.42% |
| SOLANA, F.      | 152 | 176 | 86.36% |
| BRABENDER, D.   | 38  | 44  | 86.36% |
| STRUELENS, ERIC | 55  | 66  | 83.33% |
| CALDERÓN, J.M.  | 40  | 48  | 83.33% |

## << RECUPERACIONES >>

|                 | TOT | Par | Media |
|-----------------|-----|-----|-------|
| PRIGIONI, PABLO | 59  | 25  | 2.36  |
| RODRÍGUEZ, JAVI | 56  | 25  | 2.24  |
| REYES, FELIPE   | 47  | 25  | 1.88  |
| WILLIAMS, H.    | 31  | 17  | 1.82  |
| SANMARTÍN, C.   | 45  | 25  | 1.80  |
| BREWER, COREY   | 40  | 23  | 1.74  |
| SCOLA, LUIS     | 32  | 19  | 1.68  |
| JASEN, HERNÁN   | 35  | 21  | 1.67  |
| SOLANA, F.      | 41  | 25  | 1.64  |
| RADULOVIC, N.   | 41  | 25  | 1.64  |
| JIMÉNEZ, CARLOS | 39  | 24  | 1.63  |
| ROE, LOU        | 36  | 23  | 1.57  |
| SERRANO, E.     | 26  | 17  | 1.53  |
| LEWIS, LARRY    | 38  | 25  | 1.52  |
| YEBRA, OSCAR    | 37  | 25  | 1.48  |

## << PERDIDAS >>

|                 | TOT | Par | Media |
|-----------------|-----|-----|-------|
| SOLANA, F.      | 92  | 25  | 3.68  |
| TOMASEVIC, D.   | 80  | 25  | 3.20  |
| SCOTT, RICHARD  | 73  | 24  | 3.04  |
| RODRÍGUEZ, JAVI | 76  | 25  | 3.04  |
| WRIGHT, MICHAEL | 74  | 25  | 2.96  |
| GRIMAU, ROGER   | 56  | 19  | 2.95  |
| DAVIS, DEVIN    | 64  | 24  | 2.67  |
| BONNER, ANTHONY | 43  | 17  | 2.53  |
| PERASOVIC, V.   | 63  | 25  | 2.52  |
| SCOLA, LUIS     | 47  | 19  | 2.47  |
| NOCIONI, ANDRÉS | 61  | 25  | 2.44  |
| LEWIS, LARRY    | 60  | 25  | 2.40  |
| LÓPEZ, FERRAN   | 57  | 24  | 2.38  |
| TABAK, ZAN      | 52  | 22  | 2.36  |
| MONTÁÑEZ, ROMÁN | 59  | 25  | 2.36  |

## << TIROS DE 2 PUNTOS >>

|                 | CON | INT | %      |
|-----------------|-----|-----|--------|
| LEWIS, LARRY    | 181 | 354 | 51.13% |
| SCOTT, RICHARD  | 181 | 315 | 57.46% |
| ELEY, BUD       | 170 | 276 | 61.59% |
| REYES, FELIPE   | 159 | 307 | 51.79% |
| OBERTO, F.      | 145 | 222 | 65.32% |
| ROE, LOU        | 140 | 248 | 56.45% |
| WRIGHT, MICHAEL | 137 | 275 | 49.82% |
| DAVIS, DEVIN    | 136 | 257 | 52.92% |
| ALSTON, DERRICK | 134 | 247 | 54.25% |
| HERRMANN, W.    | 134 | 260 | 51.54% |
| GARCÉS, RUBÉN   | 133 | 258 | 51.55% |
| BRAMLETT, A.J.  | 131 | 261 | 50.19% |
| TABAK, ZAN      | 126 | 197 | 63.96% |
| SCOLA, LUIS     | 125 | 221 | 56.56% |
| NOCIONI, ANDRÉS | 122 | 239 | 51.05% |

## << % TIROS DE 2 PUNTOS >>

|                 | CON | INT | %      |
|-----------------|-----|-----|--------|
| BODIROGA, DEJAN | 116 | 174 | 66.67% |
| OBERTO, F.      | 145 | 222 | 65.32% |
| TABAK, ZAN      | 126 | 197 | 63.96% |
| PARÁISO, J.A.   | 69  | 108 | 63.89% |
| ELSON, F.       | 112 | 178 | 62.92% |
| BASTON, MACEO   | 99  | 158 | 62.66% |
| RISACHER, S.    | 69  | 111 | 62.16% |
| ELEY, BUD       | 170 | 276 | 61.59% |
| CABEZAS, CARLOS | 52  | 85  | 61.18% |
| KAMMERICHS, F.  | 67  | 110 | 60.91% |
| LLORENS, JORDI  | 70  | 117 | 59.83% |
| BIOTA, NACHO    | 53  | 89  | 59.55% |
| THOMPSON, KEVIN | 69  | 116 | 59.48% |
| DUEÑAS, ROBERTO | 102 | 172 | 59.30% |
| HOPKINS, B.     | 94  | 161 | 58.39% |

## << TAPONES EFECTUADOS >>

|                 | TOT | Par | Media |
|-----------------|-----|-----|-------|
| WILLIAMS, H.    | 31  | 17  | 1.82  |
| RUFFIN, MICHAEL | 44  | 25  | 1.76  |
| GRIFFITH, R.    | 26  | 17  | 1.53  |
| OBERTO, F.      | 37  | 25  | 1.48  |
| PATTERSON, A.   | 35  | 25  | 1.40  |
| KORNEGAY, CHUCK | 33  | 25  | 1.32  |
| STRUELENS, ERIC | 32  | 25  | 1.28  |
| ELEY, BUD       | 32  | 25  | 1.28  |
| HDEZ-SONSECA.E. | 28  | 22  | 1.27  |
| GARCÉS, RUBÉN   | 31  | 25  | 1.24  |
| ROE, LOU        | 28  | 23  | 1.22  |
| GARCÍA, DANI    | 29  | 24  | 1.21  |
| NOCIONI, ANDRÉS | 30  | 25  | 1.20  |
| FEMERLING, P.   | 26  | 23  | 1.13  |
| WEIS, FREDERIC  | 26  | 24  | 1.08  |

## << TAPONES RECIBIDOS >>

|                 | TOT | Par | Media |
|-----------------|-----|-----|-------|
| WRIGHT, MICHAEL | 29  | 25  | 1.16  |
| LEWIS, LARRY    | 28  | 25  | 1.12  |
| SCOTT, RICHARD  | 23  | 24  | 0.96  |
| HERRMANN, W.    | 20  | 22  | 0.91  |
| REYES, FELIPE   | 20  | 25  | 0.80  |
| PHILLIP, DARREN | 20  | 25  | 0.80  |
| SCOLA, LUIS     | 14  | 19  | 0.74  |
| TOMASEVIC, D.   | 18  | 25  | 0.72  |
| PERASOVIC, V.   | 17  | 25  | 0.68  |
| SERRANO, E.     | 11  | 17  | 0.65  |
| SOLANA, F.      | 16  | 25  | 0.64  |
| NOCIONI, ANDRÉS | 16  | 25  | 0.64  |
| RUFFIN, MICHAEL | 16  | 25  | 0.64  |
| YEBRA, OSCAR    | 16  | 25  | 0.64  |
| KORNEGAY, CHUCK | 16  | 25  | 0.64  |

## << TRIPLES CONVERTIDOS >>

|                 | CON | INT | %      |
|-----------------|-----|-----|--------|
| BEECHUM, HURL   | 69  | 184 | 37.50% |
| PERASOVIC, V.   | 67  | 167 | 40.12% |
| VÁZQUEZ, PACO   | 60  | 152 | 39.47% |
| JASIKEVICIUS, S | 54  | 114 | 47.37% |
| LARRAÑAGA, JAY  | 54  | 129 | 41.86% |
| SLANINA, D.     | 54  | 109 | 49.54% |
| KLEIN, JASON    | 51  | 119 | 42.86% |
| WOOD, DAVID     | 51  | 130 | 39.23% |
| BREWER, COREY   | 50  | 145 | 34.48% |
| PÉREZ, RAÚL     | 49  | 101 | 48.51% |
| MARCO, CARLES   | 48  | 119 | 40.34% |
| MUMBRÚ, ALEX    | 48  | 113 | 42.48% |
| YEBRA, OSCAR    | 46  | 93  | 49.46% |
| ALVAREZ, BERNI  | 44  | 110 | 40.00% |
| ELLIS, TYRONE   | 43  | 135 | 31.85% |

## << % TIROS DE 3 PUNTOS >>

|                 | CON | INT | %      |
|-----------------|-----|-----|--------|
| SLANINA, D.     | 54  | 109 | 49.54% |
| YEBRA, OSCAR    | 46  | 93  | 49.46% |
| PÉREZ, RAÚL     | 49  | 101 | 48.51% |
| JASIKEVICIUS, S | 54  | 114 | 47.37% |
| SCHMIDT, CASEY  | 33  | 70  | 47.14% |
| HANSEN, MIKE    | 28  | 65  | 43.08% |
| KLEIN, JASON    | 51  | 119 | 42.86% |
| MUMBRÚ, ALEX    | 48  | 113 | 42.48% |
| PALLADINO, L.   | 43  | 102 | 42.16% |
| LARRAÑAGA, JAY  | 54  | 129 | 41.86% |
| MONTECCHIA, A.  | 36  | 87  | 41.38% |
| RADULOVIC, N.   | 37  | 90  | 41.11% |
| BIOTA, NACHO    | 36  | 88  | 40.91% |
| MARCO, CARLES   | 48  | 119 | 40.34% |
| PERASOVIC, V.   | 67  | 167 | 40.12% |

## << FALTAS PERSONALES Y TECNICAS >>

|                 | TOT | Par | Media |
|-----------------|-----|-----|-------|
| SCOTT, RICHARD  | 98  | 24  | 4.08  |
| SCOLA, LUIS     | 77  | 19  | 4.05  |
| ELEY, BUD       | 100 | 25  | 4.00  |
| WILLIAMS, H.    | 66  | 17  | 3.88  |
| SIGALAS, G.     | 89  | 23  | 3.87  |
| WOOD, DAVID     | 94  | 25  | 3.76  |
| JUNYENT, ORIOL  | 93  | 25  | 3.72  |
| ELSON, F.       | 93  | 25  | 3.72  |
| AZOFRA, NACHO   | 91  | 25  | 3.64  |
| MONTÁÑEZ, ROMÁN | 91  | 25  | 3.64  |
| TABAK, ZAN      | 78  | 22  | 3.55  |
| GRIMAU, ROGER   | 67  | 19  | 3.53  |
| SOLANA, F.      | 88  | 25  | 3.52  |
| DAVIS, DEVIN    | 84  | 24  | 3.50  |
| GRIFFITH, R.    | 59  | 17  | 3.47  |

## << FALTAS RECIBIDAS >>

|                 | TOT | Par | Media |
|-----------------|-----|-----|-------|
| RODRÍGUEZ, JAVI | 162 | 25  | 6.48  |
| MRSIC, VELJKO   | 108 | 18  | 6.00  |
| REYES, FELIPE   | 149 | 25  | 5.96  |
| SOLANA, F.      | 140 | 25  | 5.60  |
| SCOTT, RICHARD  | 134 | 24  | 5.58  |
| ROE, LOU        | 124 | 23  | 5.39  |
| GRIMAU, ROGER   | 101 | 19  | 5.32  |
| DAVIS, DEVIN    | 123 | 24  | 5.13  |
| LEWIS, LARRY    | 128 | 25  | 5.12  |
| WRIGHT, MICHAEL | 127 | 25  | 5.08  |
| HERRMANN, W.    | 109 | 22  | 4.95  |
| FUCKA, GREGOR   | 105 | 22  | 4.77  |
| PHILLIP, DARREN | 117 | 25  | 4.68  |
| OLIVER, ALBERT  | 115 | 25  | 4.60  |
| PERASOVIC, V.   | 115 | 25  | 4.60  |

# SERVICIO DE ESTADISTICAS ACB

## ESTADISTICAS DE EQUIPO

### << MEJOR ATAQUE >>

|                      | PTS  | Par | Media |
|----------------------|------|-----|-------|
| AUNA                 | 2101 | 25  | 84.04 |
| ADECCO ESTUDIANTES   | 2091 | 25  | 83.64 |
| PAMESA VALENCIA      | 2091 | 25  | 83.64 |
| F.C.BARCELONA        | 2090 | 25  | 83.60 |
| J. PARDO FUENLABRADA | 2064 | 25  | 82.56 |
| DKV JOVENTUT         | 2061 | 25  | 82.44 |
| LECHE RIO BREOGAN    | 2026 | 25  | 81.04 |
| TAU CERAMICA         | 2020 | 25  | 80.80 |
| LUCENTUM ALICANTE    | 2009 | 25  | 80.36 |
| BASQUET MANRESA      | 2009 | 25  | 80.36 |
| CAJA SAN FERNANDO    | 1998 | 25  | 79.92 |
| CAPRABO LLEIDA       | 1970 | 25  | 78.80 |
| REAL MADRID          | 1964 | 25  | 78.56 |
| CACERES C.B.         | 1955 | 25  | 78.20 |
| UNICAJA              | 1944 | 25  | 77.76 |
| FORUM VALLADOLID     | 1927 | 25  | 77.08 |
| C.B. GRANADA         | 1913 | 25  | 76.52 |
| CASADEMONT GIRONA    | 1874 | 25  | 74.96 |

### << MEJOR DEFENSA >>

|                      | PTS  | Par | Media |
|----------------------|------|-----|-------|
| PAMESA VALENCIA      | 1842 | 25  | 73.68 |
| UNICAJA              | 1842 | 25  | 73.68 |
| ADECCO ESTUDIANTES   | 1883 | 25  | 75.32 |
| REAL MADRID          | 1911 | 25  | 76.44 |
| F.C.BARCELONA        | 1917 | 25  | 76.68 |
| LUCENTUM ALICANTE    | 1944 | 25  | 77.76 |
| CAJA SAN FERNANDO    | 1973 | 25  | 78.92 |
| TAU CERAMICA         | 1999 | 25  | 79.96 |
| DKV JOVENTUT         | 2019 | 25  | 80.76 |
| BASQUET MANRESA      | 2033 | 25  | 81.32 |
| AUNA                 | 2033 | 25  | 81.32 |
| CASADEMONT GIRONA    | 2040 | 25  | 81.60 |
| FORUM VALLADOLID     | 2049 | 25  | 81.96 |
| CAPRABO LLEIDA       | 2064 | 25  | 82.56 |
| LECHE RIO BREOGAN    | 2115 | 25  | 84.60 |
| J. PARDO FUENLABRADA | 2132 | 25  | 85.28 |
| CACERES C.B.         | 2148 | 25  | 85.92 |
| C.B. GRANADA         | 2163 | 25  | 86.52 |

### << MATES >>

|                      | TOT | Par | Media |
|----------------------|-----|-----|-------|
| DKV JOVENTUT         | 98  | 25  | 3.92  |
| ADECCO ESTUDIANTES   | 76  | 25  | 3.04  |
| CAPRABO LLEIDA       | 64  | 25  | 2.56  |
| CASADEMONT GIRONA    | 53  | 25  | 2.12  |
| F.C.BARCELONA        | 51  | 25  | 2.04  |
| UNICAJA              | 47  | 25  | 1.88  |
| AUNA                 | 47  | 25  | 1.88  |
| CAJA SAN FERNANDO    | 46  | 25  | 1.84  |
| CACERES C.B.         | 43  | 25  | 1.72  |
| PAMESA VALENCIA      | 42  | 25  | 1.68  |
| LUCENTUM ALICANTE    | 41  | 25  | 1.64  |
| LECHE RIO BREOGAN    | 39  | 25  | 1.56  |
| TAU CERAMICA         | 36  | 25  | 1.44  |
| J. PARDO FUENLABRADA | 30  | 25  | 1.20  |
| FORUM VALLADOLID     | 30  | 25  | 1.20  |
| REAL MADRID          | 30  | 25  | 1.20  |
| BASQUET MANRESA      | 26  | 25  | 1.04  |
| C.B. GRANADA         | 18  | 25  | 0.72  |

### << ASISTENCIAS >>

|                      | TOT | Par | Media |
|----------------------|-----|-----|-------|
| PAMESA VALENCIA      | 410 | 25  | 16.40 |
| LUCENTUM ALICANTE    | 354 | 25  | 14.16 |
| DKV JOVENTUT         | 336 | 25  | 13.44 |
| AUNA                 | 326 | 25  | 13.04 |
| CACERES C.B.         | 313 | 25  | 12.52 |
| ADECCO ESTUDIANTES   | 310 | 25  | 12.40 |
| TAU CERAMICA         | 309 | 25  | 12.36 |
| CAJA SAN FERNANDO    | 306 | 25  | 12.24 |
| BASQUET MANRESA      | 300 | 25  | 12.00 |
| REAL MADRID          | 296 | 25  | 11.84 |
| F.C.BARCELONA        | 293 | 25  | 11.72 |
| J. PARDO FUENLABRADA | 290 | 25  | 11.60 |
| UNICAJA              | 275 | 25  | 11.00 |
| CASADEMONT GIRONA    | 275 | 25  | 11.00 |
| FORUM VALLADOLID     | 268 | 25  | 10.72 |
| CAPRABO LLEIDA       | 259 | 25  | 10.36 |
| LECHE RIO BREOGAN    | 238 | 25  | 9.52  |
| C.B. GRANADA         | 229 | 25  | 9.16  |

### << VALORACION >>

|                      | TOT  | Par | Media |
|----------------------|------|-----|-------|
| PAMESA VALENCIA      | 2342 | 25  | 93.68 |
| F.C.BARCELONA        | 2281 | 25  | 91.24 |
| ADECCO ESTUDIANTES   | 2255 | 25  | 90.20 |
| DKV JOVENTUT         | 2162 | 25  | 86.48 |
| AUNA                 | 2137 | 25  | 85.48 |
| LUCENTUM ALICANTE    | 2124 | 25  | 84.96 |
| TAU CERAMICA         | 2080 | 25  | 83.20 |
| LECHE RIO BREOGAN    | 2046 | 25  | 81.84 |
| CAJA SAN FERNANDO    | 2038 | 25  | 81.52 |
| BASQUET MANRESA      | 2027 | 25  | 81.08 |
| J. PARDO FUENLABRADA | 2008 | 25  | 80.32 |
| CASADEMONT GIRONA    | 1996 | 25  | 79.84 |
| REAL MADRID          | 1969 | 25  | 78.76 |
| CAPRABO LLEIDA       | 1964 | 25  | 78.56 |
| UNICAJA              | 1939 | 25  | 77.56 |
| FORUM VALLADOLID     | 1850 | 25  | 74.00 |
| CACERES C.B.         | 1838 | 25  | 73.52 |
| C.B. GRANADA         | 1740 | 25  | 69.60 |

## LAS SERIES DE LOS EQUIPOS

|                     | JORNADA |   |   |   |   |   |   |   |   |    |    |    |    |    |    |    |    |    |    |    |    |    |    |    |    |    |    |    |    |    |    |    |    |       | TO<br>TAL | CA<br>SA | FUE<br>RA | SERIE |    |   |
|---------------------|---------|---|---|---|---|---|---|---|---|----|----|----|----|----|----|----|----|----|----|----|----|----|----|----|----|----|----|----|----|----|----|----|----|-------|-----------|----------|-----------|-------|----|---|
|                     | 1       | 2 | 3 | 4 | 5 | 6 | 7 | 8 | 9 | 10 | 11 | 12 | 13 | 14 | 15 | 16 | 17 | 18 | 19 | 20 | 21 | 22 | 23 | 24 | 25 | 26 | 27 | 28 | 29 | 30 | 31 | 32 | 33 | 34    |           |          |           | +     | -  |   |
| ADECCO ESTUDIANTES  | v       | v | v | d | v | v | d | v | d | d  | d  | v  | v  | v  | d  | v  | d  | v  | v  | d  | v  | v  | v  | v  | v  | v  | v  | v  | v  | v  | v  | v  | v  | v     | v         | 17-8     | 10-2      | 7-6   | 5* | 3 |
| AUNA                | v       | d | v | d | v | d | v | d | v | d  | v  | d  | v  | v  | v  | v  | d  | v  | d  | v  | v  | v  | d  | v  | d  | v  | d  | v  | d  | v  | d  | v  | d  | v     | 14-11     | 11-2     | 3-9       | 4     | 2  |   |
| BASQUET MANRESA     | d       | v | d | d | v | d | v | d | d | d  | v  | v  | v  | d  | v  | d  | v  | d  | v  | v  | v  | v  | v  | v  | d  | d  | d  | d  | d  | d  | d  | d  | d  | d     | 12-13     | 10-3     | 2-10      | 3     | 3  |   |
| C.B. GRANADA        | d       | d | d | v | d | d | d | d | d | d  | d  | d  | v  | d  | d  | v  | v  | d  | d  | d  | d  | d  | d  | d  | d  | d  | d  | d  | d  | d  | d  | d  | d  | d     | 4-21      | 3-10     | 1-11      | 2     | 10 |   |
| CACERES C.B.        | d       | d | d | d | d | v | d | v | v | d  | d  | d  | d  | d  | v  | d  | d  | v  | d  | d  | d  | d  | v  | v  | v  | v  | v  | v  | v  | v  | v  | v  | v  | v     | 8-17      | 6-7      | 2-10      | 3*    | 5  |   |
| CAJA SAN FERNANDO   | d       | v | v | d | d | v | d | v | v | v  | v  | d  | v  | d  | v  | d  | d  | v  | d  | d  | v  | d  | d  | v  | d  | d  | d  | d  | d  | d  | d  | d  | d  | 12-13 | 8-4       | 4-9      | 4         | 3     |    |   |
| CAPRABO LLEIDA      | v       | v | v | v | d | d | v | d | d | d  | v  | d  | v  | d  | d  | d  | d  | d  | d  | v  | v  | v  | d  | d  | v  | v  | v  | d  | d  | v  | v  | v  | v  | 12-13 | 7-6       | 5-7      | 4         | 5     |    |   |
| CASADEMONT GIRONA   | d       | v | d | v | d | v | v | v | d | d  | d  | d  | v  | d  | v  | d  | d  | d  | d  | d  | v  | d  | d  | d  | d  | d  | d  | d  | d  | d  | d  | d  | d  | 8-17  | 6-6       | 2-11     | 3         | 5*    |    |   |
| DKV JOVENTUT        | d       | v | d | d | v | d | v | d | v | v  | d  | v  | d  | v  | v  | v  | v  | v  | v  | v  | v  | v  | v  | v  | v  | v  | v  | v  | v  | v  | v  | v  | v  | 12-13 | 7-5       | 5-8      | 3         | 2*    |    |   |
| F.C. BARCELONA      | v       | d | v | v | d | v | v | v | v | v  | d  | v  | v  | v  | v  | v  | v  | v  | v  | v  | v  | v  | v  | v  | v  | v  | v  | v  | v  | v  | v  | v  | v  | 21-4  | 13-0      | 8-4      | 12        | 1*    |    |   |
| FORUM VALLADOLID    | v       | d | v | d | d | d | d | d | d | d  | d  | d  | d  | d  | v  | v  | v  | v  | d  | d  | v  | v  | d  | d  | v  | d  | v  | d  | v  | d  | v  | d  | v  | 7-18  | 5-7       | 2-11     | 2         | 12    |    |   |
| J.PARDO FUENLABRADA | d       | v | v | d | v | v | v | d | v | d  | d  | v  | d  | v  | v  | d  | d  | d  | v  | d  | d  | d  | v  | v  | d  | d  | v  | v  | d  | d  | v  | d  | d  | 11-14 | 6-7       | 5-7      | 3         | 4     |    |   |
| LECHE RIO BREOGAN   | d       | d | d | v | d | v | v | v | d | v  | d  | d  | v  | d  | v  | d  | d  | d  | d  | d  | v  | d  | v  | d  | d  | d  | v  | d  | v  | d  | v  | d  | v  | 10-15 | 8-4       | 2-11     | 3         | 4     |    |   |
| LUCENTUM ALICANTE   | d       | d | v | v | d | d | v | d | v | v  | v  | v  | d  | v  | d  | v  | d  | v  | d  | v  | d  | v  | d  | v  | d  | v  | d  | v  | v  | v  | d  | v  | d  | 14-11 | 11-2      | 3-9      | 4         | 2     |    |   |
| PAMESA VALENCIA     | v       | v | d | v | v | v | d | v | v | v  | v  | v  | v  | v  | v  | d  | v  | v  | v  | v  | v  | v  | v  | v  | v  | v  | v  | v  | v  | v  | v  | v  | v  | 20-5  | 11-2      | 9-3      | 7         | 2     |    |   |
| REAL MADRID         | v       | v | d | v | v | d | d | v | d | v  | d  | v  | d  | d  | v  | v  | v  | v  | d  | v  | v  | v  | v  | v  | v  | v  | v  | v  | v  | v  | v  | v  | v  | 13-12 | 6-6       | 7-6      | 3         | 3     |    |   |
| TAU CERAMICA        | v       | d | d | d | v | v | d | v | v | v  | v  | v  | d  | d  | d  | d  | v  | d  | v  | d  | d  | d  | d  | d  | d  | v  | v  | v  | v  | v  | v  | v  | v  | 12-13 | 7-5       | 5-8      | 5         | 4     |    |   |
| UNICAJA             | v       | d | v | v | d | v | d | d | v | v  | v  | v  | v  | v  | v  | v  | d  | v  | d  | v  | d  | v  | d  | v  | d  | v  | v  | v  | v  | v  | v  | v  | v  | 18-7  | 9-3       | 9-4      | 7         | 2     |    |   |

Claves: d=derrota / v=victoria / con un punto=indica partido jugado en casa / el asterisco (\*) indica que la serie está abierta



# SERVICIO DE ESTADISTICAS ACB

## << % TIROS LIBRES >>

|                      | CON | INT | %     |
|----------------------|-----|-----|-------|
| J. PARDO FUENLABRADA | 433 | 570 | 75.96 |
| C.B. GRANADA         | 426 | 569 | 74.87 |
| FORUM VALLADOLID     | 365 | 491 | 74.34 |
| LECHE RIO BREGAN     | 446 | 601 | 74.21 |
| BASQUET MANRESA      | 374 | 504 | 74.21 |
| DKV JOVENTUT         | 401 | 542 | 73.99 |
| LUCENTUM ALICANTE    | 402 | 544 | 73.90 |
| CAJA SAN FERNANDO    | 357 | 485 | 73.61 |
| F.C.BARCELONA        | 473 | 644 | 73.45 |
| UNICAJA              | 390 | 531 | 73.45 |
| TAU CERAMICA         | 390 | 531 | 73.45 |
| ADECCO ESTUDIANTES   | 460 | 631 | 72.90 |
| REAL MADRID          | 366 | 504 | 72.62 |
| CASADEMONT GIRONA    | 428 | 599 | 71.45 |
| CACERES C.B.         | 370 | 541 | 68.39 |
| PAMESA VALENCIA      | 357 | 524 | 68.13 |
| CAPRABO LLEIDA       | 429 | 632 | 67.88 |
| AUNA                 | 358 | 530 | 67.55 |

## << % TIROS DE 2 PUNTOS >>

|                      | CON | INT  | %     |
|----------------------|-----|------|-------|
| PAMESA VALENCIA      | 636 | 1116 | 56.99 |
| F.C.BARCELONA        | 561 | 1032 | 54.36 |
| DKV JOVENTUT         | 527 | 975  | 54.05 |
| J. PARDO FUENLABRADA | 550 | 1021 | 53.87 |
| AUNA                 | 558 | 1059 | 52.69 |
| REAL MADRID          | 490 | 940  | 52.13 |
| LUCENTUM ALICANTE    | 535 | 1029 | 51.99 |
| CAJA SAN FERNANDO    | 558 | 1078 | 51.76 |
| TAU CERAMICA         | 548 | 1064 | 51.50 |
| BASQUET MANRESA      | 558 | 1086 | 51.38 |
| LECHE RIO BREGAN     | 571 | 1116 | 51.16 |
| CASADEMONT GIRONA    | 510 | 1003 | 50.85 |
| CAPRABO LLEIDA       | 532 | 1060 | 50.19 |
| CACERES C.B.         | 536 | 1076 | 49.81 |
| UNICAJA              | 483 | 990  | 48.79 |
| FORUM VALLADOLID     | 520 | 1072 | 48.51 |
| ADECCO ESTUDIANTES   | 541 | 1121 | 48.26 |
| C.B. GRANADA         | 517 | 1086 | 47.61 |

## << % TIROS DE 3 PUNTOS >>

|                      | CON | INT | %     |
|----------------------|-----|-----|-------|
| CAJA SAN FERNANDO    | 175 | 436 | 40.14 |
| AUNA                 | 209 | 539 | 38.78 |
| LUCENTUM ALICANTE    | 179 | 465 | 38.49 |
| REAL MADRID          | 206 | 539 | 38.22 |
| F.C.BARCELONA        | 165 | 435 | 37.93 |
| LECHE RIO BREGAN     | 146 | 388 | 37.63 |
| FORUM VALLADOLID     | 174 | 464 | 37.50 |
| DKV JOVENTUT         | 202 | 547 | 36.93 |
| PAMESA VALENCIA      | 154 | 426 | 36.15 |
| CACERES C.B.         | 171 | 485 | 35.26 |
| CAPRABO LLEIDA       | 159 | 455 | 34.95 |
| UNICAJA              | 196 | 563 | 34.81 |
| BASQUET MANRESA      | 173 | 497 | 34.81 |
| TAU CERAMICA         | 178 | 512 | 34.77 |
| CASADEMONT GIRONA    | 142 | 429 | 33.10 |
| ADECCO ESTUDIANTES   | 183 | 567 | 32.28 |
| J. PARDO FUENLABRADA | 177 | 571 | 31.00 |
| C.B. GRANADA         | 151 | 523 | 28.87 |

## << REBOTES DEFENSIVOS >>

|                      | TOT | Par | Media |
|----------------------|-----|-----|-------|
| F.C.BARCELONA        | 636 | 25  | 25.44 |
| DKV JOVENTUT         | 630 | 25  | 25.20 |
| ADECCO ESTUDIANTES   | 613 | 25  | 24.52 |
| REAL MADRID          | 604 | 25  | 24.16 |
| AUNA                 | 599 | 25  | 23.96 |
| J. PARDO FUENLABRADA | 599 | 25  | 23.96 |
| TAU CERAMICA         | 595 | 25  | 23.80 |
| CAJA SAN FERNANDO    | 593 | 25  | 23.72 |
| UNICAJA              | 590 | 25  | 23.60 |
| PAMESA VALENCIA      | 580 | 25  | 23.20 |
| BASQUET MANRESA      | 578 | 25  | 23.12 |
| FORUM VALLADOLID     | 577 | 25  | 23.08 |
| CAPRABO LLEIDA       | 574 | 25  | 22.96 |
| CASADEMONT GIRONA    | 560 | 25  | 22.40 |
| LECHE RIO BREGAN     | 551 | 25  | 22.04 |
| CACERES C.B.         | 551 | 25  | 22.04 |
| C.B. GRANADA         | 535 | 25  | 21.40 |
| LUCENTUM ALICANTE    | 523 | 25  | 20.92 |

## << REBOTES OFENSIVOS >>

|                      | TOT | Par | Media |
|----------------------|-----|-----|-------|
| ADECCO ESTUDIANTES   | 368 | 25  | 14.72 |
| UNICAJA              | 312 | 25  | 12.48 |
| PAMESA VALENCIA      | 291 | 25  | 11.64 |
| LECHE RIO BREGAN     | 291 | 25  | 11.64 |
| C.B. GRANADA         | 287 | 25  | 11.48 |
| CAPRABO LLEIDA       | 287 | 25  | 11.48 |
| J. PARDO FUENLABRADA | 284 | 25  | 11.36 |
| CACERES C.B.         | 271 | 25  | 10.84 |
| CASADEMONT GIRONA    | 267 | 25  | 10.68 |
| TAU CERAMICA         | 255 | 25  | 10.20 |
| AUNA                 | 255 | 25  | 10.20 |
| BASQUET MANRESA      | 255 | 25  | 10.20 |
| DKV JOVENTUT         | 254 | 25  | 10.16 |
| CAJA SAN FERNANDO    | 251 | 25  | 10.04 |
| LUCENTUM ALICANTE    | 251 | 25  | 10.04 |
| FORUM VALLADOLID     | 245 | 25  | 9.80  |
| REAL MADRID          | 231 | 25  | 9.24  |
| F.C.BARCELONA        | 224 | 25  | 8.96  |

## << TOTAL REBOTES >>

|                    | Def | Ofe | TOT | Par | Media |
|--------------------|-----|-----|-----|-----|-------|
| ADECCO ESTUDIANTES | 613 | 368 | 981 | 25  | 39.24 |
| UNICAJA            | 590 | 312 | 902 | 25  | 36.08 |
| DKV JOVENTUT       | 630 | 254 | 884 | 25  | 35.36 |
| J.P. FUENLABRADA   | 599 | 284 | 883 | 25  | 35.32 |
| PAMESA VALENCIA    | 580 | 291 | 871 | 25  | 34.84 |
| CAPRABO LLEIDA     | 574 | 287 | 861 | 25  | 34.44 |
| F.C.BARCELONA      | 636 | 224 | 860 | 25  | 34.40 |
| AUNA               | 599 | 255 | 854 | 25  | 34.16 |
| TAU CERAMICA       | 595 | 255 | 850 | 25  | 34.00 |
| CAJA SAN FERNANDO  | 593 | 251 | 844 | 25  | 33.76 |
| LECHE RIO BREGAN   | 551 | 291 | 842 | 25  | 33.68 |
| REAL MADRID        | 604 | 231 | 835 | 25  | 33.40 |
| BASQUET MANRESA    | 578 | 255 | 833 | 25  | 33.32 |
| CASADEMONT GIRONA  | 560 | 267 | 827 | 25  | 33.08 |
| FORUM VALLADOLID   | 577 | 245 | 822 | 25  | 32.88 |
| CACERES C.B.       | 551 | 271 | 822 | 25  | 32.88 |
| C.B. GRANADA       | 535 | 287 | 822 | 25  | 32.88 |
| LUCENTUM ALICANTE  | 523 | 251 | 774 | 25  | 30.96 |

## << RECUPERACIONES >>

|                      | TOT | Par | Media |
|----------------------|-----|-----|-------|
| ADECCO ESTUDIANTES   | 283 | 25  | 11.32 |
| C.B. GRANADA         | 247 | 25  | 9.88  |
| LECHE RIO BREGAN     | 241 | 25  | 9.64  |
| LUCENTUM ALICANTE    | 237 | 25  | 9.48  |
| BASQUET MANRESA      | 226 | 25  | 9.04  |
| PAMESA VALENCIA      | 222 | 25  | 8.88  |
| CAPRABO LLEIDA       | 222 | 25  | 8.88  |
| REAL MADRID          | 211 | 25  | 8.44  |
| TAU CERAMICA         | 208 | 25  | 8.32  |
| AUNA                 | 206 | 25  | 8.24  |
| FORUM VALLADOLID     | 202 | 25  | 8.08  |
| CASADEMONT GIRONA    | 195 | 25  | 7.80  |
| UNICAJA              | 193 | 25  | 7.72  |
| CACERES C.B.         | 181 | 25  | 7.24  |
| DKV JOVENTUT         | 181 | 25  | 7.24  |
| CAJA SAN FERNANDO    | 177 | 25  | 7.08  |
| J. PARDO FUENLABRADA | 175 | 25  | 7.00  |
| F.C.BARCELONA        | 171 | 25  | 6.84  |

## << TAPONES EFECTUADOS >>

|                      | TOT | Par | Media |
|----------------------|-----|-----|-------|
| PAMESA VALENCIA      | 102 | 25  | 4.08  |
| BASQUET MANRESA      | 98  | 25  | 3.92  |
| UNICAJA              | 95  | 25  | 3.80  |
| TAU CERAMICA         | 86  | 25  | 3.44  |
| REAL MADRID          | 85  | 25  | 3.40  |
| CAPRABO LLEIDA       | 82  | 25  | 3.28  |
| DKV JOVENTUT         | 80  | 25  | 3.20  |
| F.C.BARCELONA        | 79  | 25  | 3.16  |
| CASADEMONT GIRONA    | 76  | 25  | 3.04  |
| AUNA                 | 72  | 25  | 2.88  |
| LECHE RIO BREGAN     | 68  | 25  | 2.72  |
| ADECCO ESTUDIANTES   | 63  | 25  | 2.52  |
| C.B. GRANADA         | 58  | 25  | 2.32  |
| LUCENTUM ALICANTE    | 57  | 25  | 2.28  |
| CACERES C.B.         | 55  | 25  | 2.20  |
| CAJA SAN FERNANDO    | 54  | 25  | 2.16  |
| FORUM VALLADOLID     | 47  | 25  | 1.88  |
| J. PARDO FUENLABRADA | 28  | 25  | 1.12  |

## << FALTAS PERSONALES Y TECNICAS >>

|                      | TOT | Par | Media |
|----------------------|-----|-----|-------|
| CASADEMONT GIRONA    | 473 | 25  | 18.92 |
| CAJA SAN FERNANDO    | 533 | 25  | 21.32 |
| F.C.BARCELONA        | 535 | 25  | 21.40 |
| TAU CERAMICA         | 542 | 25  | 21.68 |
| PAMESA VALENCIA      | 555 | 25  | 22.20 |
| LUCENTUM ALICANTE    | 561 | 25  | 22.44 |
| J. PARDO FUENLABRADA | 561 | 25  | 22.44 |
| CACERES C.B.         | 564 | 25  | 22.56 |
| CAPRABO LLEIDA       | 572 | 25  | 22.88 |
| REAL MADRID          | 576 | 25  | 23.04 |
| FORUM VALLADOLID     | 578 | 25  | 23.12 |
| LECHE RIO BREGAN     | 579 | 25  | 23.16 |
| ADECCO ESTUDIANTES   | 580 | 25  | 23.20 |
| UNICAJA              | 581 | 25  | 23.24 |
| DKV JOVENTUT         | 583 | 25  | 23.32 |
| AUNA                 | 587 | 25  | 23.48 |
| BASQUET MANRESA      | 591 | 25  | 23.64 |
| C.B. GRANADA         | 592 | 25  | 23.68 |

## << PERDIDAS >>

|                      | TOT | Par | Media |
|----------------------|-----|-----|-------|
| AUNA                 | 296 | 25  | 11.84 |
| ADECCO ESTUDIANTES   | 302 | 25  | 12.08 |
| C.B. GRANADA         | 319 | 25  | 12.76 |
| LUCENTUM ALICANTE    | 328 | 25  | 13.12 |
| F.C.BARCELONA        | 330 | 25  | 13.20 |
| TAU CERAMICA         | 331 | 25  | 13.24 |
| FORUM VALLADOLID     | 331 | 25  | 13.24 |
| UNICAJA              | 338 | 25  | 13.52 |
| CACERES C.B.         | 343 | 25  | 13.72 |
| PAMESA VALENCIA      | 346 | 25  | 13.84 |
| CAJA SAN FERNANDO    | 347 | 25  | 13.88 |
| BASQUET MANRESA      | 354 | 25  | 14.16 |
| J. PARDO FUENLABRADA | 356 | 25  | 14.24 |
| CASADEMONT GIRONA    | 370 | 25  | 14.80 |
| CAPRABO LLEIDA       | 371 | 25  | 14.84 |
| DKV JOVENTUT         | 372 | 25  | 14.88 |
| REAL MADRID          | 382 | 25  | 15.28 |
| LECHE RIO BREGAN     | 385 | 25  | 15.40 |

## << TAPONES RECIBIDOS >>

|                      | TOT | Par | Media |
|----------------------|-----|-----|-------|
| F.C.BARCELONA        | 51  | 25  | 2.04  |
| LECHE RIO BREGAN     | 57  | 25  | 2.28  |
| CASADEMONT GIRONA    | 60  | 25  | 2.40  |
| DKV JOVENTUT         | 61  | 25  | 2.44  |
| BASQUET MANRESA      | 62  | 25  | 2.48  |
| LUCENTUM ALICANTE    | 65  | 25  | 2.60  |
| PAMESA VALENCIA      | 68  | 25  | 2.72  |
| ADECCO ESTUDIANTES   | 70  | 25  | 2.80  |
| CAPRABO LLEIDA       | 70  | 25  | 2.80  |
| AUNA                 | 70  | 25  | 2.80  |
| FORUM VALLADOLID     | 72  | 25  | 2.88  |
| TAU CERAMICA         | 72  | 25  | 2.88  |
| UNICAJA              | 74  | 25  | 2.96  |
| CAJA SAN FERNANDO    | 78  | 25  | 3.12  |
| CACERES C.B.         | 82  | 25  | 3.28  |
| REAL MADRID          | 86  | 25  | 3.44  |
| J. PARDO FUENLABRADA | 90  | 25  | 3.60  |
| C.B. GRANADA         | 97  | 25  | 3.88  |

## << FALTAS RECIBIDAS >>

|                      | TOT | Par | Media |
|----------------------|-----|-----|-------|
| F.C.BARCELONA        | 616 | 25  | 24.64 |
| ADECCO ESTUDIANTES   | 614 | 25  | 24.56 |
| CAPRABO LLEIDA       | 610 | 25  | 24.40 |
| CASADEMONT GIRONA    | 603 | 25  | 24.12 |
| LECHE RIO BREGAN     | 594 | 25  | 23.76 |
| J. PARDO FUENLABRADA | 577 | 25  | 23.08 |
| DKV JOVENTUT         | 570 | 25  | 22.80 |
| LUCENTUM ALICANTE    | 569 | 25  | 22.76 |
| C.B. GRANADA         | 563 | 25  | 22.52 |
| BASQUET MANRESA      | 550 | 25  | 22.00 |
| REAL MADRID          | 543 | 25  | 21.72 |
| TAU CERAMICA         | 543 | 25  | 21.72 |
| UNICAJA              | 538 | 25  | 21.52 |
| PAMESA VALENCIA      | 534 | 25  | 21.36 |
| AUNA                 | 534 | 25  | 21.36 |
| FORUM VALLADOLID     | 533 | 25  | 21.32 |
| CAJA SAN FERNANDO    | 526 | 25  | 21.04 |
| CACERES C.B.         | 526 | 25  | 21.04 |

Fórum Valladolid - Lucentum Alicante

| Dor     | NOMBRE           | Tiempo | Pun tos | LOCAL      |            |             |     |     | Rebotes |     |     | Asi | Rec | Per | CT | Tapones |    | Mat | Faltas |    | VAL |
|---------|------------------|--------|---------|------------|------------|-------------|-----|-----|---------|-----|-----|-----|-----|-----|----|---------|----|-----|--------|----|-----|
|         |                  |        |         | TIROS DE 2 | TIROS DE 3 | TIR. LIBRES | Tot | Def | Ofe     | Fav | Con |     |     |     |    | Co      | Re |     |        |    |     |
| 4       | ODRIOZOLA, J.    | 09:26  | 5       | 0/1 0%     | 1/2 50%    | 2/3 67%     | 1   | 1   |         |     |     | 1   |     | 1   |    |         |    | 2   | 1      | 2  |     |
| *6      | IUZZOLINO, MIKE  | 33:57  | 6       | 1/2 50%    | 1/4 25%    | 1/2 50%     | 2   | 2   |         |     | 1   |     | 3   |     |    |         |    | 1   | 3      | 3  |     |
| 7       | FERNANDEZ, G.    | 19:08  | 7       | 1/1 100%   | 1/2 50%    | 2/3 67%     | 3   | 3   |         |     |     |     | 2   |     |    |         |    | 4   | 2      | 4  |     |
| *8      | MONTAÑEZ, ROMAN  | 38:37  | 22      | 6/8 75%    | 2/4 50%    | 4/5 80%     | 3   | 1   | 2       | 2   | 1   |     |     | 2   |    |         |    | 5   | 7      | 25 |     |
| 9       | SAN EMETERIO, F. |        |         |            |            |             |     |     |         |     |     |     |     |     |    |         |    |     |        |    |     |
| 11      | REJON, G.        |        |         |            |            |             |     |     |         |     |     |     |     |     |    |         |    |     |        |    |     |
| 12      | LASO, PABLO      | 06:03  |         |            | 0/1 0%     |             |     |     |         |     | 1   |     |     | 1   |    |         |    | 1   | 1      | -1 |     |
| *13     | MCCASKILL, AMAL  | 37:40  | 20      | 9/12 75%   |            | 2/3 67%     | 12  | 10  | 2       |     |     |     | 3   | 1   | 3  | 1       | 3  | 1   | 4      | 30 |     |
| 14      | GONZALEZ, OSCAR  |        |         |            |            |             |     |     |         |     |     |     |     |     |    |         |    |     |        |    |     |
| *15     | YEBRA, OSCAR     | 31:57  | 8       | 2/7 29%    | 1/2 50%    | 1/2 50%     | 8   | 6   | 2       | 2   | 1   | 4   | 1   |     |    | 1       |    | 2   | 2      | 7  |     |
| 16      | ORTEGA, DAVID    |        |         |            |            |             |     |     |         |     |     |     |     |     |    |         |    |     |        |    |     |
| *20     | BONNER, ANTHONY  | 23:12  | 4       | 2/5 40%    |            |             | 6   | 4   | 2       | 2   | 1   | 3   |     |     |    | 1       |    | 3   |        | 3  |     |
|         | Equipo           |        |         |            |            |             | 3   | 3   |         |     | 1   | 1   |     |     |    |         |    |     |        | 3  |     |
| Totales |                  | 200:00 | 72      | 21/36 58%  | 6/15 40%   | 12/18 67%   | 38  | 30  | 8       | 9   | 4   | 18  | 4   | 3   | 3  | 3       | 3  | 19  | 20     | 76 |     |

| Dor     | NOMBRE          | Tiempo | Pun tos | VISITANTE  |            |             |     |     | Rebotes |     |     | Asi | Rec | Per | CT | Tapones |    | Mat | Faltas |    | VAL |
|---------|-----------------|--------|---------|------------|------------|-------------|-----|-----|---------|-----|-----|-----|-----|-----|----|---------|----|-----|--------|----|-----|
|         |                 |        |         | TIROS DE 2 | TIROS DE 3 | TIR. LIBRES | Tot | Def | Ofe     | Fav | Con |     |     |     |    | Co      | Re |     |        |    |     |
| *5      | PRIGIONI, PABLO | 27:56  | 7       | 1/2 50%    | 1/5 20%    | 2/2 100%    | 1   |     | 1       | 4   | 2   | 1   | 1   |     |    |         | 1  | 3   | 3      | 8  |     |
| *6      | PERASOVIC, V.   | 35:35  | 13      | 2/7 29%    | 2/7 29%    | 3/4 75%     |     |     |         | 6   | 1   | 2   | 1   |     |    |         |    | 3   | 5      | 9  |     |
| *7      | STOJIC, MARIO   | 33:46  | 15      | 2/2 100%   | 3/6 50%    | 2/6 33%     | 5   | 5   |         | 1   | 2   | 1   | 1   |     |    |         |    | 2   | 4      | 17 |     |
| 8       | BURKE, PAUL     | 12:04  |         |            |            |             | 1   |     | 1       | 2   | 2   |     |     |     |    |         |    | 3   |        | 2  |     |
| *9      | ROE, LOU        | 36:33  | 13      | 6/14 43%   |            | 1/2 50%     | 8   | 7   | 1       |     | 1   | 2   |     |     | 3  | 2       | 1  | 2   | 3      | 13 |     |
| 11      | GOMEZ, MANU     |        |         |            |            |             |     |     |         |     |     |     |     |     |    |         |    |     |        |    |     |
| 13      | GARCIA, HECTOR  | 10:39  | 8       | 1/1 100%   | 2/4 50%    | 0/1 0%      |     |     |         |     | 1   | 1   | 1   |     |    |         |    | 2   | 1      | 4  |     |
| *14     | JUNYENT, ORIOL  | 25:07  | 8       | 3/9 33%    | 0/1 0%     | 2/3 67%     | 2   | 1   | 1       |     |     | 1   | 1   |     |    |         |    | 3   | 2      |    |     |
| 15      | BALDO, VICTOR   | 18:20  | 4       | 2/5 40%    |            |             | 4   | 3   | 1       | 1   |     |     |     |     |    | 1       |    | 2   | 1      | 4  |     |
| 16      | CANO, FRAN      |        |         |            |            |             |     |     |         |     |     |     |     |     |    |         |    |     |        |    |     |
| 19      | MONCHOLI, A.    |        |         |            |            |             |     |     |         |     |     |     |     |     |    |         |    |     |        |    |     |
|         | Equipo          |        |         |            |            |             | 6   | 3   | 3       |     | 1   | 2   |     |     |    |         |    |     |        | 5  |     |
| Totales |                 | 200:00 | 68      | 17/40 43%  | 8/23 35%   | 10/18 56%   | 27  | 19  | 8       | 14  | 10  | 10  | 5   | 3   | 3  | 2       | 20 | 19  | 62     |    |     |

Arbitros: BETANCOR, PEREZ PEREZ, PRIETO / Resultados parciales: (12-15), (19-22), (18-14), (23-17)

Pamesa Valencia - Real Madrid

| Dor     | NOMBRE          | Tiempo | Pun tos | LOCAL      |            |             |     |     | Rebotes |     |     | Asi | Rec | Per | CT | Tapones |    | Mat | Faltas |    | VAL |
|---------|-----------------|--------|---------|------------|------------|-------------|-----|-----|---------|-----|-----|-----|-----|-----|----|---------|----|-----|--------|----|-----|
|         |                 |        |         | TIROS DE 2 | TIROS DE 3 | TIR. LIBRES | Tot | Def | Ofe     | Fav | Con |     |     |     |    | Co      | Re |     |        |    |     |
| 5       | CARDINAL, BRIAN | 13:04  | 4       | 0/4 0%     | 1/2 50%    | 1/2 50%     | 4   | 2   | 2       |     |     | 1   |     |     | 1  | 1       |    | 4   | 2      | -1 |     |
| 6       | MONTECCHIA, A.  | 17:14  | 12      |            | 4/5 80%    |             | 1   |     | 1       | 2   |     |     |     |     |    |         |    | 1   | 1      | 14 |     |
| 9       | ROBLES, PEDRO   | 08:49  | 5       | 1/4 25%    | 1/1 100%   |             |     |     |         |     |     |     |     |     |    | 1       |    | 2   |        | -1 |     |
| *10     | KAMMERICHS, F.  | 28:20  | 10      | 1/5 20%    | 1/3 33%    | 5/7 71%     | 6   | 2   | 4       | 1   |     | 2   |     | 3   |    |         |    | 4   | 6      | 12 |     |
| *11     | RODILLA, NACHO  | 23:02  | 3       | 1/2 50%    | 0/1 0%     | 1/1 100%    | 4   | 4   |         | 4   | 1   |     | 1   |     |    |         |    | 2   |        | 8  |     |
| 12      | PARAISO, J.A.   | 26:43  | 14      | 4/7 57%    | 0/2 0%     | 6/9 67%     | 2   | 1   | 1       | 1   | 1   | 2   | 2   |     |    |         |    | 2   | 7      | 13 |     |
| 13      | GARCIA, ASIER   | 06:08  |         | 0/3 0%     | 0/1 0%     |             |     |     |         |     |     |     |     |     |    |         |    |     |        | -4 |     |
| *14     | OBERTO, F.      | 33:58  | 16      | 8/9 89%    |            |             | 5   | 5   |         | 3   | 2   | 1   |     | 2   |    |         |    | 3   | 3      | 26 |     |
| *15     | LUENGO, VICTOR  | 15:52  | 5       | 1/1 100%   | 1/1 100%   |             | 2   | 2   |         | 1   | 1   | 3   | 1   |     |    |         |    | 2   |        | 4  |     |
| *18     | TOMASEVIC, D.   | 26:50  | 8       | 3/7 43%    |            | 2/2 100%    | 5   | 3   | 2       | 7   | 4   | 3   |     |     |    | 1       |    | 3   | 2      | 15 |     |
|         | Equipo          |        |         |            |            |             | 3   | 2   | 1       |     | 1   |     |     |     |    |         |    | 1   |        | 3  |     |
| Totales |                 | 200:00 | 77      | 19/42 45%  | 8/16 50%   | 15/21 71%   | 32  | 21  | 11      | 19  | 9   | 13  | 4   | 6   | 3  |         |    | 23  | 22     | 89 |     |

| Dor     | NOMBRE           | Tiempo | Pun tos | VISITANTE  |            |             |     |     | Rebotes |     |     | Asi | Rec | Per | CT | Tapones |    | Mat | Faltas |    | VAL |
|---------|------------------|--------|---------|------------|------------|-------------|-----|-----|---------|-----|-----|-----|-----|-----|----|---------|----|-----|--------|----|-----|
|         |                  |        |         | TIROS DE 2 | TIROS DE 3 | TIR. LIBRES | Tot | Def | Ofe     | Fav | Con |     |     |     |    | Co      | Re |     |        |    |     |
| 5       | MULAOMEROVIC, D. | 16:08  | 5       | 0/2 0%     | 1/1 100%   | 2/2 100%    |     |     | 1       |     |     |     |     |     |    | 1       |    | 1   | 2      | 4  |     |
| *6      | ALSTON, DERRICK  | 27:11  | 22      | 9/13 69%   |            | 4/4 100%    | 10  | 5   | 5       |     | 4   | 2   | 1   |     |    |         | 1  | 3   | 2      | 29 |     |
| 7       | ANGULO, LUCIO    | 18:11  | 6       | 3/4 75%    | 0/1 0%     | 0/1 0%      | 1   | 1   |         | 2   | 1   |     | 1   |     |    |         |    | 4   | 4      | 7  |     |
| *8      | VICTORIANO, L.   | 24:19  | 9       | 0/1 0%     | 3/7 43%    |             |     |     |         | 6   |     | 3   |     |     |    |         |    | 4   | 1      | 4  |     |
| 9       | DIGBEU, ALAIN    | 03:42  |         |            |            |             | 1   | 1   |         | 1   |     | 1   |     |     |    |         |    |     |        | 2  |     |
| *11     | HERREROS, A.     | 34:38  | 10      | 3/4 75%    | 1/5 20%    | 1/1 100%    | 2   | 1   | 1       | 1   | 1   | 1   | 1   | 1   | 1  |         |    | 1   | 6      | 14 |     |
| 12      | TARLAC, DRAGAN   | 25:40  | 12      | 2/6 33%    |            | 8/9 89%     | 7   | 6   | 1       | 2   |     | 2   |     | 1   |    |         | 1  | 1   | 5      | 19 |     |
| *14     | REYES, ALFONSO   | 21:42  | 7       | 3/8 38%    |            | 1/1 100%    | 3   | 1   | 2       |     |     | 3   |     | 1   | 3  |         |    | 3   | 2      | -1 |     |
| *15     | MUMBRU, ALEX     | 23:02  | 3       | 0/3 0%     | 1/2 50%    |             | 3   | 2   | 1       |     | 1   | 3   |     |     |    | 2       |    | 4   |        | -6 |     |
| 16      | HDEZ-SONSECA, E. | 05:27  | 2       | 1/2 50%    |            |             | 1   | 1   |         |     |     |     |     |     |    |         | 1  | 1   |        | 1  |     |
| 20      | NUÑEZ, ROBERTO   |        |         |            |            |             |     |     |         |     |     |     |     |     |    |         |    |     |        |    |     |
|         | Equipo           |        |         |            |            |             | 1   | 1   |         |     | 1   |     |     |     |    |         |    |     |        | 2  |     |
| Totales |                  | 200:00 | 76      | 21/43 49%  | 6/16 38%   | 16/18 89%   | 29  | 19  | 10      | 13  | 8   | 15  | 3   | 3   | 6  | 3       | 22 | 23  | 75     |    |     |

Arbitros: MAZA, HIERREZUELO, CONDE / Resultados parciales: (18-17), (20-19), (21-21), (18-19)

**DKV Joventut - Caprabo Lleida**

**95-97**

| Dor     | NOMBRE          | Tiempo | Pun<br>tos | LOCAL      |            |             |     |       | Rebotes |     |     | Asi | Rec | Per | CT | Tapones |    | Mat | Faltas |    | VAL |    |
|---------|-----------------|--------|------------|------------|------------|-------------|-----|-------|---------|-----|-----|-----|-----|-----|----|---------|----|-----|--------|----|-----|----|
|         |                 |        |            | TIROS DE 2 | TIROS DE 3 | TIR. LIBRES | Tot | Def   | Ofe     | Fav | Con |     |     |     |    | Co      | Re |     |        |    |     |    |
| *4      | RADULOVIC, N.   | 34:41  | 16         | 4/10       | 40%        | 1/2         | 50% | 5/6   | 83%     | 7   | 2   | 5   | 2   | 7   | 2  |         |    | 5   | 5      | 23 |     |    |
| 5       | JOFRESA, RAFA   | 21:13  | 5          | 0/1        | 0%         | 1/4         | 25% | 2/4   | 50%     | 3   | 2   | 1   | 2   |     |    |         |    | 3   | 2      | 3  |     |    |
| *6      | MARCO, CARLES   | 31:39  | 15         | 2/3        | 67%        | 3/6         | 50% | 2/2   | 100%    | 1   | 1   |     | 3   | 1   | 4  |         |    | 2   | 1      | 11 |     |    |
| 9       | DRAME, SOULEY   | 03:05  |            |            |            | 0/1         | 0%  |       |         | 2   | 2   |     |     |     |    |         |    |     |        | 1  |     |    |
| 10      | ESPIL, JUAN     | 19:29  |            | 0/2        | 0%         | 0/2         | 0%  |       |         | 4   | 3   | 1   |     |     |    | 1       |    | 5   |        | -9 |     |    |
| 11      | BUENO, ANTONIO  | 34:45  | 18         | 6/16       | 38%        | 0/1         | 0%  | 6/6   | 100%    | 8   | 2   | 6   |     | 1   | 1  |         | 2  | 1   | 1      | 4  | 16  |    |
| 13      | LABEYRIE, MEHDI | 04:41  |            |            |            |             |     |       |         |     |     |     |     |     |    |         |    |     |        |    |     |    |
| *14     | HAMILTON, Z.    | 22:13  | 8          | 4/7        | 57%        |             |     |       |         | 5   | 5   |     | 1   | 1   | 1  |         | 1  | 3   | 5      | 4  | 11  |    |
| *15     | TABAK, ZAN      | 35:04  | 19         | 9/13       | 69%        |             |     | 1/3   | 33%     | 6   | 3   | 3   | 1   | 1   | 5  | 2       |    | 1   | 5      | 4  | 15  |    |
| 16      | GUZMAN, J.M.    |        |            |            |            |             |     |       |         |     |     |     |     |     |    |         |    |     |        |    |     |    |
| 17      | FERNANDEZ, RUDY |        |            |            |            |             |     |       |         |     |     |     |     |     |    |         |    |     |        |    |     |    |
| *19     | VAZQUEZ, PACO   | 43:10  | 14         | 1/2        | 50%        | 3/10        | 30% | 3/4   | 75%     | 1   | 1   |     | 3   | 1   | 2  | 1       |    | 3   | 6      | 11 |     |    |
|         | Equipo          |        |            |            |            |             |     |       |         | 8   | 4   | 4   |     | 1   |    |         |    |     |        |    | 9   |    |
| Totales |                 | 250:00 | 95         | 26/54      | 48%        | 8/26        | 31% | 19/25 | 76%     | 45  | 25  | 20  | 12  | 13  | 18 | 3       | 2  | 3   | 5      | 29 | 26  | 91 |

| Dor     | NOMBRE          | Tiempo | Pun<br>tos | VISITANTE  |            |             |     |       | Rebotes |     |     | Asi | Rec | Per | CT | Tapones |    | Mat | Faltas |    | VAL |     |
|---------|-----------------|--------|------------|------------|------------|-------------|-----|-------|---------|-----|-----|-----|-----|-----|----|---------|----|-----|--------|----|-----|-----|
|         |                 |        |            | TIROS DE 2 | TIROS DE 3 | TIR. LIBRES | Tot | Def   | Ofe     | Fav | Con |     |     |     |    | Co      | Re |     |        |    |     |     |
| 4       | GRIMAU, ROGER   |        |            |            |            |             |     |       |         |     |     |     |     |     |    |         |    |     |        |    |     |     |
| 5       | ALVAREZ, BERNI  | 32:44  | 14         | 3/6        | 50%        | 2/5         | 40% | 2/2   | 100%    | 3   | 3   |     | 1   | 2   |    | 1       |    | 4   | 1      | 11 |     |     |
| 6       | COMAS, JAUME    | 28:03  | 4          | 2/3        | 67%        | 0/1         | 0%  | 0/2   | 0%      | 2   | 2   |     | 2   |     | 1  | 1       | 1  | 1   | 4      | 5  |     |     |
| *7      | ROGERS, JOHNNY  | 22:30  | 8          | 1/3        | 33%        | 2/3         | 67% |       |         | 1   | 1   |     | 1   | 1   | 1  |         |    | 4   |        | 3  |     |     |
| *8      | DUMAS, STEPHANE | 29:55  | 8          | 2/6        | 33%        | 0/2         | 0%  | 4/5   | 80%     |     |     |     | 8   | 1   | 5  |         | 1  | 3   | 5      | 6  |     |     |
| *9      | BRAMLETT, A.J.  | 45:20  | 28         | 12/18      | 67%        |             |     | 4/11  | 36%     | 7   | 4   | 3   | 2   | 2   | 4  | 2       | 2  | 5   | 7      | 26 |     |     |
| 10      | TAMAMES, BERNI  |        |            |            |            |             |     |       |         |     |     |     |     |     |    |         |    |     |        |    |     |     |
| *11     | RAMOS, SERGIO   | 37:02  | 23         | 1/2        | 50%        | 5/7         | 71% | 6/8   | 75%     | 2   | 2   |     | 1   | 2   | 1  |         |    | 5   | 8      | 25 |     |     |
| 12      | BOSCH, MANEL    | 04:58  |            |            |            |             |     |       |         | 1   | 1   |     |     |     |    |         |    |     |        | 2  |     |     |
| 14      | RUFFIN, MICHAEL | 32:10  | 6          | 3/5        | 60%        |             |     | 0/2   | 0%      | 10  | 6   | 4   | 1   | 1   |    | 1       |    | 4   | 2      | 13 |     |     |
| *15     | ANGULO, ALBERTO | 17:18  | 6          | 2/4        | 50%        |             |     | 2/2   | 100%    | 3   | 3   |     |     |     | 3  |         |    |     | 2      | 7  |     |     |
| 19      | GRIMAU, JORDI   |        |            |            |            |             |     |       |         |     |     |     |     |     |    |         |    |     |        |    |     |     |
|         | Equipo          |        |            |            |            |             |     |       |         | 4   | 3   | 1   |     |     | 1  |         |    |     |        |    | 3   |     |
| Totales |                 | 250:00 | 97         | 26/47      | 55%        | 9/18        | 50% | 18/32 | 56%     | 33  | 25  | 8   | 17  | 10  | 16 | 5       | 3  | 2   | 2      | 26 | 29  | 101 |

Arbitros: MARTIN BERTRAN, FERNANDEZ, PERUGA / Resultados parciales: (31-16), (14-17), (18-23), (14-21). Dos Prórrogas : (18-20)

**Leche Río Breogán - Auna**

**78-61**

| Dor     | NOMBRE          | Tiempo | Pun<br>tos | LOCAL      |            |             |      |       | Rebotes |     |     | Asi | Rec | Per | CT | Tapones |    | Mat | Faltas |    | VAL |
|---------|-----------------|--------|------------|------------|------------|-------------|------|-------|---------|-----|-----|-----|-----|-----|----|---------|----|-----|--------|----|-----|
|         |                 |        |            | TIROS DE 2 | TIROS DE 3 | TIR. LIBRES | Tot  | Def   | Ofe     | Fav | Con |     |     |     |    | Co      | Re |     |        |    |     |
| *4      | RODRIGUEZ, JAVI | 28:09  | 4          | 2/2        | 100%       | 0/3         | 0%   |       |         | 4   | 4   |     | 2   | 1   | 4  | 1       |    |     | 3      | 2  | 3   |
| *5      | DAVIS, DEVIN    | 32:18  | 18         | 7/13       | 54%        |             |      | 4/6   | 67%     | 8   | 6   | 2   |     | 3   |    |         |    |     | 1      | 7  | 27  |
| 6       | ALBERT, ALFONSO | 03:10  |            |            |            |             |      | 0/2   | 0%      | 1   |     | 1   |     |     |    |         |    |     | 2      | 1  | -2  |
| 8       | LEWIS, DANNY    | 05:09  |            | 0/2        | 0%         |             |      |       |         |     |     |     |     |     |    |         |    |     | 2      |    | -4  |
| *9      | SANMARTÍN, C.   | 27:58  | 5          | 1/1        | 100%       | 1/6         | 17%  |       |         | 5   | 5   |     | 3   | 3   | 2  |         |    | 1   | 2      | 10 |     |
| *10     | RACCA, JORGE    | 20:21  | 13         | 2/2        | 100%       | 3/3         | 100% |       |         |     |     |     |     |     |    |         |    |     | 3      |    | 10  |
| 11      | GOMIS, JOSEPH   | 21:38  | 2          | 1/3        | 33%        | 0/4         | 0%   |       |         |     |     |     |     | 1   |    |         |    |     | 3      | 1  | -7  |
| 12      | SANTANA, EDWARD | 01:58  |            | 0/1        | 0%         |             |      |       |         | 3   | 1   | 2   |     |     |    |         |    |     | 1      |    | 3   |
| 13      | BIOTA, NACHO    | 14:47  | 12         | 0/1        | 0%         | 4/5         | 80%  |       |         | 2   |     | 2   |     |     | 1  |         |    | 1   |        | 10 |     |
| 14      | GONZALEZ, R.    | 13:18  | 7          | 2/3        | 67%        |             |      | 3/4   | 75%     | 2   | 2   |     | 3   | 1   | 2  |         |    | 2   | 2      | 9  |     |
| *15     | GARCES, RUBEN   | 31:14  | 17         | 6/10       | 60%        |             |      | 5/8   | 63%     | 9   | 4   | 5   | 1   | 1   | 3  |         | 2  | 1   | 2      | 6  | 23  |
|         | Equipo          |        |            |            |            |             |      |       |         | 4   | 4   |     |     | 5   |    |         |    |     |        |    | 9   |
| Totales |                 | 200:00 | 78         | 21/38      | 55%        | 8/21        | 38%  | 12/20 | 60%     | 38  | 26  | 12  | 9   | 14  | 13 | 1       | 2  | 1   | 20     | 22 | 91  |

| Dor     | NOMBRE          | Tiempo | Pun<br>tos | VISITANTE  |            |             |     |      | Rebotes |     |     | Asi | Rec | Per | CT | Tapones |    | Mat | Faltas |    | VAL |    |
|---------|-----------------|--------|------------|------------|------------|-------------|-----|------|---------|-----|-----|-----|-----|-----|----|---------|----|-----|--------|----|-----|----|
|         |                 |        |            | TIROS DE 2 | TIROS DE 3 | TIR. LIBRES | Tot | Def  | Ofe     | Fav | Con |     |     |     |    | Co      | Re |     |        |    |     |    |
| *4      | MARTINEZ, G.    | 21:11  | 5          | 1/2        | 50%        | 1/4         | 25% |      |         |     |     |     | 1   | 3   | 3  | 1       |    |     | 1      | 3  | 4   |    |
| 5       | KLEIN, JASON    | 23:06  | 10         | 2/4        | 50%        | 2/6         | 33% | 0/1  | 0%      | 2   | 2   |     |     | 1   | 1  |         | 1  |     | 3      | 1  | 3   |    |
| *6      | ELEY, BUD       | 22:13  | 8          | 4/5        | 80%        |             |     |      |         | 5   | 3   | 2   |     |     | 3  |         | 1  |     | 4      | 3  | 9   |    |
| *7      | LEWIS, LARRY    | 17:16  | 8          | 3/4        | 75%        |             |     | 2/2  | 100%    | 2   | 1   | 1   | 1   |     | 1  |         | 1  |     | 5      | 1  | 4   |    |
| 9       | BRABENDER, D.   | 18:49  | 4          | 1/2        | 50%        | 0/2         | 0%  | 2/2  | 100%    |     |     |     | 2   | 1   | 1  | 1       |    |     | 3      | 2  | 2   |    |
| *10     | MORAN, JIM      | 17:43  | 2          | 1/1        | 100%       | 0/2         | 0%  |      |         | 1   | 1   |     | 1   | 1   | 1  |         |    | 1   | 2      |    | 2   |    |
| 11      | GUERRA, ROBERTO | 25:39  | 8          | 4/5        | 80%        | 0/2         | 0%  | 0/2  | 0%      | 5   | 4   | 1   |     | 3   |    | 2       |    | 3   |        | 3  | 14  |    |
| 12      | GUILLEN, R.     | 19:11  | 4          | 1/3        | 33%        | 0/1         | 0%  | 2/4  | 50%     | 3   | 2   | 1   |     |     | 1  |         |    |     | 3      | 2  | 4   |    |
| 13      | MONTAS, ALEXIS  | 13:37  | 3          | 1/2        | 50%        |             |     | 1/2  | 50%     | 2   | 1   | 1   |     |     |    |         |    | 1   | 1      | 2  | 4   |    |
| *14     | LARRAÑAGA, JAY  | 21:15  | 9          | 0/3        | 0%         | 3/6         | 50% |      |         | 3   | 3   |     | 1   |     | 1  |         | 1  |     | 3      |    | 8   |    |
|         | Equipo          |        |            |            |            |             |     |      |         | 4   | 3   | 1   |     |     | 4  |         |    |     |        |    | 8   |    |
| Totales |                 | 200:00 | 61         | 18/31      | 58%        | 6/23        | 26% | 7/13 | 54%     | 26  | 19  | 7   | 6   | 9   | 15 | 5       | 1  | 2   | 6      | 22 | 20  | 48 |

Arbitros: AMOROS, ROSADO, SANCHEZ MARTIN / Resultados parciales: (29-17), (16-16), (13-9), (20-19)

Adecco Estudiantes - F.C. Barcelona

| Dor     | NOMBRE          | Tiempo | Pun tos | LOCAL      |            |             |     |     | Rebotes |     |     | Asi | Rec | Per | CT | Tapones |    | Mat | Faltas |    | VAL |
|---------|-----------------|--------|---------|------------|------------|-------------|-----|-----|---------|-----|-----|-----|-----|-----|----|---------|----|-----|--------|----|-----|
|         |                 |        |         | TIROS DE 2 | TIROS DE 3 | TIR. LIBRES | Tot | Def | Ofe     | Fav | Con |     |     |     |    | Co      | Re |     |        |    |     |
| *4      | KEEFE, ADAM     | 28:19  | 6       | 1/3 33%    | 1/2 50%    | 1/2 50%     | 5   | 5   |         | 1   | 1   | 1   |     |     |    |         |    | 3   | 2      | 7  |     |
| *6      | BREWER, COREY   | 16:18  | 10      | 2/4 50%    | 2/3 67%    | 0/2 0%      |     |     |         |     |     |     |     | 1   |    | 2       |    | 1   | 3      | 7  |     |
| 7       | LONCAR, NIKOLA  | 17:18  | 17      | 1/2 50%    | 5/7 71%    |             |     | 1   | 1       |     |     |     |     |     |    |         |    | 1   |        | 14 |     |
| 8       | MISO, ANDRES    | 03:07  |         | 0/1 0%     |            |             | 1   |     | 1       |     |     |     |     |     |    |         |    |     |        | 1  |     |
| *9      | REYES, FELIPE   | 29:09  | 6       | 3/10 30%   |            |             | 7   | 6   | 1       | 1   | 2   | 1   |     |     |    | 1       | 1  | 2   | 4      | 9  |     |
| *10     | JIMENEZ, CARLOS | 31:37  | 9       | 4/5 80%    | 0/1 0%     | 1/2 50%     | 6   | 4   | 2       | 2   | 1   |     |     | 2   | 1  |         | 3  | 3   | 2      | 15 |     |
| 11      | GABRIEL, GERMÁN | 10:51  | 2       | 1/4 25%    | 0/2 0%     | 0/2 0%      | 8   | 5   | 3       |     |     |     |     |     |    |         |    | 2   | 1      | 1  |     |
| 12      | VIDAURRETA, R.  | 11:41  | 4       | 2/2 100%   |            | 0/2 0%      | 2   | 1   | 1       |     |     |     |     |     |    |         |    | 1   | 1      | 2  |     |
| 13      | AZOFRA, NACHO   | 23:42  | 11      | 1/2 50%    | 3/6 50%    |             | 2   | 1   | 1       | 5   |     |     |     |     |    |         |    | 4   |        | 8  |     |
| *14     | JASEN, HERNAN   | 27:58  | 18      | 4/5 80%    | 3/3 100%   | 1/1 100%    | 4   | 3   | 1       | 2   | 4   | 2   |     |     |    |         | 2  | 3   | 5      | 27 |     |
| 16      | MARTIN, JAN     |        |         |            |            |             |     |     |         |     |     |     |     |     |    |         |    |     |        |    |     |
|         | Equipo          |        |         |            |            |             | 3   | 3   |         |     |     |     |     |     |    |         |    |     |        | 3  |     |
| Totales |                 | 200:00 | 83      | 19/38 50%  | 14/24 58%  | 3/11 27%    | 39  | 29  | 10      | 11  | 11  | 9   | 3   | 1   | 3  | 6       | 20 | 18  | 94     |    |     |

| Dor     | NOMBRE           | Tiempo | Pun tos | VISITANTE  |            |             |     |     | Rebotes |     |     | Asi | Rec | Per | CT | Tapones |    | Mat | Faltas |    | VAL |
|---------|------------------|--------|---------|------------|------------|-------------|-----|-----|---------|-----|-----|-----|-----|-----|----|---------|----|-----|--------|----|-----|
|         |                  |        |         | TIROS DE 2 | TIROS DE 3 | TIR. LIBRES | Tot | Def | Ofe     | Fav | Con |     |     |     |    | Co      | Re |     |        |    |     |
| *5      | RODRIGUEZ, N.    | 20:24  | 2       |            | 0/6 0%     | 2/2 100%    | 2   | 2   |         | 2   |     |     |     |     |    |         |    |     | 2      | 2  |     |
| 6       | ALZAMORA, ALF.   | 11:52  | 2       | 1/2 50%    |            | 0/1 0%      | 4   | 2   | 2       |     |     |     |     |     |    |         |    |     | 2      | 1  | 2   |
| *7      | FUCKA, GREGOR    | 27:50  | 12      | 4/10 40%   |            | 4/4 100%    | 4   | 3   | 1       |     | 2   | 1   |     |     | 1  |         |    | 3   | 5      | 14 |     |
| *8      | FEMERLING, P.    | 23:34  |         | 0/3 0%     |            |             | 4   | 3   | 1       | 2   |     |     |     |     | 1  | 1       |    | 4   | 1      | -1 |     |
| 9       | BRAVO, CESAR     | 03:54  | 1       |            |            | 1/2 50%     |     |     |         |     |     |     |     |     |    |         |    |     |        | 1  |     |
| 10      | BODIROGA, DEJAN  | 22:37  | 9       | 4/7 57%    | 0/1 0%     | 1/1 100%    | 3   | 3   |         | 1   | 2   |     |     |     |    |         |    | 2   | 2      | 7  |     |
| *11     | NAVARRO, J.C.    | 29:36  | 8       | 1/2 50%    | 2/7 29%    |             | 2   | 1   | 1       | 2   |     |     |     |     |    |         |    | 1   | 3      | 5  |     |
| 12      | DUEÑAS, ROBERTO  | 13:39  | 6       | 3/3 100%   |            |             | 2   | 2   |         |     |     |     |     |     | 1  |         |    | 2   | 1      | 5  |     |
| 13      | JASIKEVICIUS, S. | 19:36  | 6       | 0/1 0%     | 2/5 40%    |             | 1   | 1   |         |     |     |     |     |     |    |         |    | 2   | 3      | 2  |     |
| *14     | DE LA FUENTE, R. | 26:58  | 9       | 2/4 50%    | 1/5 20%    | 2/2 100%    | 8   | 6   | 2       |     | 2   | 1   | 1   |     |    |         |    | 2   | 1      | 5  |     |
|         | Equipo           |        |         |            |            |             | 8   | 6   | 2       |     |     |     |     |     |    |         |    |     |        | 8  |     |
| Totales |                  | 200:00 | 55      | 15/32 47%  | 5/24 21%   | 10/12 83%   | 30  | 23  | 7       | 9   | 3   | 14  |     |     | 3  | 1       |    | 18  | 20     | 49 |     |

Arbitros: BETANCOR, GALLO, PEREZ PIZARRO / Resultados parciales: (23-16), (22-15), (16-9), (22-15)

Unicaja - Jabones Pardo Fuenlabrada

| Dor     | NOMBRE           | Tiempo | Pun tos | LOCAL      |            |             |     |     | Rebotes |     |     | Asi | Rec | Per | CT | Tapones |    | Mat | Faltas |    | VAL |
|---------|------------------|--------|---------|------------|------------|-------------|-----|-----|---------|-----|-----|-----|-----|-----|----|---------|----|-----|--------|----|-----|
|         |                  |        |         | TIROS DE 2 | TIROS DE 3 | TIR. LIBRES | Tot | Def | Ofe     | Fav | Con |     |     |     |    | Co      | Re |     |        |    |     |
| *4      | OKULAJA, A.      | 33:42  | 13      | 3/9 33%    | 1/4 25%    | 4/4 100%    | 5   | 3   | 2       | 3   |     |     |     |     |    |         | 1  | 2   | 2      | 9  |     |
| 5       | RODRIGUEZ, BERNI | 14:48  | 8       | 1/3 33%    | 2/2 100%   |             |     |     |         | 3   | 1   |     |     | 1   |    | 1       |    | 4   |        | 5  |     |
| *6      | RISACHER, S.     | 22:15  | 14      | 4/7 57%    | 2/4 50%    |             | 4   | 3   | 1       | 1   |     |     |     |     |    |         |    | 3   |        | 11 |     |
| 7       | ESTELLER, ROGER  | 10:05  |         |            | 0/1 0%     |             | 1   |     | 1       |     |     |     |     |     |    |         |    | 1   |        | -2 |     |
| 8       | VAZQUEZ, FRAN    |        |         |            |            |             |     |     |         |     |     |     |     |     |    |         |    |     |        |    |     |
| *9      | KORNEGAY, CHUCK  | 17:26  | 2       | 1/2 50%    |            |             | 7   | 6   | 1       | 1   | 2   | 1   |     |     | 1  |         |    |     | 1      | 12 |     |
| 10      | CABEZAS, CARLOS  | 22:23  | 5       | 0/2 0%     | 1/3 33%    | 2/4 50%     | 2   | 2   |         | 2   | 1   | 3   |     |     |    | 1       |    | 3   | 4      | 1  |     |
| *11     | BULLOCK, LOUIS   | 24:44  | 15      | 0/4 0%     | 3/4 75%    | 6/7 86%     | 1   | 1   |         | 1   | 2   | 5   |     |     | 1  |         |    | 3   | 7      | 13 |     |
| 13      | WEIS, FREDERIC   | 22:34  | 2       | 1/4 25%    |            |             | 8   | 2   | 6       |     |     |     |     |     | 4  |         | 1  | 2   | 1      | 11 |     |
| *14     | SONKO, MOUS      | 12:24  | 3       |            | 1/2 50%    |             |     |     |         |     |     |     |     |     |    |         |    |     |        | 1  |     |
| 15      | GUROVIC, MILAN   | 19:39  | 10      | 2/5 40%    | 1/3 33%    | 3/5 60%     | 5   | 4   | 1       |     |     |     |     |     | 1  |         | 1  | 3   | 3      | 9  |     |
|         | Equipo           |        |         |            |            |             | 3   | 2   | 1       |     | 2   | 1   |     |     |    |         |    |     |        | 6  |     |
| Totales |                  | 200:00 | 72      | 12/36 33%  | 11/23 48%  | 15/20 75%   | 36  | 23  | 13      | 11  | 10  | 15  | 1   |     | 7  | 2       | 3  | 22  | 20     | 76 |     |

| Dor     | NOMBRE         | Tiempo | Pun tos | VISITANTE  |            |             |     |     | Rebotes |     |     | Asi | Rec | Per | CT | Tapones |    | Mat | Faltas |    | VAL |
|---------|----------------|--------|---------|------------|------------|-------------|-----|-----|---------|-----|-----|-----|-----|-----|----|---------|----|-----|--------|----|-----|
|         |                |        |         | TIROS DE 2 | TIROS DE 3 | TIR. LIBRES | Tot | Def | Ofe     | Fav | Con |     |     |     |    | Co      | Re |     |        |    |     |
| *4      | HERNANDEZ, B.  | 27:19  |         | 0/2 0%     | 0/2 0%     |             | 3   | 3   |         | 3   | 1   | 2   |     |     |    | 1       |    | 3   |        | -3 |     |
| 5       | PALACIOS, A.   | 08:35  |         |            |            |             | 2   | 2   |         |     |     |     |     |     |    |         |    |     | 1      | 3  |     |
| *6      | SCOTT, RICHARD | 36:17  | 25      | 10/20 50%  | 0/1 0%     | 5/8 63%     | 3   | 2   | 1       |     | 2   | 2   |     |     | 1  | 3       |    | 3   | 6      | 15 |     |
| *7      | WOOD, DAVID    | 36:13  | 2       | 1/2 50%    | 0/3 0%     |             | 7   | 5   | 2       | 1   |     |     |     |     |    |         |    | 3   |        | 4  |     |
| 8       | FERNANDEZ, J.  | 03:47  | 1       |            | 0/1 0%     | 1/2 50%     | 1   | 1   |         |     |     |     |     |     |    |         |    |     | 2      | 4  |     |
| 9       | ANTUNEZ, J.M.  | 15:12  | 4       | 2/3 67%    |            | 0/2 0%      | 1   |     | 1       | 1   |     |     |     |     |    |         |    | 2   | 3      | 2  |     |
| *11     | SOLANA, F.     | 28:54  | 1       | 0/5 0%     |            | 1/2 50%     | 2   | 1   | 1       | 6   | 3   | 5   |     |     | 1  | 1       |    | 5   | 4      | 4  |     |
| *12     | HERRMANN, W.   | 40:00  | 27      | 7/9 78%    | 1/3 33%    | 10/10 100%  | 12  | 8   | 4       | 1   | 1   | 2   | 1   |     |    | 1       |    | 2   | 6      | 38 |     |
| 13      | FERNANDEZ, P.  | 03:43  | 2       | 1/4 25%    |            |             | 1   |     | 1       |     |     |     |     |     |    | 1       |    | 1   |        | -2 |     |
| 14      | MARTIN, PACO   |        |         |            |            |             |     |     |         |     |     |     |     |     |    |         |    |     |        |    |     |
|         | Equipo         |        |         |            |            |             | 3   | 1   | 2       |     | 1   | 1   |     |     |    |         |    | 1   |        | 2  |     |
| Totales |                | 200:00 | 62      | 21/45 47%  | 1/10 10%   | 17/24 71%   | 35  | 23  | 12      | 12  | 10  | 17  | 1   |     | 2  | 7       |    | 20  | 22     | 59 |     |

Arbitros: GARCIA ORTIZ, REDONDO, PEREA / Resultados parciales: (23-17), (13-11), (15-23), (21-11)

**Tau Cerámica - Bàsquet Manresa**

**92-84**

| Dor     | NOMBRE          | Tiempo | Pun tos | LOCAL      |            |             |     | Rebotes |     |     | Asi | Rec | Per | CT | Tapones |     | Mat | Faltas |    | VAL |    |    |
|---------|-----------------|--------|---------|------------|------------|-------------|-----|---------|-----|-----|-----|-----|-----|----|---------|-----|-----|--------|----|-----|----|----|
|         |                 |        |         | TIROS DE 2 | TIROS DE 3 | TIR. LIBRES |     | Tot     | Def | Ofe |     |     |     |    | Fav     | Con |     | Co     | Re |     |    |    |
| *4      | SCOLA, LUIS     | 33:28  | 10      | 5/9        | 56%        | 0/2         | 0%  | 5       | 3   | 2   | 2   | 2   | 1   | 1  | 1       | 4   | 2   | 10     |    |     |    |    |
| *5      | NOCIONI, ANDRES | 35:45  | 24      | 8/13       | 62%        | 0/1         | 0%  | 8       | 6   | 2   | 2   | 2   | 2   | 3  | 2       | 4   | 7   | 29     |    |     |    |    |
| *6      | BENNETT, ELMER  | 34:26  | 20      | 4/12       | 33%        | 3/8         | 38% | 3       | 2   | 1   | 7   | 2   | 1   | 1  | 2       | 5   | 19  |        |    |     |    |    |
| *7      | FOIREST, L.     | 36:19  | 16      | 2/6        | 33%        | 4/7         | 57% | 2       | 2   | 2   | 3   | 2   | 2   | 1  | 4       | 3   | 13  |        |    |     |    |    |
| 8       | CALDERON, J.M.  | 05:37  |         |            |            |             |     | 1       | 1   |     |     |     |     |    |         | 1   | 2   |        |    |     |    |    |
| 9       | VIDAL, SERGI    |        |         |            |            |             |     |         |     |     |     |     |     |    |         |     |     |        |    |     |    |    |
| 10      | PALLADINO, L.   | 08:21  |         |            |            | 0/2         | 0%  |         |     |     |     |     |     |    |         | 1   | -3  |        |    |     |    |    |
| 11      | MUÑOZ, JAVIER   |        |         |            |            |             |     |         |     |     |     |     |     |    |         |     |     |        |    |     |    |    |
| *13     | WOLKOWYSKI, R.  | 19:34  | 9       | 3/3        | 100%       | 0/1         | 0%  | 4       | 2   | 2   | 3   | 4   | 1   | 1  | 4       | 3   | 8   |        |    |     |    |    |
| 17      | GADOU, THIERRY  | 26:30  | 13      | 4/5        | 80%        |             |     | 5       | 3   | 2   |     | 2   |     |    | 4       | 4   | 15  |        |    |     |    |    |
|         | Equipo          |        |         |            |            |             |     | 1       |     | 1   |     |     |     |    |         | 1   | 2   |        |    |     |    |    |
| Totales |                 | 200:00 | 92      | 26/48      | 54%        | 7/19        | 37% | 19/25   | 76% | 29  | 19  | 10  | 15  | 8  | 11      | 4   | 4   | 5      | 1  | 23  | 26 | 95 |

| Dor     | NOMBRE          | Tiempo | Pun tos | VISITANTE  |            |             |      | Rebotes |     |     | Asi | Rec | Per | CT | Tapones |     | Mat | Faltas |    | VAL |    |    |
|---------|-----------------|--------|---------|------------|------------|-------------|------|---------|-----|-----|-----|-----|-----|----|---------|-----|-----|--------|----|-----|----|----|
|         |                 |        |         | TIROS DE 2 | TIROS DE 3 | TIR. LIBRES |      | Tot     | Def | Ofe |     |     |     |    | Fav     | Con |     | Co     | Re |     |    |    |
| *4      | OLIVER, ALBERT  | 28:36  | 8       | 1/3        | 33%        | 2/5         | 40%  | 2       | 2   |     | 4   | 1   | 2   | 1  | 1       | 1   | 5   | 3      | 6  |     |    |    |
| 5       | LAZARO, JESUS   | 11:24  | 3       | 0/1        | 0%         | 1/2         | 50%  | 2       | 1   | 1   | 1   | 2   | 2   |    | 1       |     | 2   | 1      | 2  |     |    |    |
| 6       | SCHMIDT, CASEY  | 23:15  | 12      | 0/1        | 0%         | 3/4         | 75%  |         |     |     |     | 1   |     |    |         |     | 3   | 2      | 7  |     |    |    |
| 8       | LAVIÑA, FERRAN  | 21:21  | 3       | 1/2        | 50%        | 0/2         | 0%   | 1       | 1   |     | 1   | 2   | 1   |    |         |     | 3   | 3      | -1 |     |    |    |
| *9      | PEÑARROYA, JOAN | 18:39  | 5       | 1/1        | 100%       | 1/3         | 33%  | 2       | 2   |     |     |     |     |    |         |     | 1   | 1      | 5  |     |    |    |
| *11     | CILLA, JESUS    | 16:45  | 2       | 0/2        | 0%         | 0/1         | 0%   | 2       | 2   |     | 1   | 1   |     |    | 1       |     | 2   | 1      | -1 |     |    |    |
| *12     | WILLIAMS, H.    | 33:58  | 20      | 9/13       | 69%        | 0/1         | 0%   | 7       | 6   | 1   | 2   | 2   | 2   | 2  | 2       | 1   | 4   | 3      | 24 |     |    |    |
| *13     | PATTERSON, A.   | 32:15  | 25      | 7/10       | 70%        | 2/2         | 100% | 7       | 5   | 2   | 1   | 3   | 6   | 1  | 2       |     | 3   | 6      | 31 |     |    |    |
| 14      | LLORENS, JORDI  | 13:47  | 6       | 2/3        | 67%        |             |      | 2       | 1   | 1   | 1   | 2   |     |    |         |     | 3   | 3      | 6  |     |    |    |
|         | Equipo          |        |         |            |            |             |      | 4       | 3   | 1   |     |     |     |    |         |     |     |        | 4  |     |    |    |
| Totales |                 | 200:00 | 84      | 21/36      | 58%        | 9/20        | 45%  | 15/18   | 83% | 29  | 23  | 6   | 11  | 8  | 18      | 3   | 5   | 4      |    | 26  | 23 | 83 |

Arbitros: REQUENA, LLAMAZARES, GARCIA LEON / Resultados parciales: (25-24), (21-17), (24-24), (22-19)

**Caja San Fernando - Casademont Girona**

**77-68**

| Dor     | NOMBRE          | Tiempo | Pun tos | LOCAL      |            |             |     | Rebotes |     |     | Asi | Rec | Per | CT | Tapones |     | Mat | Faltas |    | VAL |    |    |
|---------|-----------------|--------|---------|------------|------------|-------------|-----|---------|-----|-----|-----|-----|-----|----|---------|-----|-----|--------|----|-----|----|----|
|         |                 |        |         | TIROS DE 2 | TIROS DE 3 | TIR. LIBRES |     | Tot     | Def | Ofe |     |     |     |    | Fav     | Con |     | Co     | Re |     |    |    |
| *5      | CAZORLA, CARLOS | 12:56  | 2       | 1/1        | 100%       |             |     | 2       | 1   | 1   | 2   |     |     | 1  |         |     | 3   |        | 4  |     |    |    |
| 6       | SEKUNDA, GLENN  | 16:29  | 4       | 2/3        | 67%        | 0/2         | 0%  | 2       | 2   |     | 1   | 2   |     |    |         |     | 3   | 1      | 4  |     |    |    |
| *7      | SANTANGELO, M.  | 11:58  |         | 0/1        | 0%         | 0/2         | 0%  |         |     |     | 1   |     |     |    |         |     | 4   |        | -6 |     |    |    |
| 9       | PEREZ, RAUL     | 30:27  | 13      | 2/4        | 50%        | 2/5         | 40% | 1       | 1   |     | 3   | 2   | 2   |    | 1       |     |     | 2      | 12 |     |    |    |
| 10      | ESMORIS, J.R.   | 14:00  | 3       | 0/2        | 0%         | 1/2         | 50% | 1       | 1   |     |     |     | 1   |    | 2       |     |     |        | -2 |     |    |    |
| 11      | VALDIVIESO, M.  |        |         |            |            |             |     |         |     |     |     |     |     |    |         |     |     |        |    |     |    |    |
| *12     | SLATER, REGGIE  | 19:31  | 14      | 7/9        | 78%        |             |     | 6       | 4   | 2   |     |     | 3   |    |         | 1   | 4   | 1      | 12 |     |    |    |
| 13      | SANCHEZ, SERGIO | 28:02  | 6       | 3/4        | 75%        |             |     | 5       | 3   | 2   | 2   |     | 2   | 1  |         |     | 2   | 2      | 10 |     |    |    |
| *14     | SLANINA, D.     | 36:37  | 16      | 5/8        | 63%        | 1/3         | 33% |         |     |     | 2   | 1   | 2   | 1  | 1       |     | 3   | 3      | 11 |     |    |    |
| *15     | ELSON, F.       | 30:00  | 19      | 8/12       | 67%        |             |     | 5       | 4   | 1   |     | 2   | 1   | 1  |         | 5   | 5   | 4      | 18 |     |    |    |
|         | Equipo          |        |         |            |            |             |     | 4       | 3   | 1   |     | 1   |     |    |         |     |     |        | 5  |     |    |    |
| Totales |                 | 200:00 | 77      | 28/44      | 64%        | 4/14        | 29% | 9/12    | 75% | 26  | 19  | 7   | 11  | 8  | 11      | 3   | 1   | 4      | 6  | 24  | 13 | 68 |

| Dor     | NOMBRE          | Tiempo | Pun tos | VISITANTE  |            |             |     | Rebotes |     |     | Asi | Rec | Per | CT | Tapones |     | Mat | Faltas |    | VAL |    |    |
|---------|-----------------|--------|---------|------------|------------|-------------|-----|---------|-----|-----|-----|-----|-----|----|---------|-----|-----|--------|----|-----|----|----|
|         |                 |        |         | TIROS DE 2 | TIROS DE 3 | TIR. LIBRES |     | Tot     | Def | Ofe |     |     |     |    | Fav     | Con |     | Co     | Re |     |    |    |
| *4      | TRIAS, JORDI    | 11:35  | 4       | 2/3        | 67%        |             |     | 2       | 1   | 1   |     |     |     |    |         | 1   |     |        | 7  |     |    |    |
| *5      | STRUELENS, ERIC | 26:36  | 12      | 4/11       | 36%        | 1/2         | 50% | 7       | 6   | 1   | 2   |     | 3   |    |         | 1   | 2   | 2      | 10 |     |    |    |
| 6       | VALLMAJO, X.    | 04:11  |         |            |            | 0/1         | 0%  |         |     |     | 1   |     |     |    |         |     |     |        |    |     |    |    |
| *7      | PHILLIP, DARREN | 34:55  | 22      | 7/9        | 78%        |             |     | 8       | 3   | 5   | 1   | 2   |     | 1  |         |     | 2   | 9      | 36 |     |    |    |
| *8      | JOHNSON, SYDNEY | 35:49  | 9       | 2/3        | 67%        | 1/3         | 33% | 2       | 2   |     |     |     | 7   |    | 1       |     |     | 5      | 7  |     |    |    |
| 9       | MRSIC, VELJKO   |        |         |            |            |             |     |         |     |     |     |     |     |    |         |     |     |        |    |     |    |    |
| 10      | FERNANDEZ, XAVI | 21:18  | 6       | 2/2        | 100%       | 0/3         | 0%  |         |     |     | 2   |     | 1   |    |         |     | 1   | 2      | 3  |     |    |    |
| 11      | MORAGA, QUIQUE  | 12:29  | 3       | 1/3        | 33%        |             |     | 4       | 2   | 2   |     |     | 3   |    |         |     | 3   | 2      | -1 |     |    |    |
| *12     | ELLIS, TYRONE   | 37:38  | 12      | 1/4        | 25%        | 3/6         | 50% |         |     |     | 2   |     | 2   |    | 1       | 1   | 4   | 4      | 5  |     |    |    |
| 14      | ESPINOSA, TONI  |        |         |            |            |             |     |         |     |     |     |     |     |    |         |     |     |        |    |     |    |    |
| 15      | CAPDEVILA, PERE | 15:29  |         |            |            | 0/2         | 0%  | 1       | 1   |     | 1   | 2   |     |    |         |     | 1   |        | 1  |     |    |    |
|         | Equipo          |        |         |            |            |             |     | 6       | 5   | 1   |     |     | 1   |    |         |     |     |        | 5  |     |    |    |
| Totales |                 | 200:00 | 68      | 19/35      | 54%        | 5/17        | 29% | 15/22   | 68% | 30  | 20  | 10  | 9   | 4  | 17      |     | 4   | 1      | 3  | 13  | 24 | 73 |

Arbitros: RAMOS, SANCHEZ MONSERRAT, GARCIA LEAL / Resultados parciales: (21-15), (15-19), (24-17), (17-17)

## C.B. Granada - Cáceres C.B.

| Dor     | NOMBRE          | Tiempo | Puntos | LOCAL      |            |             |     | Rebotes |      |     | Asi | Rec | Per | CT | Tapones |     | Mat | Faltas |    | VAL |    |    |
|---------|-----------------|--------|--------|------------|------------|-------------|-----|---------|------|-----|-----|-----|-----|----|---------|-----|-----|--------|----|-----|----|----|
|         |                 |        |        | TIROS DE 2 | TIROS DE 3 | TIR. LIBRES |     | Tot     | Def  | Ofe |     |     |     |    | Fav     | Con |     | Co     | Re |     |    |    |
| 4       | LIÑAN, JUAN C.  |        |        |            |            |             |     |         |      |     |     |     |     |    |         |     |     |        |    |     |    |    |
| 5       | ROMERO, DANIEL  | 17:43  | 2      | 1/1        | 100%       | 0/1         | 0%  |         | 1    | 1   |     |     |     | 1  |         |     |     | 2      | 1  | 1   |    |    |
| *6      | PHILLIPS, BILL  | 12:37  | 2      | 1/2        | 50%        |             |     |         | 2    | 2   |     |     | 1   | 1  |         |     |     | 1      | 1  | 3   |    |    |
| *7      | WARD, JEROD     | 33:41  | 17     | 4/10       | 40%        | 2/5         | 40% | 3/4     | 75%  | 3   | 1   | 2   | 1   | 1  | 2       |     | 1   | 2      | 4  | 11  |    |    |
| *8      | SERRANO, E.     | 30:23  | 6      | 3/7        | 43%        | 0/1         | 0%  | 0/2     | 0%   | 7   | 6   | 1   | 2   | 2  | 2       | 1   |     | 5      | 2  | 5   |    |    |
| 9       | MESA, DAVID     |        |        |            |            |             |     |         |      |     |     |     |     |    |         |     |     |        |    |     |    |    |
| *10     | WRIGHT, MICHAEL | 39:16  | 20     | 9/13       | 69%        |             |     | 2/4     | 50%  | 10  | 5   | 5   |     | 3  | 3       |     |     | 3      | 5  | 26  |    |    |
| 11      | ORDIN, NACHO    | 14:17  |        | 0/2        | 0%         | 0/1         | 0%  |         |      |     |     |     |     |    |         |     |     | 3      |    | -6  |    |    |
| 12      | GUARDIA, SALVA  | 26:50  | 12     | 4/8        | 50%        | 0/2         | 0%  | 4/4     | 100% | 8   | 4   | 4   | 1   | 1  | 2       |     | 1   | 1      | 5  | 17  |    |    |
| 13      | DOBLAS, DAVID   |        |        |            |            |             |     |         |      |     |     |     |     |    |         |     |     |        |    |     |    |    |
| 14      | MANZANO, HECTOR |        |        |            |            |             |     |         |      |     |     |     |     |    |         |     |     |        |    |     |    |    |
| *15     | SIGALAS, G.     | 25:13  | 2      | 1/8        | 13%        | 0/2         | 0%  |         |      | 3   | 3   |     | 1   | 1  | 2       |     | 1   | 4      | 1  | -8  |    |    |
|         | Equipo          |        |        |            |            |             |     |         | 2    |     | 2   |     |     | 3  |         |     |     |        |    | 5   |    |    |
| Totales |                 | 200:00 | 61     | 23/51      | 45%        | 2/12        | 17% | 9/14    | 64%  | 36  | 22  | 14  | 5   | 12 | 12      | 2   |     | 3      | 1  | 21  | 19 | 54 |

| Dor     | NOMBRE          | Tiempo | Puntos | VISITANTE  |            |             |     | Rebotes |      |     | Asi | Rec | Per | CT | Tapones |     | Mat | Faltas |    | VAL |    |
|---------|-----------------|--------|--------|------------|------------|-------------|-----|---------|------|-----|-----|-----|-----|----|---------|-----|-----|--------|----|-----|----|
|         |                 |        |        | TIROS DE 2 | TIROS DE 3 | TIR. LIBRES |     | Tot     | Def  | Ofe |     |     |     |    | Fav     | Con |     | Co     | Re |     |    |
| 5       | SANGUINO, JUAN  |        |        |            |            |             |     |         |      |     |     |     |     |    |         |     |     |        |    |     |    |
| 6       | HANSEN, MIKE    | 20:16  | 7      |            | 2/3        | 67%         | 1/2 | 50%     |      |     |     | 1   |     |    |         |     |     | 1      | 1  | 6   |    |
| 7       | ORENGA, J.A.    | 17:24  | 7      | 3/6        | 50%        | 0/1         | 0%  | 1/1     | 100% | 8   | 3   | 5   |     | 1  | 2       |     |     | 4      | 1  | 7   |    |
| *9      | LLEAL, JOFFRE   | 25:15  |        | 0/1        | 0%         | 0/2         | 0%  |         |      | 2   | 2   |     | 1   | 1  |         |     |     | 3      | 3  | -1  |    |
| *10     | LOPEZ, FERRAN   | 32:02  | 9      | 0/5        | 0%         | 2/5         | 40% | 3/4     | 75%  | 2   | 2   |     | 2   | 1  | 2       |     |     | 1      | 6  | 8   |    |
| *11     | MUONEKE, GABE   | 25:24  | 7      | 1/8        | 13%        |             |     | 5/6     | 83%  | 11  | 7   | 4   | 1   | 3  | 2       |     | 1   | 1      | 4  | 15  |    |
| 12      | GARCIA, DANI    | 16:34  | 6      | 1/2        | 50%        | 1/3         | 33% | 1/2     | 50%  | 4   | 4   |     | 1   |    | 1       |     | 3   | 2      | 1  | 8   |    |
| 13      | ESLAVA, ARIEL   | 02:43  |        |            |            |             |     |         |      | 2   |     | 2   |     |    |         |     |     |        |    | 2   |    |
| *14     | THOMPSON, KEVIN | 20:38  | 8      | 4/5        | 80%        |             |     |         |      | 7   | 3   | 4   |     | 1  | 2       |     |     | 4      | 1  | 10  |    |
| *15     | BEECHUM, HURL   | 39:44  | 21     | 2/7        | 29%        | 5/11        | 45% | 2/4     | 50%  | 2   | 2   |     | 1   | 1  | 4       |     |     | 3      | 4  | 9   |    |
|         | Equipo          |        |        |            |            |             |     |         |      | 2   | 1   | 1   |     | 1  |         |     |     |        |    | 1   |    |
| Totales |                 | 200:00 | 65     | 11/34      | 32%        | 10/25       | 40% | 13/19   | 68%  | 40  | 24  | 16  | 7   | 7  | 15      |     | 3   | 1      | 19 | 21  | 65 |

Arbitros: MITJANA, MARTINEZ JIMENEZ, GONZALEZ DIAZ / Resultados parciales: (12-18), (18-8), (17-19), (14-20)



# SERVICIO DE ESTADISTICAS ACB

## LUCENTUM ALICANTE

### Estadísticas acumuladas hasta la Jornada 25

|                  | Par jug | Min jug | 5i | Puntos |     | Tiros de 3 |     |      | Tiros de 2 |     | Tiros libres |     |     | Rebotes |     |     | Asi efe | Balones |     | Tapones |     | Faltas |     |     | Val |      |
|------------------|---------|---------|----|--------|-----|------------|-----|------|------------|-----|--------------|-----|-----|---------|-----|-----|---------|---------|-----|---------|-----|--------|-----|-----|-----|------|
|                  |         |         |    | Tot    | Max | Int        | Con | %    | Int        | Con | %            | Int | Con | %       | Ofe | Def |         | Tot     | Rec | Per     | Fav | Con    | Mat | Com |     | Rec  |
| Perasovic, V.    | 25      | 842     | 25 | 468    | 31  | 167        | 67  | 40%  | 184        | 82  | 44%          | 131 | 103 | 78%     | 19  | 38  | 57      | 26      | 63  | 3       | 17  | 0      | 57  | 115 | 377 |      |
| Roe, Lou         | 23      | 771     | 22 | 364    | 31  | 4          | 0   | 0%   | 248        | 140 | 56%          | 120 | 84  | 70%     | 67  | 118 | 185     | 29      | 36  | 54      | 28  | 13     | 25  | 77  | 124 | 474  |
| Prigioni, Pablo  | 25      | 748     | 25 | 256    | 25  | 106        | 41  | 38%  | 88         | 49  | 55%          | 43  | 35  | 81%     | 13  | 47  | 60      | 96      | 59  | 42      | 1   | 5      | 6   | 64  | 61  | 310  |
| Junyent, Oriol   | 25      | 659     | 23 | 294    | 26  | 19         | 5   | 26%  | 206        | 107 | 51%          | 81  | 65  | 80%     | 45  | 97  | 142     | 22      | 14  | 46      | 8   | 6      | 6   | 93  | 89  | 295  |
| García, Héctor   | 25      | 539     | 3  | 209    | 21  | 84         | 32  | 38%  | 76         | 40  | 52%          | 41  | 33  | 80%     | 11  | 28  | 39      | 25      | 19  | 24      | 1   | 5      | 0   | 57  | 40  | 151  |
| Stojic, Mario    | 18      | 418     | 13 | 130    | 15  | 36         | 17  | 47%  | 54         | 28  | 51%          | 40  | 23  | 57%     | 5   | 32  | 37      | 33      | 20  | 19      | 3   | 2      | 1   | 41  | 44  | 143  |
| Baldo, Víctor    | 23      | 367     |    | 138    | 16  | 10         | 2   | 20%  | 99         | 45  | 45%          | 57  | 42  | 73%     | 33  | 45  | 78      | 14      | 22  | 22      | 10  | 8      | 0   | 63  | 46  | 138  |
| Millera, Jordi   | 17      | 200     |    | 46     | 10  | 15         | 8   | 53%  | 15         | 7   | 46%          | 13  | 8   | 61%     | 7   | 14  | 21      | 39      | 12  | 19      | 0   | 2      | 0   | 26  | 20  | 71   |
| Gómez, Manu      | 21      | 183     | 4  | 50     | 12  | 0          | 0   | 0%   | 31         | 21  | 67%          | 16  | 8   | 50%     | 18  | 23  | 41      | 1       | 4   | 15      | 2   | 4      | 2   | 44  | 14  | 31   |
| López Valera     | 9       | 80      | 4  | 25     | 7   | 2          | 2   | 100% | 12         | 9   | 75%          | 2   | 1   | 50%     | 1   | 7   | 8       | 5       | 3   | 2       | 0   | 0      | 1   | 10  | 4   | 29   |
| Burke, Paul      | 4       | 44      |    | 3      | 3   | 4          | 1   | 25%  | 1          | 0   | 0%           | 0   | 0   | 0%      | 1   | 2   | 3       | 6       | 2   | 0       | 0   | 0      | 0   | 7   | 4   | 7    |
| Cano, Fran       | 1       | 6       |    | 2      | 2   | 0          | 0   | 0%   | 1          | 1   | 100%         | 0   | 0   | 0%      | 0   | 0   | 0       | 1       | 0   | 0       | 0   | 0      | 0   | 0   | 0   | 3    |
| Moncholi, A.     | 1       | 4       |    | 2      | 2   | 0          | 0   | 0%   | 2          | 1   | 50%          | 0   | 0   | 0%      | 0   | 0   | 0       | 1       | 0   | 0       | 0   | 0      | 0   | 0   | 0   | 2    |
| Vargas, Sebas    | 1       | 2       |    | 2      | 2   | 0          | 0   | 0%   | 2          | 1   | 50%          | 0   | 0   | 0%      | 1   | 0   | 1       | 0       | 0   | 0       | 0   | 0      | 0   | 0   | 0   | 2    |
| B Ambrassa, F.   | 7       | 119     | 5  | 15     | 4   | 17         | 3   | 17%  | 7          | 3   | 42%          | 0   | 0   | 0%      | 0   | 8   | 8       | 3       | 2   | 5       | 0   | 1      | 0   | 17  | 3   | -10  |
| B Williams, John | 1       | 11      | 1  | 0      | 0   | 0          | 0   | 0%   | 1          | 0   | 0%           | 0   | 0   | 0%      | 0   | 4   | 4       | 1       | 0   | 3       | 1   | 1      | 0   | 1   | 0   | 0    |
| B Santana, Angel | 3       | 10      |    | 5      | 5   | 1          | 1   | 100% | 2          | 1   | 50%          | 0   | 0   | 0%      | 0   | 1   | 1       | 3       | 1   | 0       | 0   | 1      | 0   | 1   | 0   | 7    |
| Datos de Equipo  | 25      |         |    | 0      | 0   | 0          | 0   | 0%   | 0          | 0   | 0%           | 0   | 0   | 0%      | 30  | 59  | 89      | 0       | 17  | 14      | 0   | 0      | 0   | 3   | 5   | 94   |
| Totales          |         | 5000    |    | 2009   | 105 | 465        | 179 | 38%  | 1029       | 535 | 51%          | 544 | 402 | 73%     | 251 | 523 | 774     | 354     | 237 | 328     | 57  | 65     | 41  | 561 | 569 | 2124 |

## F.C. BARCELONA

### Estadísticas acumuladas hasta la Jornada 25

|                 | Par jug | Min jug | 5i | Puntos |     | Tiros de 3 |     |      | Tiros de 2 |     | Tiros libres |     |     | Rebotes |     |     | Asi efe | Balones |     | Tapones |     | Faltas |     |     | Val |      |
|-----------------|---------|---------|----|--------|-----|------------|-----|------|------------|-----|--------------|-----|-----|---------|-----|-----|---------|---------|-----|---------|-----|--------|-----|-----|-----|------|
|                 |         |         |    | Tot    | Max | Int        | Con | %    | Int        | Con | %            | Int | Con | %       | Ofe | Def |         | Tot     | Rec | Per     | Fav | Con    | Mat | Com |     | Rec  |
| Navarro, J.C.   | 25      | 723     | 13 | 359    | 26  | 116        | 43  | 37%  | 133        | 71  | 53%          | 116 | 88  | 75%     | 11  | 43  | 54      | 45      | 23  | 35      | 0   | 9      | 0   | 54  | 100 | 320  |
| Bodiroga, Dejan | 22      | 696     | 21 | 382    | 24  | 55         | 20  | 36%  | 174        | 116 | 66%          | 112 | 90  | 80%     | 13  | 76  | 89      | 48      | 13  | 43      | 1   | 6      | 0   | 56  | 98  | 411  |
| Fucka, Gregor   | 22      | 649     | 22 | 279    | 23  | 29         | 10  | 34%  | 213        | 99  | 46%          | 86  | 51  | 59%     | 45  | 95  | 140     | 10      | 25  | 49      | 14  | 8      | 9   | 73  | 105 | 275  |
| Jasikevicius, s | 25      | 618     | 16 | 304    | 21  | 114        | 54  | 47%  | 78         | 43  | 55%          | 64  | 56  | 87%     | 5   | 28  | 33      | 88      | 13  | 51      | 1   | 4      | 0   | 66  | 65  | 280  |
| De la Fuente, R | 22      | 562     | 11 | 170    | 17  | 62         | 20  | 32%  | 85         | 44  | 51%          | 30  | 22  | 73%     | 23  | 55  | 78      | 22      | 15  | 14      | 6   | 4      | 0   | 48  | 29  | 163  |
| Dueñas, Roberto | 25      | 556     | 16 | 266    | 26  | 1          | 0   | 0%   | 172        | 102 | 59%          | 87  | 62  | 71%     | 37  | 137 | 174     | 15      | 14  | 47      | 21  | 7      | 31  | 62  | 71  | 349  |
| Rodríguez, N.   | 25      | 437     | 9  | 114    | 11  | 41         | 13  | 31%  | 31         | 15  | 48%          | 55  | 45  | 81%     | 10  | 37  | 47      | 43      | 21  | 21      | 2   | 4      | 0   | 37  | 46  | 157  |
| Femerling, P.   | 23      | 412     | 9  | 109    | 13  | 1          | 0   | 0%   | 74         | 39  | 52%          | 43  | 31  | 72%     | 28  | 56  | 84      | 8       | 19  | 31      | 26  | 5      | 9   | 61  | 47  | 148  |
| Alzamora, Alf.  | 24      | 254     | 2  | 57     | 8   | 2          | 1   | 50%  | 48         | 21  | 43%          | 23  | 12  | 52%     | 17  | 34  | 51      | 11      | 9   | 13      | 4   | 3      | 0   | 46  | 20  | 51   |
| Bravo, César    | 12      | 103     | 4  | 20     | 9   | 11         | 2   | 18%  | 9          | 2   | 22%          | 16  | 10  | 62%     | 4   | 10  | 14      | 2       | 5   | 7       | 2   | 1      | 0   | 18  | 12  | 7    |
| Van de Hare, R. | 1       | 3       |    | 2      | 2   | 0          | 0   | 0%   | 2          | 1   | 50%          | 1   | 0   | 0%      | 1   | 0   | 1       | 0       | 0   | 0       | 0   | 0      | 0   | 1   | 2   | 2    |
| Martín, Nacho   | 1       | 3       |    | 3      | 3   | 1          | 1   | 100% | 1          | 0   | 0%           | 0   | 0   | 0%      | 0   | 1   | 1       | 0       | 0   | 0       | 0   | 0      | 0   | 1   | 0   | 2    |
| B Varejao, A.   | 3       | 61      | 2  | 25     | 11  | 2          | 1   | 50%  | 12         | 8   | 66%          | 11  | 6   | 54%     | 7   | 9   | 16      | 1       | 4   | 7       | 2   | 0      | 2   | 11  | 12  | 32   |
| Datos de Equipo | 25      |         |    | 0      | 0   | 0          | 0   | 0%   | 0          | 0   | 0%           | 0   | 0   | 0%      | 23  | 55  | 78      | 0       | 10  | 12      | 0   | 0      | 0   | 1   | 9   | 84   |
| Totales         |         | 5075    |    | 2090   | 108 | 435        | 165 | 37%  | 1032       | 561 | 54%          | 644 | 473 | 73%     | 224 | 636 | 860     | 293     | 171 | 330     | 79  | 51     | 51  | 535 | 616 | 2281 |

## TAU CERAMICA

### Estadísticas acumuladas hasta la Jornada 25

|                  | Par jug | Min jug | 5i | Puntos |     | Tiros de 3 |     |     | Tiros de 2 |     | Tiros libres |     |     | Rebotes |     |     | Asi efe | Balones |     | Tapones |     | Faltas |     |     | Val |     |
|------------------|---------|---------|----|--------|-----|------------|-----|-----|------------|-----|--------------|-----|-----|---------|-----|-----|---------|---------|-----|---------|-----|--------|-----|-----|-----|-----|
|                  |         |         |    | Tot    | Max | Int        | Con | %   | Int        | Con | %            | Int | Con | %       | Ofe | Def |         | Tot     | Rec | Per     | Fav | Con    | Mat | Com |     | Rec |
| Nocioni, Andrés  | 25      | 815     | 20 | 453    | 31  | 109        | 39  | 35% | 239        | 122 | 51%          | 121 | 92  | 76%     | 46  | 132 | 178     | 40      | 19  | 61      | 30  | 16     | 13  | 82  | 113 | 458 |
| Scola, Luis      | 19      | 568     | 14 | 293    | 29  | 1          | 0   | 0%  | 221        | 125 | 56%          | 74  | 43  | 58%     | 41  | 85  | 126     | 31      | 32  | 47      | 6   | 14     | 7   | 77  | 69  | 291 |
| Foirest, L.      | 22      | 567     | 16 | 218    | 25  | 102        | 38  | 37% | 88         | 37  | 42%          | 38  | 30  | 78%     | 12  | 48  | 60      | 34      | 15  | 30      | 4   | 5      | 0   | 59  | 48  | 162 |
| Palladino, L.    | 21      | 513     | 11 | 191    | 20  | 102        | 43  | 42% | 50         | 20  | 40%          | 23  | 22  | 95%     | 10  | 32  | 42      | 16      | 22  | 14      | 2   | 2      | 0   | 45  | 29  | 151 |
| Calderón, J.M.   | 23      | 364     | 3  | 120    | 20  | 27         | 12  | 44% | 49         | 22  | 44%          | 48  | 40  | 83%     | 9   | 15  | 24      | 26      | 21  | 31      | 2   | 4      | 1   | 34  | 45  | 119 |
| Gadou, Thierry   | 13      | 233     | 4  | 50     | 15  | 7          | 1   | 14% | 27         | 17  | 62%          | 17  | 13  | 76%     | 12  | 18  | 30      | 17      | 11  | 16      | 1   | 0      | 0   | 34  | 14  | 53  |
| Vidal, Sergi     | 15      | 202     | 4  | 63     | 14  | 14         | 3   | 21% | 31         | 18  | 58%          | 21  | 18  | 85%     | 6   | 18  | 24      | 13      | 14  | 13      | 0   | 0      | 1   | 20  | 25  | 79  |
| Bennett, Elmer   | 6       | 187     | 6  | 79     | 20  | 31         | 10  | 32% | 37         | 18  | 48%          | 19  | 13  | 68%     | 7   | 13  | 20      | 29      | 6   | 12      | 2   | 3      | 0   | 14  | 18  | 79  |
| wolkowski, R.    | 5       | 97      | 5  | 39     | 18  | 11         | 2   | 18% | 21         | 13  | 61%          | 9   | 7   | 77%     | 9   | 9   | 18      | 3       | 4   | 8       | 1   | 3      | 0   | 14  | 8   | 29  |
| Hernández, E.    | 4       | 8       |    | 2      | 2   | 0          | 0   | 0%  | 2          | 1   | 50%          | 0   | 0   | 0%      | 0   | 0   | 0       | 0       | 0   | 0       | 0   | 0      | 0   | 3   | 0   | -2  |
| B Allen, Jerome  | 19      | 628     | 16 | 238    | 23  | 65         | 19  | 29% | 111        | 62  | 55%          | 79  | 57  | 72%     | 8   | 54  | 62      | 69      | 23  | 32      | 4   | 10     | 3   | 30  | 84  | 291 |
| B Griffith, R.   | 17      | 440     | 14 | 129    | 23  | 1          | 0   | 0%  | 101        | 53  | 52%          | 44  | 23  | 52%     | 40  | 63  | 103     | 18      | 13  | 28      | 26  | 6      | 10  | 59  | 47  | 173 |
| B Mottola, Hanno | 9       | 184     | 2  | 76     | 15  | 27         | 10  | 37% | 31         | 13  | 41%          | 22  | 20  | 90%     | 12  | 16  | 28      | 9       | 7   | 15      | 4   | 6      | 1   | 36  | 16  | 46  |
| B Phillips, Bill | 7       | 146     | 6  | 42     | 20  | 9          | 0   | 0%  | 27         | 17  | 62%          | 10  | 8   | 80%     | 8   | 24  | 32      | 1       | 3   | 10      | 3   | 2      | 0   | 18  | 9   | 39  |
| B Sims, Lewis    | 3       | 70      | 2  | 22     | 15  | 6          | 1   | 16% | 23         | 9   | 39%          | 2   | 1   | 50%     | 0   | 10  | 10      | 2       | 3   | 3       | 0   | 0      | 0   | 9   | 3   | 8   |
| B Bilba, Jim     | 3       | 52      | 2  | 5      | 3   | 0          | 0   | 0%  | 6          | 1   | 16%          | 4   | 3   | 75%     | 4   | 1   | 5       | 1       | 1   | 1       | 1   | 1      | 0   | 6   | 4   | 3   |
| Datos de Equipo  | 25      |         |    | 0      | 0   | 0          | 0   | 0%  | 0          | 0   |              |     |     |         |     |     |         |         |     |         |     |        |     |     |     |     |

# SERVICIO DE ESTADISTICAS ACB

## CACERES C.B.

## Estadísticas acumuladas hasta la Jornada 25

|                 | Par jug | Min jug | Puntos |      | Tiros de 3 |     |     | Tiros de 2 |      |     | Tiros libres |     |     | Rebotes |     |     | Asi efe | Balones |     | Tapones |     | Faltas |     |     |     |      |
|-----------------|---------|---------|--------|------|------------|-----|-----|------------|------|-----|--------------|-----|-----|---------|-----|-----|---------|---------|-----|---------|-----|--------|-----|-----|-----|------|
|                 |         |         | 5i     | Tot  | Max        | Int | Con | %          | Int  | Con | %            | Int | Con | %       | Ofe | Def |         | Tot     | Rec | Per     | Fav | Con    | Mat | Com | Rec | Va1  |
| Beechum, Hurl   | 25      | 736     | 24     | 338  | 33         | 184 | 69  | 37%        | 96   | 45  | 46%          | 51  | 41  | 80%     | 7   | 56  | 63      | 31      | 29  | 35      | 1   | 6      | 2   | 63  | 50  | 232  |
| López, Ferran   | 24      | 721     | 20     | 216  | 19         | 75  | 22  | 29%        | 125  | 51  | 40%          | 73  | 48  | 65%     | 18  | 45  | 63      | 93      | 25  | 57      | 0   | 10     | 0   | 61  | 81  | 198  |
| García, Dani    | 24      | 561     | 9      | 200  | 17         | 61  | 22  | 36%        | 121  | 57  | 47%          | 34  | 20  | 58%     | 30  | 66  | 96      | 34      | 17  | 33      | 29  | 6      | 10  | 70  | 34  | 184  |
| Hansen, Mike    | 23      | 438     | 6      | 128  | 17         | 65  | 28  | 43%        | 29   | 17  | 58%          | 14  | 10  | 71%     | 3   | 23  | 26      | 30      | 11  | 18      | 0   | 2      | 0   | 32  | 22  | 112  |
| Eslava, Ariel   | 25      | 412     | 8      | 84   | 10         | 5   | 0   | 0%         | 82   | 37  | 45%          | 28  | 10  | 35%     | 28  | 59  | 87      | 27      | 18  | 32      | 3   | 6      | 3   | 52  | 28  | 89   |
| Lleal, Joffre   | 24      | 384     | 5      | 164  | 24         | 42  | 15  | 35%        | 49   | 22  | 44%          | 86  | 75  | 87%     | 5   | 28  | 33      | 19      | 12  | 29      | 0   | 8      | 0   | 39  | 69  | 156  |
| Thompson, Kevin | 10      | 305     | 9      | 164  | 25         | 0   | 0   | 0%         | 116  | 69  | 59%          | 49  | 26  | 53%     | 51  | 43  | 94      | 8       | 6   | 15      | 9   | 8      | 3   | 29  | 42  | 201  |
| Orenga, J.A.    | 16      | 216     | 4      | 91   | 15         | 2   | 1   | 50%        | 65   | 32  | 49%          | 31  | 24  | 77%     | 13  | 30  | 43      | 8       | 9   | 12      | 1   | 4      | 0   | 45  | 26  | 76   |
| Muoneke, Gabe   | 7       | 188     | 6      | 92   | 26         | 13  | 3   | 23%        | 65   | 30  | 46%          | 32  | 23  | 71%     | 9   | 20  | 29      | 14      | 4   | 21      | 2   | 1      | 7   | 25  | 27  | 67   |
| Sanguino, Juan  | 1       | 2       |        | 0    | 0          | 0   | 0   | 0%         | 0    | 0   | 0%           | 0   | 0   | 0%      | 0   | 0   | 0       | 0       | 0   | 1       | 0   | 0      | 0   | 0   | 0   | -1   |
| B Thomas, Deon  | 15      | 409     | 14     | 230  | 30         | 12  | 4   | 33%        | 151  | 83  | 54%          | 73  | 52  | 71%     | 23  | 62  | 85      | 15      | 10  | 29      | 7   | 10     | 4   | 55  | 64  | 220  |
| B Petrovic, V.  | 19      | 401     | 12     | 165  | 18         | 26  | 7   | 26%        | 114  | 62  | 54%          | 29  | 20  | 68%     | 28  | 40  | 68      | 29      | 26  | 29      | 3   | 9      | 8   | 53  | 34  | 154  |
| B Martin, Bobby | 12      | 226     | 8      | 83   | 14         | 0   | 0   | 0%         | 63   | 31  | 49%          | 41  | 21  | 51%     | 24  | 34  | 58      | 5       | 6   | 22      | 0   | 12     | 6   | 38  | 42  | 70   |
| Datos de Equipo | 25      |         |        | 0    |            | 0   | 0   | 0%         | 0    | 0   | 0%           | 0   | 0   | 0%      | 32  | 45  | 77      | 0       | 8   | 10      | 0   | 0      | 0   | 2   | 7   | 80   |
| Totales         |         | 5000    |        | 1955 | 97         | 485 | 171 | 35%        | 1076 | 536 | 49%          | 541 | 370 | 68%     | 271 | 551 | 822     | 313     | 181 | 343     | 55  | 82     | 43  | 564 | 526 | 1838 |

## AUNA

## Estadísticas acumuladas hasta la Jornada 25

|                 | Par jug | Min jug | Puntos |      | Tiros de 3 |     |     | Tiros de 2 |      |     | Tiros libres |     |     | Rebotes |     |     | Asi efe | Balones |     | Tapones |     | Faltas |     |     |     |      |
|-----------------|---------|---------|--------|------|------------|-----|-----|------------|------|-----|--------------|-----|-----|---------|-----|-----|---------|---------|-----|---------|-----|--------|-----|-----|-----|------|
|                 |         |         | 5i     | Tot  | Max        | Int | Con | %          | Int  | Con | %            | Int | Con | %       | Ofe | Def |         | Tot     | Rec | Per     | Fav | Con    | Mat | Com | Rec | Va1  |
| Lewis, Larry    | 25      | 798     | 25     | 466  | 29         | 16  | 4   | 25%        | 354  | 181 | 51%          | 135 | 92  | 68%     | 59  | 131 | 190     | 41      | 38  | 60      | 14  | 28     | 10  | 77  | 128 | 484  |
| Eley, Bud       | 25      | 696     | 25     | 416  | 24         | 2   | 1   | 50%        | 276  | 170 | 61%          | 128 | 73  | 57%     | 63  | 138 | 201     | 19      | 29  | 50      | 32  | 9      | 14  | 100 | 111 | 487  |
| Larrañaga, Jay  | 25      | 635     | 23     | 248  | 25         | 129 | 54  | 41%        | 65   | 32  | 49%          | 29  | 22  | 75%     | 19  | 59  | 78      | 27      | 25  | 33      | 0   | 4      | 0   | 65  | 40  | 201  |
| Martínez, G.    | 25      | 624     | 23     | 199  | 16         | 80  | 31  | 38%        | 90   | 39  | 43%          | 40  | 28  | 70%     | 7   | 27  | 34      | 103     | 23  | 41      | 0   | 4      | 0   | 49  | 56  | 209  |
| Klein, Jason    | 25      | 577     | 12     | 210  | 25         | 119 | 51  | 42%        | 56   | 24  | 42%          | 14  | 9   | 64%     | 10  | 34  | 44      | 15      | 19  | 14      | 2   | 4      | 4   | 66  | 12  | 113  |
| Guerra, Roberto | 25      | 509     | 1      | 186  | 23         | 53  | 18  | 33%        | 81   | 43  | 53%          | 73  | 46  | 63%     | 14  | 40  | 54      | 25      | 20  | 25      | 9   | 10     | 9   | 52  | 69  | 176  |
| Brabender, D.   | 25      | 402     | 2      | 134  | 15         | 58  | 24  | 41%        | 21   | 12  | 57%          | 44  | 38  | 86%     | 7   | 20  | 27      | 60      | 19  | 31      | 0   | 2      | 0   | 67  | 41  | 132  |
| Moran, Jim      | 23      | 299     | 14     | 59   | 12         | 43  | 15  | 34%        | 10   | 5   | 50%          | 5   | 4   | 80%     | 7   | 22  | 29      | 13      | 11  | 2       | 6   | 0      | 2   | 48  | 5   | 39   |
| Montas, Alexis  | 22      | 189     |        | 56   | 9          | 0   | 0   | 0%         | 46   | 23  | 50%          | 18  | 10  | 55%     | 21  | 31  | 52      | 5       | 4   | 8       | 3   | 7      | 6   | 19  | 16  | 71   |
| Guillén, R.     | 6       | 83      | 7      | 28   | 8          | 7   | 2   | 28%        | 16   | 8   | 50%          | 9   | 6   | 66%     | 7   | 9   | 16      | 5       | 2   | 6       | 2   | 2      | 0   | 13  | 8   | 24   |
| B De Pol, A.    | 11      | 150     |        | 47   | 8          | 11  | 0   | 0%         | 30   | 15  | 50%          | 20  | 17  | 85%     | 7   | 21  | 28      | 6       | 7   | 8       | 3   | 0      | 2   | 20  | 23  | 57   |
| B Murcia, Fran  | 8       | 87      |        | 52   | 14         | 21  | 9   | 42%        | 14   | 6   | 42%          | 15  | 13  | 86%     | 5   | 10  | 15      | 7       | 0   | 5       | 1   | 0      | 0   | 9   | 15  | 54   |
| Datos de Equipo | 25      |         |        | 0    |            | 0   | 0   | 0%         | 0    | 0   | 0%           | 0   | 0   | 0%      | 29  | 57  | 86      | 0       | 9   | 13      | 0   | 0      | 0   | 2   | 10  | 90   |
| Totales         |         | 5050    |        | 2101 | 104        | 539 | 209 | 38%        | 1059 | 558 | 52%          | 530 | 358 | 67%     | 255 | 599 | 854     | 326     | 206 | 296     | 72  | 70     | 47  | 587 | 534 | 2137 |

## ADECCO ESTUDIANTES

## Estadísticas acumuladas hasta la Jornada 25

|                  | Par jug | Min jug | Puntos |      | Tiros de 3 |     |     | Tiros de 2 |      |     | Tiros libres |     |     | Rebotes |     |     | Asi efe | Balones |     | Tapones |     | Faltas |     |     |     |      |
|------------------|---------|---------|--------|------|------------|-----|-----|------------|------|-----|--------------|-----|-----|---------|-----|-----|---------|---------|-----|---------|-----|--------|-----|-----|-----|------|
|                  |         |         | 5i     | Tot  | Max        | Int | Con | %          | Int  | Con | %            | Int | Con | %       | Ofe | Def |         | Tot     | Rec | Per     | Fav | Con    | Mat | Com | Rec | Va1  |
| Reyes, Felipe    | 25      | 787     | 24     | 416  | 34         | 1   | 0   | 0%         | 307  | 159 | 51%          | 162 | 98  | 60%     | 126 | 142 | 268     | 28      | 47  | 55      | 14  | 20     | 38  | 84  | 149 | 550  |
| Jiménez, Carlos  | 24      | 748     | 24     | 295  | 18         | 58  | 23  | 39%        | 147  | 74  | 50%          | 94  | 78  | 82%     | 43  | 115 | 158     | 52      | 39  | 29      | 18  | 5      | 16  | 56  | 98  | 446  |
| Loncar, Nikola   | 25      | 619     | 10     | 212  | 21         | 105 | 39  | 37%        | 75   | 33  | 44%          | 34  | 29  | 85%     | 7   | 31  | 38      | 23      | 25  | 33      | 4   | 3      | 1   | 48  | 23  | 128  |
| Azofra, Nacho    | 25      | 587     | 16     | 163  | 14         | 101 | 26  | 25%        | 63   | 29  | 46%          | 33  | 27  | 81%     | 17  | 39  | 56      | 92      | 28  | 44      | 0   | 4      | 0   | 91  | 49  | 134  |
| Brewer, Corey    | 23      | 514     | 9      | 339  | 37         | 145 | 50  | 34%        | 105  | 53  | 50%          | 106 | 83  | 78%     | 22  | 30  | 52      | 34      | 40  | 38      | 3   | 9      | 6   | 59  | 101 | 293  |
| Jasen, Hernán    | 21      | 374     | 15     | 164  | 19         | 54  | 18  | 33%        | 85   | 43  | 50%          | 40  | 24  | 60%     | 18  | 41  | 59      | 31      | 35  | 23      | 10  | 3      | 6   | 47  | 39  | 171  |
| Keefe, Adam      | 17      | 366     | 10     | 89   | 11         | 4   | 2   | 50%        | 75   | 34  | 45%          | 17  | 15  | 88%     | 30  | 52  | 82      | 13      | 18  | 13      | 3   | 7      | 6   | 34  | 27  | 133  |
| Gabriel, Germán  | 24      | 365     | 5      | 188  | 26         | 33  | 6   | 18%        | 125  | 61  | 48%          | 60  | 48  | 80%     | 33  | 45  | 78      | 7       | 7   | 19      | 6   | 8      | 2   | 41  | 45  | 160  |
| Vidaurreta, R.   | 19      | 228     | 11     | 60   | 6          | 1   | 0   | 0%         | 59   | 23  | 38%          | 28  | 14  | 50%     | 22  | 21  | 43      | 0       | 9   | 17      | 2   | 7      | 1   | 54  | 22  | 7    |
| Iturbe, Iker     | 18      | 212     |        | 86   | 20         | 35  | 13  | 37%        | 27   | 13  | 48%          | 21  | 21  | 100%    | 11  | 19  | 30      | 17      | 7   | 5       | 3   | 1      | 0   | 23  | 22  | 100  |
| Miso, Andrés     | 19      | 166     | 1      | 51   | 10         | 23  | 5   | 21%        | 29   | 9   | 31%          | 28  | 18  | 64%     | 10  | 10  | 20      | 12      | 9   | 10      | 0   | 3      | 0   | 26  | 27  | 32   |
| Martín, Jan      | 2       | 6       |        | 0    | 0          | 0   | 0   | 0%         | 4    | 0   | 0%           | 0   | 0   | 0%      | 0   | 0   | 0       | 0       | 0   | 0       | 0   | 0      | 0   | 1   | 0   | -5   |
| B Sallier, Bryan | 5       | 79      |        | 28   | 6          | 7   | 1   | 14%        | 20   | 10  | 50%          | 8   | 5   | 62%     | 2   | 6   | 8       | 1       | 2   | 9       | 0   | 0      | 0   | 16  | 5   | 0    |
| Datos de Equipo  | 25      |         |        | 0    |            | 0   | 0   | 0%         | 0    | 0   | 0%           | 0   | 0   | 0%      | 27  | 62  | 89      | 0       | 17  | 7       | 0   | 0      | 0   | 0   | 7   | 106  |
| Totales          |         | 5050    |        | 2091 | 112        | 567 | 183 | 32%        | 1121 | 541 | 48%          | 631 | 460 | 72%     | 368 | 613 | 981     | 310     | 283 | 302     | 63  | 70     | 76  | 580 | 614 | 2255 |

## JABONES PARDO FUENLABRADA

## Estadísticas acumuladas hasta la Jornada 25

|               | Par jug | Min jug | Puntos |     | Tiros de 3 |     |     | Tiros de 2 |     |     | Tiros libres |     |     | Rebotes |     |     | Asi efe | Balones |     | Tapones |     | Faltas |     |     |     |     |
|---------------|---------|---------|--------|-----|------------|-----|-----|------------|-----|-----|--------------|-----|-----|---------|-----|-----|---------|---------|-----|---------|-----|--------|-----|-----|-----|-----|
|               |         |         | 5i     | Tot | Max        | Int | Con | %          | Int | Con | %            | Int | Con | %       | Ofe | Def |         | Tot     | Rec | Per     | Fav | Con    | Mat | Com | Rec | Va1 |
| Solana, F.    | 25      | 920     | 25     | 431 | 34         | 137 | 39  | 28%        | 151 | 81  | 53%          | 176 | 152 | 86%     | 15  | 67  | 82      | 99      | 41  | 92      | 2   | 16     | 0   | 88  | 140 | 407 |
| Herrmann, W.  | 22      | 827     | 22     | 483 | 31         | 99  | 37  | 37%        | 260 | 134 | 51%          | 131 | 104 | 79%     | 75  | 142 | 217     | 12      | 17  | 35      | 4   | 20     | 17  | 28  | 109 | 544 |
| Hernández, B. | 25      | 821     | 25     | 181 | 24         | 111 | 31  | 27%        | 73  | 32  | 43%          | 38  | 24  | 63%     | 17  | 53  | 70      | 90      | 35  | 56      | 0   | 10     | 0   | 66  | 51  | 160 |
| Wood, David   | 25      | 743     | 25     | 239 | 19         | 130 | 51  | 39%        | 61  |     |              |     |     |         |     |     |         |         |     |         |     |        |     |     |     |     |



# SERVICIO DE ESTADISTICAS ACB

## CASADEMONT GIRONA

## Estadísticas acumuladas hasta la Jornada 25

|                 | Par jug | Min jug | 5i | Puntos |     | Tiros de 3 |     |     | Tiros de 2 |     |     | Tiros libres |     |      | Rebotes |     |     | Asi efe | Balones |     | Tapones |     | Faltas |     |     |      |
|-----------------|---------|---------|----|--------|-----|------------|-----|-----|------------|-----|-----|--------------|-----|------|---------|-----|-----|---------|---------|-----|---------|-----|--------|-----|-----|------|
|                 |         |         |    | Tot    | Max | Int        | Con | %   | Int        | Con | %   | Int          | Con | %    | Ofe     | Def | Tot |         | Rec     | Per | Fav     | Con | Mat    | Com | Rec | Val  |
| Johnson, Sydney | 24      | 795     | 23 | 184    | 17  | 64         | 19  | 29% | 64         | 33  | 51% | 94           | 61  | 64%  | 9       | 50  | 59  | 74      | 33      | 45  | 3       | 5   | 0      | 56  | 101 | 239  |
| Ellis, Tyrone   | 25      | 793     | 24 | 325    | 21  | 135        | 43  | 31% | 142        | 71  | 50% | 69           | 54  | 78%  | 13      | 25  | 38  | 37      | 28      | 53  | 6       | 8   | 16     | 83  | 90  | 202  |
| Phillip, Darren | 25      | 755     | 25 | 328    | 23  | 10         | 6   | 60% | 227        | 112 | 49% | 132          | 86  | 65%  | 70      | 121 | 191 | 21      | 30      | 57  | 13      | 20  | 7      | 71  | 117 | 387  |
| Struelens, Eric | 25      | 745     | 25 | 317    | 25  | 36         | 14  | 38% | 206        | 110 | 53% | 66           | 55  | 83%  | 59      | 120 | 179 | 36      | 24      | 42  | 32      | 6   | 18     | 86  | 51  | 376  |
| Mrsic, veljko   | 18      | 609     | 17 | 262    | 28  | 59         | 15  | 25% | 145        | 64  | 44% | 119          | 89  | 74%  | 31      | 53  | 84  | 50      | 20      | 40  | 3       | 11  | 0      | 33  | 108 | 288  |
| Capdevila, Pere | 22      | 353     | 6  | 97     | 13  | 62         | 21  | 33% | 22         | 10  | 45% | 21           | 14  | 66%  | 3       | 22  | 25  | 8       | 13      | 19  | 0       | 1   | 0      | 32  | 30  | 61   |
| Moraga, Quique  | 23      | 314     |    | 132    | 20  | 5          | 3   | 60% | 71         | 45  | 63% | 44           | 33  | 75%  | 22      | 38  | 60  | 6       | 12      | 38  | 8       | 2   | 6      | 55  | 42  | 126  |
| Trias, Jordi    | 14      | 202     | 2  | 85     | 15  | 10         | 4   | 40% | 54         | 29  | 53% | 21           | 15  | 71%  | 18      | 36  | 54  | 6       | 7       | 13  | 9       | 1   | 6      | 12  | 16  | 114  |
| Vallmajó, x.    | 20      | 191     | 2  | 49     | 16  | 18         | 6   | 33% | 33         | 14  | 42% | 5            | 3   | 60%  | 0       | 12  | 12  | 23      | 8       | 29  | 1       | 2   | 0      | 11  | 13  | 31   |
| Fernández, Xavi | 15      | 152     |    | 60     | 14  | 22         | 9   | 40% | 15         | 12  | 80% | 14           | 9   | 64%  | 2       | 9   | 11  | 13      | 7       | 8   | 0       | 2   | 0      | 19  | 18  | 59   |
| Espinosa, Toni  | 13      | 95      |    | 17     | 6   | 2          | 0   | 0%  | 13         | 6   | 46% | 10           | 5   | 50%  | 7       | 13  | 20  | 0       | 5       | 4   | 0       | 1   | 0      | 9   | 8   | 22   |
| B Edwards, Bill | 3       | 44      | 1  | 18     | 14  | 6          | 2   | 33% | 11         | 4   | 36% | 4            | 4   | 100% | 1       | 4   | 5   | 1       | 1       | 1   | 1       | 1   | 0      | 5   | 5   | 13   |
| Datos de Equipo | 25      |         |    | 0      |     | 0          | 0   | 0%  | 0          | 0   | 0%  | 0            | 0   | 0%   | 32      | 57  | 89  | 0       | 7       | 21  | 0       | 0   | 0      | 1   | 4   | 78   |
| Totales         |         | 5050    |    | 1874   | 100 | 429        | 142 | 33% | 1003       | 510 | 50% | 599          | 428 | 71%  | 267     | 560 | 827 | 275     | 195     | 370 | 76      | 60  | 53     | 473 | 603 | 1996 |

## C.B. GRANADA

## Estadísticas acumuladas hasta la Jornada 25

|                   | Par jug | Min jug | 5i | Puntos |     | Tiros de 3 |     |     | Tiros de 2 |     |     | Tiros libres |     |     | Rebotes |     |     | Asi efe | Balones |     | Tapones |     | Faltas |     |     |      |
|-------------------|---------|---------|----|--------|-----|------------|-----|-----|------------|-----|-----|--------------|-----|-----|---------|-----|-----|---------|---------|-----|---------|-----|--------|-----|-----|------|
|                   |         |         |    | Tot    | Max | Int        | Con | %   | Int        | Con | %   | Int          | Con | %   | Ofe     | Def | Tot |         | Rec     | Per | Fav     | Con | Mat    | Com | Rec | Val  |
| wright, Michael   | 25      | 795     | 25 | 388    | 30  | 5          | 1   | 20% | 275        | 137 | 49% | 154          | 111 | 72% | 80      | 107 | 187 | 4       | 28      | 74  | 13      | 29  | 6      | 62  | 127 | 397  |
| Sigalas, G.       | 23      | 644     | 19 | 221    | 23  | 75         | 22  | 29% | 130        | 49  | 37% | 78           | 57  | 73% | 20      | 76  | 96  | 55      | 32      | 45  | 6       | 8   | 1      | 89  | 64  | 177  |
| Ordín, Nacho      | 25      | 631     | 11 | 234    | 19  | 93         | 29  | 31% | 97         | 49  | 50% | 55           | 49  | 89% | 15      | 30  | 45  | 41      | 27      | 36  | 0       | 10  | 0      | 57  | 47  | 173  |
| Romero, Daniel    | 24      | 429     | 14 | 77     | 9   | 24         | 5   | 20% | 45         | 23  | 51% | 24           | 16  | 66% | 11      | 18  | 29  | 16      | 27      | 11  | 0       | 1   | 0      | 64  | 48  | 72   |
| ward, Jerod       | 14      | 422     | 13 | 233    | 29  | 102        | 32  | 31% | 124        | 48  | 38% | 54           | 41  | 75% | 15      | 33  | 48  | 12      | 11      | 26  | 10      | 13  | 4      | 43  | 44  | 117  |
| Liñán, Juan C.    | 24      | 351     | 3  | 124    | 15  | 54         | 14  | 25% | 44         | 30  | 68% | 30           | 22  | 73% | 18      | 22  | 40  | 24      | 29      | 17  | 1       | 2   | 0      | 51  | 40  | 126  |
| Serrano, E.       | 17      | 340     | 14 | 110    | 12  | 22         | 6   | 27% | 75         | 37  | 49% | 27           | 18  | 66% | 4       | 28  | 32  | 30      | 26      | 31  | 0       | 11  | 0      | 52  | 46  | 87   |
| Manzano, Héctor   | 20      | 234     | 6  | 82     | 17  | 35         | 9   | 25% | 37         | 19  | 51% | 24           | 17  | 70% | 10      | 21  | 31  | 10      | 6       | 9   | 2       | 8   | 0      | 25  | 21  | 59   |
| Guardia, Salva    | 8       | 196     | 2  | 100    | 22  | 24         | 9   | 37% | 49         | 24  | 48% | 28           | 25  | 89% | 20      | 31  | 51  | 8       | 8       | 13  | 1       | 3   | 0      | 16  | 27  | 120  |
| Phillips, Bill    | 8       | 175     | 6  | 61     | 17  | 19         | 5   | 26% | 31         | 18  | 58% | 12           | 10  | 83% | 11      | 25  | 36  | 4       | 8       | 7   | 1       | 2   | 3      | 14  | 10  | 68   |
| Mesa, David       | 17      | 133     |    | 43     | 8   | 10         | 4   | 40% | 19         | 11  | 57% | 15           | 9   | 60% | 11      | 16  | 27  | 4       | 7       | 5   | 0       | 1   | 0      | 24  | 14  | 45   |
| Doblas, David     | 12      | 87      | 1  | 43     | 13  | 0          | 0   | 0%  | 27         | 16  | 59% | 15           | 11  | 73% | 8       | 9   | 17  | 1       | 3       | 8   | 1       | 3   | 2      | 23  | 13  | 29   |
| Castro, Jesús     | 1       | 1       |    | 0      | 0   | 0          | 0   | 0%  | 1          | 0   | 0%  | 0            | 0   | 0%  | 0       | 1   | 1   | 0       | 0       | 0   | 0       | 0   | 0      | 1   | 0   | -1   |
| B Guillén, R.     | 11      | 242     | 7  | 90     | 12  | 16         | 5   | 31% | 59         | 27  | 45% | 26           | 21  | 80% | 13      | 46  | 59  | 6       | 7       | 11  | 10      | 2   | 0      | 29  | 26  | 108  |
| B Smith, Jabari   | 7       | 161     | 4  | 58     | 13  | 14         | 1   | 7%  | 44         | 19  | 43% | 23           | 17  | 73% | 12      | 17  | 29  | 6       | 5       | 9   | 10      | 3   | 2      | 19  | 22  | 55   |
| B Zig, Thierry    | 9       | 118     | 1  | 46     | 12  | 26         | 9   | 34% | 20         | 9   | 45% | 2            | 1   | 50% | 3       | 6   | 9   | 8       | 3       | 11  | 0       | 1   | 0      | 17  | 7   | 15   |
| B Mazique, M.C.   | 3       | 39      |    | 3      | 3   | 4          | 0   | 0%  | 9          | 1   | 11% | 2            | 1   | 50% | 1       | 10  | 11  | 0       | 0       | 2   | 3       | 0   | 0      | 4   | 2   | 0    |
| B Datos de Equipo | 25      |         |    | 0      |     | 0          | 0   | 0%  | 0          | 0   | 0%  | 0            | 0   | 0%  | 35      | 39  | 74  | 0       | 20      | 4   | 0       | 0   | 0      | 2   | 5   | 93   |
| Totales           |         | 5000    |    | 1913   | 93  | 523        | 151 | 28% | 1086       | 517 | 47% | 569          | 426 | 74% | 287     | 535 | 822 | 229     | 247     | 319 | 58      | 97  | 18     | 592 | 563 | 1740 |

## DKV JOVENTUT

## Estadísticas acumuladas hasta la Jornada 25

|                 | Par jug | Min jug | 5i | Puntos |     | Tiros de 3 |     |     | Tiros de 2 |     |     | Tiros libres |     |     | Rebotes |     |     | Asi efe | Balones |     | Tapones |     | Faltas |     |     |      |
|-----------------|---------|---------|----|--------|-----|------------|-----|-----|------------|-----|-----|--------------|-----|-----|---------|-----|-----|---------|---------|-----|---------|-----|--------|-----|-----|------|
|                 |         |         |    | Tot    | Max | Int        | Con | %   | Int        | Con | %   | Int          | Con | %   | Ofe     | Def | Tot |         | Rec     | Per | Fav     | Con | Mat    | Com | Rec | Val  |
| Marco, Carles   | 25      | 729     | 23 | 268    | 27  | 119        | 48  | 40% | 89         | 41  | 46% | 47           | 42  | 89% | 18      | 61  | 79  | 146     | 33      | 58  | 0       | 9   | 0      | 65  | 63  | 333  |
| Tabak, Zan      | 22      | 706     | 21 | 286    | 21  | 1          | 0   | 0%  | 197        | 126 | 63% | 85           | 34  | 40% | 61      | 109 | 170 | 45      | 13      | 52  | 18      | 7   | 24     | 78  | 92  | 364  |
| Vázquez, Paco   | 25      | 694     | 21 | 288    | 25  | 152        | 60  | 39% | 57         | 29  | 50% | 55           | 50  | 90% | 5       | 44  | 49  | 31      | 24      | 45  | 0       | 4   | 1      | 82  | 71  | 207  |
| Radulovic, N.   | 25      | 636     | 20 | 265    | 27  | 90         | 37  | 41% | 109        | 51  | 46% | 59           | 52  | 88% | 29      | 96  | 125 | 26      | 41      | 51  | 11      | 9   | 3      | 76  | 61  | 275  |
| Bueno, Antonio  | 25      | 547     | 6  | 236    | 21  | 2          | 0   | 0%  | 161        | 93  | 57% | 64           | 50  | 78% | 48      | 64  | 112 | 6       | 13      | 34  | 14      | 4   | 19     | 67  | 56  | 248  |
| Espil, Juan     | 25      | 530     | 4  | 224    | 20  | 125        | 37  | 29% | 74         | 29  | 39% | 63           | 55  | 87% | 4       | 46  | 50  | 29      | 14      | 30  | 1       | 8   | 0      | 66  | 65  | 138  |
| Jofresa, Rafa   | 24      | 306     | 2  | 107    | 12  | 35         | 13  | 37% | 27         | 10  | 37% | 64           | 48  | 75% | 7       | 24  | 31  | 36      | 11      | 23  | 0       | 3   | 0      | 25  | 46  | 125  |
| Drame, Souley   | 22      | 228     | 5  | 58     | 10  | 11         | 3   | 27% | 32         | 18  | 56% | 16           | 13  | 81% | 14      | 14  | 28  | 4       | 6       | 10  | 2       | 4   | 0      | 38  | 18  | 39   |
| Hamilton, Z.    | 4       | 85      | 3  | 34     | 11  | 1          | 0   | 0%  | 33         | 14  | 42% | 10           | 6   | 60% | 7       | 16  | 23  | 2       | 2       | 8   | 2       | 3   | 5      | 11  | 11  | 28   |
| Labeyrie, Mehdi | 10      | 53      | 2  | 17     | 7   | 1          | 0   | 0%  | 17         | 7   | 41% | 4            | 3   | 75% | 4       | 2   | 6   | 1       | 0       | 3   | 0       | 3   | 0      | 6   | 4   | 4    |
| B Baston, Maceo | 16      | 478     | 16 | 253    | 26  | 8          | 4   | 50% | 158        | 99  | 62% | 65           | 43  | 66% | 28      | 80  | 108 | 10      | 12      | 39  | 32      | 7   | 46     | 56  | 67  | 295  |
| B Fuller, Todd  | 3       | 66      | 1  | 11     | 5   | 1          | 0   | 0%  | 12         | 5   | 41% | 2            | 1   | 50% | 3       | 8   | 11  | 0       | 2       | 6   | 0       | 0   | 0      | 7   | 6   | 8    |
| B Shirley, Paul | 2       | 43      | 1  | 14     | 10  | 1          | 0   | 0%  | 9          | 5   | 55% | 8            | 4   | 50% | 2       | 4   | 6   | 0       | 0       | 3   | 0       | 0   | 0      | 4   | 5   | 9    |
| Datos de Equipo | 25      |         |    | 0      |     | 0          | 0   | 0%  | 0          | 0   | 0%  | 0            | 0   | 0%  | 24      | 62  | 86  | 0       | 10      | 10  | 0       | 0   | 0      | 2   | 5   | 89   |
| Totales         |         | 5100    |    | 2061   | 115 | 547        | 202 | 36% | 975        | 527 | 54% | 542          | 401 | 73% | 254     | 630 | 884 | 336     | 181     | 372 | 80      | 61  | 98     | 583 | 570 | 2162 |



Patrocinador Oficial AllStar

# SERVICIO DE ESTADISTICAS ACB

## CAPRABO LLEIDA

### Estadísticas acumuladas hasta la Jornada 25

|                 | Par jug | Min jug | Puntos |      | Tiros de 3 |     |     | Tiros de 2 |      |     | Tiros libres |     |     | Rebotes |     |     | Asi efe | Balones |     | Tapones |     | Faltas |     |     | Val |      |
|-----------------|---------|---------|--------|------|------------|-----|-----|------------|------|-----|--------------|-----|-----|---------|-----|-----|---------|---------|-----|---------|-----|--------|-----|-----|-----|------|
|                 |         |         | 5i     | Tot  | Max        | Int | Con | %          | Int  | Con | %            | Int | Con | %       | Ofe | Def |         | Tot     | Rec | Per     | Fav | Con    | Mat | Com |     | Rec  |
| Bramlett, A.J.  | 25      | 713     | 24     | 330  | 28         | 6   | 0   | 0%         | 261  | 131 | 50%          | 118 | 68  | 57%     | 65  | 83  | 148     | 36      | 23  | 49      | 9   | 11     | 19  | 85  | 103 | 318  |
| Ruffin, Michael | 25      | 678     | 16     | 167  | 20         | 0   | 0   | 0%         | 126  | 61  | 48%          | 92  | 45  | 48%     | 78  | 124 | 202     | 22      | 34  | 39      | 44  | 16     | 32  | 75  | 64  | 291  |
| Ramos, Sergio   | 24      | 635     | 19     | 297  | 29         | 86  | 31  | 36%        | 123  | 69  | 56%          | 95  | 66  | 69%     | 23  | 76  | 99      | 16      | 30  | 38      | 7   | 8      | 3   | 56  | 95  | 304  |
| Grimau, Roger   | 19      | 549     | 17     | 284  | 22         | 65  | 22  | 33%        | 116  | 62  | 53%          | 114 | 94  | 82%     | 19  | 51  | 70      | 51      | 26  | 56      | 9   | 12     | 6   | 67  | 101 | 289  |
| Rogers, Johnny  | 25      | 489     | 9      | 206  | 19         | 80  | 31  | 38%        | 89   | 38  | 42%          | 46  | 37  | 80%     | 22  | 56  | 78      | 10      | 10  | 22      | 4   | 3      | 0   | 59  | 33  | 148  |
| Alvarez, Berni  | 25      | 482     | 8      | 190  | 20         | 110 | 44  | 40%        | 41   | 21  | 51%          | 21  | 16  | 76%     | 10  | 23  | 33      | 13      | 12  | 25      | 1   | 1      | 0   | 41  | 24  | 115  |
| Angulo, Alberto | 21      | 471     | 16     | 207  | 24         | 20  | 7   | 35%        | 147  | 71  | 48%          | 57  | 44  | 77%     | 10  | 47  | 57      | 30      | 29  | 43      | 1   | 10     | 0   | 39  | 67  | 197  |
| Comas, Jaume    | 22      | 395     | 5      | 129  | 18         | 31  | 7   | 22%        | 75   | 39  | 52%          | 44  | 30  | 68%     | 4   | 18  | 22      | 42      | 22  | 37      | 3   | 3      | 0   | 57  | 66  | 113  |
| Bosch, Manel    | 24      | 309     | 6      | 112  | 18         | 39  | 15  | 38%        | 35   | 26  | 74%          | 21  | 15  | 71%     | 8   | 20  | 28      | 8       | 4   | 14      | 2   | 3      | 1   | 46  | 23  | 75   |
| Tamames, Berni  | 17      | 98      | 1      | 20   | 6          | 1   | 0   | 0%         | 20   | 9   | 45%          | 7   | 2   | 28%     | 13  | 13  | 26      | 2       | 3   | 6       | 1   | 2      | 3   | 18  | 9   | 18   |
| Dumas, Stephane | 6       | 97      | 2      | 13   | 8          | 7   | 0   | 0%         | 17   | 3   | 17%          | 9   | 7   | 77%     | 1   | 6   | 7       | 13      | 5   | 11      | 1   | 1      | 0   | 9   | 9   | 4    |
| Puyada, Xavier  | 4       | 16      |        | 4    | 3          | 2   | 0   | 0%         | 3    | 1   | 33%          | 4   | 2   | 50%     | 1   | 1   | 2       | 1       | 1   | 2       | 0   | 0      | 0   | 3   | 2   | -1   |
| Grimau, Jordi   | 4       | 15      |        | 0    | 0          | 2   | 0   | 0%         | 1    | 0   | 0%           | 0   | 0   | 0%      | 0   | 0   | 0       | 0       | 1   | 1       | 0   | 0      | 0   | 3   | 0   | -6   |
| B Laso, Pablo   | 7       | 101     | 2      | 11   | 8          | 6   | 2   | 33%        | 6    | 1   | 16%          | 4   | 3   | 75%     | 1   | 1   | 2       | 15      | 3   | 13      | 0   | 0      | 0   | 12  | 7   | 3    |
| Datos de Equipo | 25      |         |        | 0    |            | 0   | 0   | 0%         | 0    | 0   | 0%           | 0   | 0   | 0%      | 32  | 55  | 87      | 0       | 19  | 15      | 0   | 0      | 0   | 2   | 7   | 96   |
| Totales         |         | 5050    |        | 1970 | 97         | 455 | 159 | 34%        | 1060 | 532 | 50%          | 632 | 429 | 67%     | 287 | 574 | 861     | 259     | 222 | 371     | 82  | 70     | 64  | 572 | 610 | 1964 |

## REAL MADRID

### Estadísticas acumuladas hasta la Jornada 25

|                  | Par jug | Min jug | Puntos |      | Tiros de 3 |     |     | Tiros de 2 |     |     | Tiros libres |     |     | Rebotes |     |     | Asi efe | Balones |     | Tapones |     | Faltas |     |     | Val |      |
|------------------|---------|---------|--------|------|------------|-----|-----|------------|-----|-----|--------------|-----|-----|---------|-----|-----|---------|---------|-----|---------|-----|--------|-----|-----|-----|------|
|                  |         |         | 5i     | Tot  | Max        | Int | Con | %          | Int | Con | %            | Int | Con | %       | Ofe | Def |         | Tot     | Rec | Per     | Fav | Con    | Mat | Com |     | Rec  |
| Alston, Derrick  | 25      | 675     | 23     | 320  | 23         | 2   | 0   | 0%         | 247 | 134 | 54%          | 86  | 52  | 60%     | 46  | 93  | 139     | 32      | 31  | 41      | 25  | 8      | 10  | 71  | 74  | 352  |
| Herreros, A.     | 22      | 611     | 13     | 295  | 25         | 99  | 39  | 39%        | 99  | 54  | 54%          | 81  | 70  | 86%     | 10  | 41  | 51      | 29      | 26  | 23      | 4   | 5      | 1   | 45  | 89  | 305  |
| Mumbrú, Alex     | 21      | 535     | 15     | 251  | 21         | 113 | 48  | 42%        | 83  | 38  | 45%          | 45  | 31  | 68%     | 15  | 67  | 82      | 30      | 17  | 45      | 2   | 11     | 0   | 53  | 49  | 198  |
| Angulo, Lucio    | 25      | 494     | 18     | 170  | 16         | 51  | 18  | 35%        | 68  | 45  | 66%          | 33  | 26  | 78%     | 17  | 41  | 58      | 34      | 27  | 46      | 6   | 4      | 5   | 70  | 54  | 166  |
| Victoriano, L.   | 23      | 461     | 11     | 202  | 26         | 98  | 38  | 38%        | 49  | 22  | 44%          | 50  | 44  | 88%     | 7   | 36  | 43      | 56      | 32  | 43      | 2   | 7      | 0   | 61  | 60  | 191  |
| Tarlac, Dragan   | 21      | 431     | 9      | 147  | 16         | 1   | 0   | 0%         | 97  | 55  | 56%          | 49  | 37  | 75%     | 22  | 69  | 91      | 19      | 6   | 32      | 10  | 6      | 3   | 56  | 51  | 175  |
| Digbeu, Alain    | 24      | 425     | 6      | 130  | 15         | 66  | 25  | 37%        | 37  | 13  | 35%          | 43  | 29  | 67%     | 12  | 40  | 52      | 20      | 18  | 27      | 3   | 3      | 1   | 48  | 47  | 113  |
| Hdez-Sonseca, E. | 22      | 384     | 12     | 100  | 12         | 4   | 1   | 25%        | 70  | 38  | 54%          | 29  | 21  | 72%     | 30  | 72  | 102     | 5       | 11  | 25      | 28  | 11     | 9   | 50  | 19  | 136  |
| Reyes, Alfonso   | 19      | 381     | 4      | 130  | 13         | 0   | 0   | 0%         | 103 | 55  | 53%          | 34  | 20  | 58%     | 29  | 44  | 73      | 8       | 12  | 33      | 3   | 12     | 0   | 54  | 39  | 104  |
| Mulaomerovic, D. | 13      | 317     | 7      | 141  | 18         | 62  | 24  | 38%        | 50  | 21  | 42%          | 41  | 27  | 65%     | 3   | 17  | 20      | 35      | 13  | 31      | 0   | 13     | 0   | 33  | 40  | 91   |
| Lampe, Maciej    | 5       | 33      |        | 10   | 7          | 4   | 1   | 25%        | 8   | 2   | 25%          | 4   | 3   | 75%     | 3   | 3   | 6       | 0       | 2   | 2       | 0   | 1      | 0   | 2   | 4   | 7    |
| Núñez, Roberto   | 3       | 29      |        | 8    | 3          | 7   | 2   | 28%        | 1   | 1   | 100%         | 0   | 0   | 0%      | 1   | 1   | 2       | 3       | 1   | 2       | 1   | 0      | 0   | 2   | 2   | 8    |
| Nadeau, Samuel   | 3       | 17      |        | 4    | 4          | 0   | 0   | 0%         | 5   | 2   | 40%          | 1   | 0   | 0%      | 0   | 2   | 2       | 0       | 0   | 1       | 1   | 1      | 1   | 4   | 1   | -2   |
| Suárez, E.       | 1       | 1       |        | 0    | 0          | 2   | 0   | 0%         | 0   | 0   | 0%           | 0   | 0   | 0%      | 0   | 0   | 0       | 0       | 0   | 0       | 0   | 0      | 0   | 0   | 0   | -2   |
| B Hawkins, M.    | 8       | 189     | 7      | 53   | 12         | 27  | 10  | 37%        | 15  | 9   | 60%          | 6   | 5   | 83%     | 3   | 19  | 22      | 18      | 3   | 8       | 0   | 1      | 0   | 15  | 9   | 57   |
| B Mena, Raúl     | 6       | 42      |        | 3    | 2          | 3   | 0   | 0%         | 8   | 1   | 12%          | 2   | 1   | 50%     | 1   | 4   | 5       | 7       | 3   | 10      | 0   | 3      | 0   | 10  | 2   | -14  |
| Datos de Equipo  | 25      |         |        | 0    |            | 0   | 0   | 0%         | 0   | 0   | 0%           | 0   | 0   | 0%      | 32  | 55  | 87      | 0       | 9   | 13      | 0   | 0      | 0   | 2   | 3   | 84   |
| Totales          |         | 5025    |        | 1964 | 101        | 539 | 206 | 38%        | 940 | 490 | 52%          | 504 | 366 | 72%     | 231 | 604 | 835     | 296     | 211 | 382     | 85  | 86     | 30  | 576 | 543 | 1969 |

## BASQUET MANRESA

### Estadísticas acumuladas hasta la Jornada 25

|                  | Par jug | Min jug | Puntos |      | Tiros de 3 |     |     | Tiros de 2 |      |     | Tiros libres |     |     | Rebotes |     |     | Asi efe | Balones |     | Tapones |     | Faltas |     |     | Val |      |
|------------------|---------|---------|--------|------|------------|-----|-----|------------|------|-----|--------------|-----|-----|---------|-----|-----|---------|---------|-----|---------|-----|--------|-----|-----|-----|------|
|                  |         |         | 5i     | Tot  | Max        | Int | Con | %          | Int  | Con | %            | Int | Con | %       | Ofe | Def |         | Tot     | Rec | Per     | Fav | Con    | Mat | Com |     | Rec  |
| Laviña, Ferran   | 25      | 707     | 23     | 292  | 28         | 103 | 30  | 29%        | 124  | 69  | 55%          | 84  | 64  | 76%     | 16  | 43  | 59      | 58      | 35  | 48      | 2   | 10     | 6   | 72  | 102 | 270  |
| Oliver, Albert   | 25      | 701     | 21     | 289  | 28         | 87  | 29  | 33%        | 110  | 53  | 48%          | 118 | 96  | 81%     | 25  | 57  | 82      | 84      | 33  | 52      | 3   | 11     | 1   | 80  | 115 | 326  |
| Patterson, A.    | 25      | 674     | 25     | 301  | 26         | 64  | 23  | 35%        | 218  | 102 | 46%          | 35  | 28  | 80%     | 54  | 94  | 148     | 20      | 29  | 49      | 35  | 11     | 12  | 82  | 60  | 287  |
| Williams, H.     | 17      | 482     | 12     | 242  | 26         | 17  | 4   | 23%        | 166  | 93  | 56%          | 64  | 44  | 68%     | 28  | 73  | 101     | 38      | 31  | 32      | 31  | 3      | 1   | 66  | 58  | 294  |
| Llorens, Jordi   | 25      | 475     | 12     | 169  | 15         | 0   | 0   | 0%         | 117  | 70  | 59%          | 50  | 29  | 58%     | 35  | 72  | 107     | 14      | 15  | 44      | 13  | 6      | 0   | 79  | 49  | 170  |
| Schmidt, Casey   | 16      | 424     | 10     | 185  | 22         | 70  | 33  | 47%        | 66   | 36  | 54%          | 42  | 14  | 63%     | 6   | 38  | 44      | 9       | 9   | 17      | 3   | 5      | 0   | 28  | 19  | 144  |
| Cilla, Jesús     | 24      | 404     | 15     | 151  | 23         | 16  | 8   | 50%        | 86   | 47  | 54%          | 27  | 33  | 70%     | 17  | 44  | 61      | 15      | 15  | 19      | 1   | 6      | 3   | 49  | 45  | 153  |
| Lázaro, Jesús    | 25      | 386     | 4      | 114  | 17         | 42  | 17  | 40%        | 50   | 18  | 36%          | 33  | 27  | 81%     | 8   | 22  | 30      | 35      | 27  | 32      | 0   | 4      | 0   | 45  | 41  | 103  |
| Peñarroya, Joan  | 25      | 361     | 2      | 112  | 21         | 62  | 17  | 27%        | 50   | 23  | 46%          | 18  | 15  | 83%     | 7   | 17  | 24      | 16      | 8   | 17      | 0   | 2      | 0   | 36  | 25  | 55   |
| Singla, Jordi    | 22      | 231     |        | 77   | 14         | 25  | 10  | 40%        | 36   | 19  | 52%          | 10  | 9   | 90%     | 10  | 30  | 40      | 6       | 6   | 11      | 5   | 2      | 2   | 28  | 9   | 69   |
| Feliu, Miquel    | 5       | 14      |        | 5    | 2          | 1   | 0   | 0%         | 5    | 2   | 40%          | 2   | 1   | 50%     | 0   | 2   | 2       | 0       | 0   | 1       | 0   | 0      | 0   | 0   | 1   | 2    |
| B Fuller, Todd   | 7       | 171     | 1      | 60   | 14         | 1   | 0   | 0%         | 53   | 25  | 47%          | 15  | 10  | 66%     | 10  | 24  | 34      | 0       | 2   | 14      | 5   | 2      | 1   | 17  | 16  | 50   |
| B Escudero, Alex | 9       | 71      |        | 12   | 5          | 9   | 2   | 22%        | 5    | 1   | 20%          | 6   | 4   | 66%     | 1   | 4   | 5       | 5       | 4   | 7       | 0   | 0      | 0   | 7   | 6   | 5    |
| Datos de Equipo  | 25      |         |        | 0    |            | 0   | 0   | 0%         | 0    | 0   | 0%           | 0   | 0   | 0%      | 38  | 58  | 96      | 0       | 12  | 11      | 0   | 0      | 0   | 2   | 4   | 99   |
| Totales          |         | 5100    |        | 2099 | 112        | 497 | 173 | 34%        | 1086 | 558 | 51%          | 504 | 374 | 74%     | 255 | 578 | 833     | 300     | 226 | 354     | 98  | 62     | 26  | 591 | 550 | 2027 |

## PAMESA VALENCIA

### Estadísticas acumuladas hasta la Jornada 25

|  | Par jug | Min jug | Puntos |  | Tiros de 3 |  |  | Tiros de 2 |  |  | Tiros libres |  |  | Rebotes |  |  |
|--|---------|---------|--------|--|------------|--|--|------------|--|--|--------------|--|--|---------|--|--|
|--|---------|---------|--------|--|------------|--|--|------------|--|--|--------------|--|--|---------|--|--|

# SERVICIO DE ESTADISTICAS ACB

## UNICAJA

### Estadísticas acumuladas hasta la Jornada 25

|                 | Par jug | Min jug | 5i | Puntos |     | Tiros de 3 |     |      | Tiros de 2 |     |      | Tiros libres |     |     | Rebotes |     |     | Asi | Balones |     | Tapones |     | Faltas |     |     |      |
|-----------------|---------|---------|----|--------|-----|------------|-----|------|------------|-----|------|--------------|-----|-----|---------|-----|-----|-----|---------|-----|---------|-----|--------|-----|-----|------|
|                 |         |         |    | Tot    | Max | Int        | Con | %    | Int        | Con | %    | Int          | Con | %   | Ofe     | Def | Tot | efe | Rec     | Per | Fav     | Con | Mat    | Com | Rec | Val  |
| Bullock, Louis  | 25      | 615     | 4  | 350    | 27  | 116        | 41  | 35%  | 167        | 65  | 38%  | 110          | 97  | 88% | 11      | 33  | 44  | 57  | 24      | 51  | 7       | 10  | 0      | 61  | 101 | 271  |
| Kornegay, Chuck | 25      | 575     | 22 | 174    | 18  | 0          | 0   | 0%   | 137        | 67  | 48%  | 60           | 40  | 66% | 58      | 112 | 170 | 10  | 19      | 40  | 33      | 16  | 12     | 69  | 65  | 256  |
| Okulaja, A.     | 23      | 552     | 18 | 212    | 18  | 62         | 18  | 29%  | 125        | 62  | 49%  | 56           | 34  | 60% | 50      | 83  | 133 | 24  | 31      | 39  | 2       | 7   | 4      | 40  | 56  | 243  |
| Risacher, S.    | 25      | 534     | 9  | 292    | 25  | 94         | 37  | 39%  | 111        | 69  | 62%  | 57           | 43  | 75% | 18      | 53  | 71  | 31  | 11      | 29  | 8       | 2   | 0      | 64  | 50  | 255  |
| Gurovic, Milan  | 22      | 497     | 14 | 244    | 24  | 94         | 31  | 32%  | 96         | 45  | 46%  | 75           | 61  | 81% | 17      | 47  | 64  | 15  | 14      | 22  | 4       | 13  | 10     | 41  | 53  | 190  |
| Cabezas, Carlos | 25      | 465     | 21 | 176    | 20  | 43         | 13  | 30%  | 85         | 52  | 61%  | 46           | 33  | 71% | 12      | 27  | 39  | 44  | 19      | 36  | 1       | 5   | 0      | 64  | 63  | 161  |
| Sonko, Mous     | 21      | 414     | 13 | 111    | 17  | 39         | 13  | 33%  | 53         | 21  | 39%  | 37           | 30  | 81% | 10      | 28  | 38  | 22  | 13      | 34  | 4       | 5   | 2      | 52  | 39  | 71   |
| Weis, Frederic  | 24      | 390     | 3  | 62     | 7   | 0          | 0   | 0%   | 61         | 27  | 44%  | 15           | 8   | 53% | 53      | 61  | 114 | 5   | 15      | 21  | 26      | 3   | 9      | 65  | 27  | 119  |
| Wojcik, Adam    | 19      | 339     | 7  | 120    | 23  | 25         | 10  | 40%  | 72         | 35  | 48%  | 32           | 20  | 62% | 27      | 47  | 74  | 13  | 13      | 14  | 7       | 5   | 9      | 41  | 30  | 133  |
| Rodríguez, Bern | 23      | 330     | 10 | 87     | 9   | 47         | 15  | 31%  | 31         | 16  | 51%  | 16           | 10  | 62% | 7       | 23  | 30  | 37  | 13      | 19  | 0       | 5   | 0      | 56  | 22  | 56   |
| Esteller, Roger | 13      | 237     | 3  | 96     | 23  | 38         | 16  | 42%  | 35         | 18  | 51%  | 20           | 12  | 60% | 9       | 23  | 32  | 11  | 4       | 12  | 0       | 3   | 0      | 20  | 16  | 77   |
| Vázquez, Fran   | 9       | 51      |    | 12     | 3   | 0          | 0   | 0%   | 16         | 5   | 31%  | 6            | 2   | 33% | 5       | 5   | 10  | 0   | 0       | 3   | 3       | 0   | 1      | 5   | 5   | 7    |
| Baltanás, M.    | 1       | 1       |    | 5      | 5   | 1          | 1   | 100% | 1          | 1   | 100% | 1            | 0   | 0%  | 0       | 0   | 0   | 0   | 0       | 0   | 0       | 0   | 0      | 1   | 1   | 5    |
| B Zig, Thierry  | 2       | 24      | 1  | 3      | 3   | 4          | 1   | 25%  | 0          | 0   | 0%   | 0            | 0   | 0%  | 0       | 0   | 0   | 6   | 2       | 2   | 0       | 0   | 0      | 3   | 3   | 6    |
| Datos de Equipo | 25      |         |    | 0      |     | 0          | 0   | 0%   | 0          | 0   | 0%   | 0            | 0   | 0%  | 35      | 48  | 83  | 0   | 15      | 16  | 0       | 0   | 0      | 7   | 89  |      |
| Totales         |         | 5025    |    | 1944   | 98  | 563        | 196 | 34%  | 990        | 483 | 48%  | 531          | 390 | 73% | 312     | 590 | 902 | 275 | 193     | 338 | 95      | 74  | 47     | 581 | 538 | 1939 |

## CAJA SAN FERNANDO

### Estadísticas acumuladas hasta la Jornada 25

|                  | Par jug | Min jug | 5i | Puntos |     | Tiros de 3 |     |     | Tiros de 2 |     |     | Tiros libres |     |      | Rebotes |     |     | Asi | Balones |     | Tapones |     | Faltas |     |     |      |
|------------------|---------|---------|----|--------|-----|------------|-----|-----|------------|-----|-----|--------------|-----|------|---------|-----|-----|-----|---------|-----|---------|-----|--------|-----|-----|------|
|                  |         |         |    | Tot    | Max | Int        | Con | %   | Int        | Con | %   | Int          | Con | %    | Ofe     | Def | Tot | efe | Rec     | Per | Fav     | Con | Mat    | Com | Rec | Val  |
| Slanina, D.      | 25      | 863     | 25 | 463    | 31  | 109        | 54  | 49% | 189        | 106 | 56% | 98           | 89  | 90%  | 13      | 34  | 47  | 46  | 28      | 46  | 0       | 8   | 4      | 66  | 109 | 426  |
| Santangelo, M.   | 25      | 776     | 25 | 253    | 17  | 102        | 32  | 31% | 133        | 61  | 45% | 49           | 35  | 71%  | 8       | 46  | 54  | 99  | 19      | 52  | 5       | 8   | 1      | 56  | 61  | 219  |
| Elson, F.        | 25      | 673     | 24 | 265    | 27  | 1          | 0   | 0%  | 178        | 112 | 62% | 74           | 41  | 55%  | 72      | 135 | 207 | 23  | 24      | 42  | 24      | 8   | 35     | 93  | 71  | 371  |
| Cazorla, Carlos  | 24      | 604     | 22 | 139    | 14  | 40         | 14  | 35% | 70         | 37  | 52% | 34           | 23  | 67%  | 19      | 82  | 101 | 41  | 26      | 32  | 6       | 5   | 0      | 69  | 48  | 185  |
| Pérez, Raúl      | 25      | 531     | 2  | 262    | 25  | 101        | 49  | 48% | 82         | 39  | 47% | 41           | 37  | 90%  | 12      | 65  | 77  | 28  | 23      | 23  | 4       | 5   | 0      | 39  | 34  | 262  |
| Esmoris, J.R.    | 25      | 273     | 1  | 80     | 9   | 30         | 7   | 23% | 45         | 21  | 46% | 25           | 17  | 68%  | 10      | 37  | 47  | 9   | 11      | 23  | 4       | 7   | 1      | 44  | 27  | 49   |
| Slater, Reggie   | 8       | 234     | 8  | 125    | 21  | 1          | 0   | 0%  | 89         | 48  | 53% | 44           | 29  | 65%  | 17      | 31  | 48  | 13  | 5       | 21  | 4       | 4   | 4      | 26  | 33  | 120  |
| Sánchez, Sergio  | 21      | 194     |    | 43     | 6   | 10         | 3   | 30% | 26         | 12  | 46% | 12           | 10  | 83%  | 6       | 15  | 21  | 23  | 3       | 13  | 0       | 3   | 0      | 20  | 15  | 46   |
| Sekunda, Glenn   | 11      | 176     | 1  | 59     | 16  | 17         | 7   | 41% | 36         | 15  | 41% | 10           | 8   | 80%  | 6       | 21  | 27  | 6   | 7       | 16  | 0       | 7   | 0      | 31  | 12  | 24   |
| Valdivieso, M.   | 7       | 25      | 1  | 5      | 3   | 0          | 0   | 0%  | 6          | 2   | 33% | 1            | 1   | 100% | 0       | 1   | 1   | 0   | 1       | 1   | 0       | 1   | 0      | 0   | 2   | 3    |
| B Abrams, Danya  | 15      | 440     | 15 | 230    | 29  | 14         | 5   | 35% | 171        | 83  | 48% | 66           | 49  | 74%  | 37      | 52  | 89  | 17  | 10      | 46  | 4       | 11  | 0      | 58  | 78  | 199  |
| B Guardia, Salva | 16      | 211     | 2  | 74     | 14  | 11         | 4   | 36% | 53         | 22  | 41% | 31           | 18  | 58%  | 22      | 23  | 45  | 1   | 6       | 21  | 3       | 11  | 1      | 30  | 26  | 42   |
| Datos de Equipo  | 25      |         |    | 0      |     | 0          | 0   | 0%  | 0          | 0   | 0%  | 0            | 0   | 0%   | 29      | 51  | 80  | 0   | 14      | 11  | 0       | 0   | 0      | 1   | 10  | 92   |
| Totales          |         | 5000    |    | 1998   | 104 | 436        | 175 | 40% | 1078       | 558 | 51% | 485          | 357 | 73%  | 251     | 593 | 844 | 306 | 177     | 347 | 54      | 78  | 46     | 533 | 526 | 2038 |

## FORUM VALLADOLID

### Estadísticas acumuladas hasta la Jornada 25

|                   | Par jug | Min jug | 5i | Puntos |     | Tiros de 3 |     |     | Tiros de 2 |     |     | Tiros libres |     |     | Rebotes |     |     | Asi | Balones |     | Tapones |     | Faltas |     |     |      |
|-------------------|---------|---------|----|--------|-----|------------|-----|-----|------------|-----|-----|--------------|-----|-----|---------|-----|-----|-----|---------|-----|---------|-----|--------|-----|-----|------|
|                   |         |         |    | Tot    | Max | Int        | Con | %   | Int        | Con | %   | Int          | Con | %   | Ofe     | Def | Tot | efe | Rec     | Per | Fav     | Con | Mat    | Com | Rec | Val  |
| Yebra, Oscar      | 25      | 796     | 25 | 389    | 26  | 93         | 46  | 49% | 181        | 90  | 49% | 93           | 71  | 76% | 48      | 100 | 148 | 32  | 37      | 55  | 10      | 16  | 0      | 81  | 83  | 387  |
| Montañez, Román   | 25      | 772     | 24 | 268    | 26  | 113        | 38  | 33% | 109        | 47  | 43% | 73           | 60  | 82% | 7       | 47  | 54  | 42  | 37      | 59  | 2       | 7   | 0      | 91  | 93  | 189  |
| Bonner, Anthony   | 17      | 590     | 16 | 236    | 26  | 7          | 0   | 0%  | 221        | 101 | 45% | 52           | 34  | 65% | 31      | 95  | 126 | 33  | 25      | 43  | 2       | 8   | 5      | 37  | 52  | 241  |
| González, Oscar   | 22      | 377     | 3  | 104    | 15  | 68         | 19  | 27% | 20         | 8   | 40% | 36           | 31  | 86% | 9       | 22  | 31  | 22  | 15      | 13  | 1       | 2   | 0      | 41  | 43  | 94   |
| Fernández, G.     | 24      | 339     | 4  | 127    | 15  | 36         | 17  | 47% | 46         | 27  | 58% | 27           | 22  | 81% | 22      | 38  | 60  | 6   | 4       | 20  | 7       | 4   | 2      | 65  | 32  | 104  |
| McCaskill, Amal   | 9       | 278     | 9  | 122    | 20  | 0          | 0   | 0%  | 97         | 52  | 53% | 31           | 18  | 58% | 23      | 41  | 64  | 11  | 4       | 17  | 11      | 5   | 9      | 28  | 32  | 136  |
| Odrizola, J.      | 20      | 262     | 1  | 89     | 17  | 51         | 20  | 39% | 16         | 8   | 50% | 14           | 13  | 92% | 5       | 15  | 20  | 4   | 10      | 18  | 0       | 3   | 0      | 43  | 23  | 42   |
| Iuzzolino, Mike   | 7       | 222     | 5  | 57     | 24  | 24         | 9   | 37% | 25         | 12  | 48% | 9            | 6   | 66% | 1       | 15  | 16  | 18  | 5       | 9   | 0       | 1   | 0      | 12  | 12  | 55   |
| Rejón, G.         | 18      | 168     | 2  | 48     | 9   | 0          | 0   | 0%  | 41         | 19  | 46% | 16           | 10  | 62% | 14      | 19  | 33  | 9   | 6       | 9   | 1       | 3   | 4      | 42  | 14  | 29   |
| Laso, Pablo       | 10      | 110     | 2  | 12     | 6   | 8          | 2   | 25% | 5          | 2   | 40% | 3            | 2   | 66% | 1       | 3   | 4   | 12  | 7       | 9   | 0       | 0   | 0      | 15  | 11  | 12   |
| San Emeterio      | 13      | 85      |    | 21     | 5   | 6          | 2   | 33% | 13         | 5   | 38% | 8            | 5   | 62% | 5       | 8   | 13  | 2   | 4       | 4   | 0       | 1   | 0      | 8   | 9   | 21   |
| Sangare, Yohan    | 3       | 3       |    | 0      | 0   | 1          | 0   | 0%  | 1          | 0   | 0%  | 0            | 0   | 0%  | 0       | 0   | 0   | 1   | 0       | 0   | 0       | 0   | 0      | 0   | 0   | -1   |
| B Guibert, Andrés | 15      | 404     | 13 | 199    | 23  | 0          | 0   | 0%  | 149        | 72  | 48% | 73           | 55  | 75% | 27      | 59  | 86  | 23  | 10      | 34  | 8       | 12  | 3      | 44  | 73  | 214  |
| B Dumas, Stephane | 16      | 390     | 2  | 131    | 16  | 38         | 13  | 34% | 62         | 35  | 56% | 25           | 22  | 88% | 13      | 22  | 35  | 49  | 22      | 25  | 3       | 3   | 3      | 44  | 25  | 138  |
| B Nolan, Norman   | 8       | 229     | 6  | 124    | 23  | 19         | 8   | 42% | 86         | 42  | 48% | 31           | 16  | 51% | 15      | 29  | 44  | 4   | 9       | 6   | 2       | 7   | 4      | 25  | 26  | 101  |
| Datos de Equipo   | 25      |         |    | 0      |     | 0          | 0   | 0%  | 0          | 0   | 0%  | 0            | 0   | 0%  | 24      | 64  | 88  | 0   | 7       | 10  | 0       | 0   | 0      | 2   | 5   | 88   |
| Totales           |         | 5025    |    | 1927   | 92  | 464        | 174 | 37% | 1072       | 520 | 48% | 491          | 365 | 74% | 245     | 577 | 822 | 268 | 202     | 331 | 47      | 72  | 30     | 578 | 533 | 1850 |



Patrocinador Oficial Copa del Rey


# PROXIMAS JORNADAS LIGA ACB

## Liga ACB Jornada 26

|  |         |            |          |     |
|--|---------|------------|----------|-----|
| DKV JOVENTUT - LUCENTUM ALICANTE         | Domingo | 30-03-2003 | 12.30 h. | C9  |
| LECHE RIO BREOGAN - PAMESA VALENCIA      | Domingo | 30-03-2003 | 19.15 h. |     |
| ADECCO ESTUDIANTES - FORUM VALLADOLID    | Sábado  | 29-03-2003 | 19.00 h. |     |
| UNICAJA - REAL MADRID                    | Sábado  | 29-03-2003 | 19.30 h. | C+  |
| TAU CERAMICA - CAPRABO LLEIDA            | Sábado  | 29-03-2003 | 19.30 h. |     |
| CAJA SAN FERNANDO - AUNA                 | Domingo | 30-03-2003 | 12.30 h. | CS  |
| C.B. GRANADA - F.C. BARCELONA            | Domingo | 30-03-2003 | 18.00 h. | SFO |
| CACERES C.B. - JABONES PARDO FUENLABRADA | Sábado  | 29-03-2003 | 18.30 h. |     |
| CASADEMONT GIRONA - BASQUET MANRESA      | Domingo | 30-03-2003 | 12.30 h. | TV3 |

### PRECEDENTES JORNADA 26

|  | Precedentes del partido | Victorias locales (última) | Victorias visitantes (última) |
|--|-------------------------|----------------------------|-------------------------------|
| DKV JOVENTUT - LUCENTUM ALICANTE         | 1                       | 1 (21/01/2001)             | 0                             |
| LECHE RIO BREOGAN - PAMESA VALENCIA      | 10                      | 4 (11/05/2002)             | 6 (24/02/2001)                |
| ADECCO ESTUDIANTES - FORUM VALLADOLID    | 24                      | 16 (04/02/2001)            | 8 (12/10/2001)                |
| UNICAJA - REAL MADRID                    | 17                      | 7 (27/04/2002)             | 10 (07/03/1998)               |
| TAU CERAMICA - CAPRABO LLEIDA            | 1                       | 0                          | 1 (07/10/2001)                |
| CAJA SAN FERNANDO - AUNA                 | 9                       | 8 (11/05/2002)             | 1 (24/11/1991)                |
| C.B. GRANADA - F.C. BARCELONA            | 4                       | 1 (03/02/2002)             | 3 (19/03/1999)                |
| CACERES C.B. - JABONES PARDO FUENLABRADA | 5                       | 1 (05/09/1996)             | 4 (30/03/2002)                |
| CASADEMONT GIRONA - BASQUET MANRESA      | 12                      | 8 (02/04/2000)             | 4 (05/04/1998)                |



## Servicio de radio ACB

### Cortes de voz - Jornada 26

Distribución viernes 28 de marzo  
De 10.45 h. a 14.30 h.  
De 16.30 h. a 19.00 h.

**Información (93) 417.24.04**

**RDSI (93) 254.02.65**

Para recibir los cortes de voz en formato MP3 a través de correo electrónico contactar con :

[jcerda@liga-acb.es](mailto:jcerda@liga-acb.es)



## Servicio de Imágenes ACB por Hispasat

### Horarios para las jornadas en fin de semana

**Domingo, a las 10:00 h.** para los partidos jugados el sábado

**Domingo, a las 23:30 h.** para los partidos jugados el domingo

### Horarios para jornadas entre semana

Día posterior al partido, a las 10:00 h.

### Frecuencia de bajada

Satélite : HISPASAT 1B / XP05 / MCPC

Frecuencia de bajada : 12.711 V

Symbol Rate : 27,5

FEC : 3/4

PID Video 771 PID Audio 781

Sistema de Encode : THOMPSON 4:2:0

Service ID : 1