

Noticias

ACB



AÑO XIV - 31 Marzo 2003. Dep. Comunicación ACB
Internet : www.acb.com

Nº 482

TEMPORADA
2002-2003

JORNADA
26

I N D I C E

| | |
|---------------------------------------|-------|
| Jugador de la Semana | 2 |
| Resultados y Clasificaciones | 3 |
| Topes de la Liga | 4 |
| Cuadro de resultados | 5 |
| Máximos anotadores | 5 |
| Clasificaciones Individuales | 6-7 |
| Series de los equipos | 8 |
| Clasificaciones de Equipo..... | 8-9 |
| Fichas Partidos Jornada 26 | 10-14 |
| Estadísticas acumuladas | 15-19 |
| Precedentes y Próximas Jornadas | 20 |

Socio Internet ACB

21

[www. canal 21 .com](http://www.canal21.com)

JUGADOR DE LA SEMANA EN LA LIGA ACB

Felipe REYES (Adecco Estudiantes)



Felipe Reyes ha protagonizado la actuación más destacada de la 26ª jornada al conseguir 31 puntos (13/17 de dos y 5/8 t.l.), capturar 16 rebotes, dar 2 asistencias, recuperar 4 balones y provocar 9 faltas personales, para una valoración total de 48 puntos. Para el jugador colegial ésta es su cuarta nominación como mejor **Jugador de la Semana en la Liga ACB**.

Felipe Reyes Cabanas es un pívot de 2,00 m., nacido el 16/03/80 en Córdoba. Formado en la cantera del Ramiro de Maestu de Madrid, ha desarrollado toda su carrera deportiva en el Estudiantes, donde comenzó jugando en las categorías inferiores, para pasar en la temporada 97/98 a formar parte de la plantilla del equipo junior. La temporada 98/99 la disputa con el Adecco Estudiantes de la Liga EBA, aunque llegó a disputar 4 encuentros con el equipo ACB, debutando el 4 de octubre de 1998 ante el Tau Cerámica y proclamándose subcampeón de la Copa Korac. La campaña 99/00 se produce su incorporación definitiva en el primer equipo donde ha ido haciéndose un hueco poco a poco y creciendo como jugador hasta llegar a ser el líder del actual conjunto colegial. En esa primera temporada completa en la liga ACB con el Adecco Estudiantes se proclamó campeón de la Copa del Rey en Vitoria '00. Pero donde Felipe Reyes ha cosechado sus mayores éxitos ha sido en la Selección Nacional. Formó parte de aquellos "juniors de oro" que lograron proclamarse campeones del Mundo en Lisboa '99. Con esa gran selección junior logró la medalla de oro en el Europeo Junior de Varna '98 y la medalla de bronce en el Europeo Joven de Ohrid '00. Con la selección absoluta conquistó el bronce en el Europeo de Turquía '01.

..... *flashes* *flashes* *flashes* *flashes*

- **Jorge Racca**, que pasó algo desapercibido en la primera vuelta, va haciéndose importante en el Leche Río Breogán. Su actuación, sobre todo desde la línea de 6,25, fue fundamental para que su equipo se impusiera al Pamesa (28 puntos, con 6 de 7 en triples).
- El Casademont Girona ha cortado su racha negativa al imponerse al Bàsquet Manresa. Uno de los que lideraron la victoria fue **Eric Struelens** que anotó 20 puntos y capturó 14 rebotes.
- El DKV Joventut remontó un encuentro que se le había puesto muy complicado ante el Lucentum. El acierto de **Carles Marco** en el último cuarto, impecable desde la línea de 6,25, y la gran actuación de **Juan Alberto Espil**, fueron fundamentales en la victoria.
- **Luis Scola** lideró la remontada final del Tau ante un Caprabo Lleida que estaba dominando con claridad el encuentro. El argentino exhibió un gran juego en los últimos minutos para acabar anotando 24 puntos y capturando 6 rebotes.
- El Fórum Valladolid dio la sorpresa al vencer en Vistalegre al Adecco Estudiantes. **Amal McCaskill**, con 24 puntos y 8 rebotes, fue determinante para mantener a su equipo por delante.


(1) p.v. = Puntos de Valoración.

Fórmula= +[Puntos+Reb.+Asist.+Rec.+FP rec.+Tap.] - [T. fallados+Pérd.+Tap. Rec.+FP]

VALORACIONES PARA LA JORNADA 26

| JUGADOR | VAL | Pts. | Reb. | Asi. | Rec. | Per. | FPe. | FPr. | Tap. | TaR | T3p. | T2p. | T1p. |
|-----------------|-----|------|------|------|------|------|------|------|------|-----|------|-------|------|
| REYES, FELIPE | 48 | 31 | 16 | 2 | 4 | 5 | 2 | 9 | 0 | 0 | 0/0 | 13/17 | 5/8 |
| STRUELENS, ERIC | 32 | 20 | 14 | 2 | 2 | 3 | 3 | 4 | 0 | 0 | 0/1 | 7/10 | 6/6 |
| ROE, LOU | 32 | 24 | 11 | 2 | 1 | 1 | 2 | 8 | 0 | 1 | 1/1 | 7/15 | 7/9 |
| MCCASKILL, AMAL | 32 | 24 | 8 | 2 | 2 | 4 | 4 | 3 | 2 | 0 | 0/0 | 12/13 | 0/0 |
| RACCA, JORGE | 28 | 24 | 2 | 0 | 2 | 0 | 1 | 3 | 0 | 0 | 6/7 | 0/1 | 6/6 |
| ESPI, JUAN | 27 | 26 | 0 | 5 | 0 | 2 | 1 | 6 | 0 | 0 | 4/9 | 3/5 | 8/8 |
| THOMPSON, KEVIN | 27 | 25 | 11 | 1 | 0 | 4 | 2 | 3 | 0 | 0 | 0/0 | 11/17 | 3/4 |
| MARCO, CARLES | 27 | 19 | 5 | 8 | 0 | 5 | 1 | 3 | 0 | 0 | 5/6 | 1/2 | 2/2 |
| LEWIS, LARRY | 26 | 14 | 13 | 3 | 4 | 2 | 1 | 8 | 2 | 1 | 0/0 | 5/16 | 4/7 |
| ALSTON, DERRICK | 25 | 15 | 7 | 5 | 0 | 1 | 4 | 4 | 0 | 0 | 0/0 | 7/9 | 1/4 |
| PATTERSON, A. | 25 | 22 | 3 | 2 | 2 | 2 | 2 | 4 | 2 | 1 | 4/5 | 2/6 | 6/6 |
| HERRMANN, W. | 24 | 19 | 8 | 2 | 2 | 0 | 0 | 5 | 0 | 0 | 0/5 | 8/12 | 3/6 |
| WRIGHT, MICHAEL | 23 | 19 | 10 | 0 | 1 | 3 | 4 | 8 | 0 | 1 | 0/0 | 5/10 | 9/11 |
| FOIREST, L. | 23 | 20 | 4 | 0 | 2 | 1 | 3 | 5 | 0 | 0 | 1/2 | 8/11 | 1/1 |

RANKING
ACB



| | Total | Par | Media |
|--------------------|-------|-----|-------|
| 1 HERRMANN, W. | 568 | 23 | 24.70 |
| 2 REYES, FELIPE | 598 | 26 | 23.00 |
| 3 ROE, LOU | 506 | 24 | 21.08 |
| 4 LEWIS, LARRY | 510 | 26 | 19.62 |
| 5 ELEY, BUD | 498 | 26 | 19.15 |
| 6 BODIROGA, DEJAN | 434 | 23 | 18.87 |
| 7 JIMÉNEZ, CARLOS | 455 | 25 | 18.20 |
| 8 NOCIONI, ANDRÉS | 464 | 26 | 17.85 |
| 9 DAVIS, DEVIN | 433 | 25 | 17.32 |
| 10 SLANINA, D. | 447 | 26 | 17.19 |
| 11 SCOTT, RICHARD | 427 | 25 | 17.08 |
| 12 WILLIAMS, H. | 304 | 18 | 16.89 |
| 13 OBERTO, F. | 438 | 26 | 16.85 |
| 14 TOMASEVIC, D. | 420 | 25 | 16.80 |
| 15 RODRÍGUEZ, JAVI | 431 | 26 | 16.58 |
| 16 TABAK, ZAN | 379 | 23 | 16.48 |
| 17 WRIGHT, MICHAEL | 420 | 26 | 16.15 |
| 18 SOLANA, F. | 418 | 26 | 16.08 |
| 19 MRSIC, VELJKO | 288 | 18 | 16.00 |
| 20 GARCÉS, RUBÉN | 415 | 26 | 15.96 |
| 21 STRUELENS, ERIC | 408 | 26 | 15.69 |
| 22 PHILLIP, DARREN | 408 | 26 | 15.69 |
| 23 SCOLA, LUIS | 313 | 20 | 15.65 |
| 24 ALLEN, JEROME | 291 | 19 | 15.32 |
| 25 PERASOVIC, V. | 397 | 26 | 15.27 |
| 26 YEBRA, OSCAR | 396 | 26 | 15.23 |
| 27 GRIMAU, ROGER | 289 | 19 | 15.21 |
| 28 ELSON, F. | 383 | 26 | 14.73 |
| 29 ALSTON, DERRICK | 377 | 26 | 14.50 |
| 30 DUEÑAS, ROBERTO | 369 | 26 | 14.19 |
| 31 HERREROS, A. | 320 | 23 | 13.91 |
| 32 MARCO, CARLES | 360 | 26 | 13.85 |
| 33 BONNER, ANTHONY | 248 | 18 | 13.78 |
| 34 BRAMLETT, A.J. | 338 | 26 | 13.00 |
| 35 NAVARRO, J.C. | 336 | 26 | 12.92 |
| 36 RAMOS, SERGIO | 322 | 25 | 12.88 |
| 37 OLIVER, ALBERT | 328 | 26 | 12.62 |
| 38 PRIGIONI, PABLO | 328 | 26 | 12.62 |
| 39 FUCKA, GREGOR | 280 | 23 | 12.17 |
| 40 BREWER, COREY | 291 | 24 | 12.13 |
| 41 PATTERSON, A. | 312 | 26 | 12.00 |
| 42 HOPKINS, B. | 258 | 22 | 11.73 |
| 43 JUNYENT, ORIOL | 303 | 26 | 11.65 |
| 44 RUFFIN, MICHAEL | 292 | 26 | 11.23 |
| 45 PARAÍSO, J.A. | 254 | 23 | 11.04 |
| 46 PÉREZ, RAÚL | 284 | 26 | 10.92 |
| 47 OKULAJA, A. | 262 | 24 | 10.92 |
| 48 RADULOVIC, N. | 279 | 26 | 10.73 |
| 49 JASIKEVICIUS, S | 279 | 26 | 10.73 |
| 50 LAVIÑA, FERRAN | 272 | 26 | 10.46 |

LIGA ACB 2002/2003 - Resultados y Clasificación



Patrocinador Oficial ACB

MEMORIA DE ALTAS Y BAJAS

- Con fecha 26/03/2003 Caja San Fernando sustituye a **Reggie Slater** por **Danya Abrams**.

- Con fecha 28/03/2003 Casademont Girona sustituye a **Veljko Mrsic** por **Andy Panko**.

- Con fecha 28/03/2003 Pamesa Valencia sustituye a **Dejan Tomasevic** por **Bernard Hopkins**.

- Con fecha 28/03/2003 Tau Cerámica sustituye a **Elmer Bennett** por **Rashard Griffith**.

- Con fecha 28/03/2003 Leche Río Breogán da de baja a **Edward Santana**.

DEBUTANTES EN LA LIGA ACB

Con fecha 30/03/2003 debuta **Andy Panko** (Casademont Girona).

ASISTENCIA DE PUBLICO

JORNADA 26 (media 6.399)

| | |
|---------------------------------------|---------------|
| DKV JOVENTUT - LUCENTUM ALICANTE | 4.382 |
| LECHE RIO BREOGAN - PAMESA VALENCIA | 5.800 |
| ADECCO ESTUDIANTES - FORUM VALLADOLID | 9.000 |
| UNICAJA - REAL MADRID | 9.000 |
| TAU CERAMICA - CAPRABO LLEIDA | 7.700 |
| CAJA SAN FERNANDO - AUNA | 7.000 |
| C.B. GRANADA - F.C. BARCELONA | 5.000 |
| CACERES C.B. - J. PARDO FUENLABRADA | 5.400 |
| CASADEMONT GIRONA - RICOH MANRESA | 4.312 |
| | 57.594 |

RESULTADOS LIGA ACB JORNADA 26

(29 y 30 Marzo 2003)

| | |
|--|-------------|
| DKV JOVENTUT - LUCENTUM ALICANTE | (99 - 93) |
| LECHE RIO BREOGAN - PAMESA VALENCIA | (88 - 77) |
| ADECCO ESTUDIANTES - FORUM VALLADOLID | (79 - 83) |
| UNICAJA - REAL MADRID | (85 - 80) |
| TAU CERAMICA - CAPRABO LLEIDA | (84 - 81) |
| CAJA SAN FERNANDO - AUNA | (76 - 59) |
| C.B. GRANADA - F.C. BARCELONA | (66 - 81) |
| CACERES CB - JABONES PARDO FUENLABRADA | (77 - 79) |
| CASADEMONT GIRONA - RICOH MANRESA | (81 - 68) |

CLASIFICACION LIGA ACB 2002-2003

| PO | EQUIPOS | PARTIDOS | | | TANTOS | |
|----|----------------------|----------|------|-----|--------|-------|
| | | JUGA | GANA | PER | FAVOR | CONTR |
| 1 | F.C. BARCELONA | 26 | 22 | 4 | 2.171 | 1.983 |
| 2 | PAMESA VALENCIA | 26 | 20 | 6 | 2.168 | 1.930 |
| 3 | UNICAJA | 26 | 19 | 7 | 2.029 | 1.922 |
| 4 | ADECCO ESTUDIANTES | 26 | 17 | 9 | 2.170 | 1.966 |
| 5 | LUCENTUM ALICANTE | 26 | 14 | 12 | 2.102 | 2.043 |
| 6 | AUNA | 26 | 14 | 12 | 2.160 | 2.109 |
| 7 | DKV JOVENTUT | 26 | 13 | 13 | 2.160 | 2.112 |
| 8 | REAL MADRID | 26 | 13 | 13 | 2.044 | 1.996 |
| 9 | CAJA SAN FERNANDO | 26 | 13 | 13 | 2.074 | 2.032 |
| 10 | TAU CERAMICA | 26 | 13 | 13 | 2.104 | 2.080 |
| 11 | RICOH MANRESA | 26 | 12 | 14 | 2.077 | 2.114 |
| 12 | J. PARDO FUENLABRADA | 26 | 12 | 14 | 2.143 | 2.209 |
| 13 | CAPRABO LLEIDA | 26 | 12 | 14 | 2.051 | 2.148 |
| 14 | LECHE RIO BREOGAN | 26 | 11 | 15 | 2.114 | 2.192 |
| 15 | CASADEMONT GIRONA | 26 | 9 | 17 | 1.955 | 2.108 |
| 16 | FORUM VALLADOLID | 26 | 8 | 18 | 2.010 | 2.128 |
| 17 | CACERES CB | 26 | 8 | 18 | 2.032 | 2.227 |
| 18 | C.B. GRANADA | 26 | 4 | 22 | 1.979 | 2.244 |



Balón Oficial ACB

SERVICIO DE ESTADISTICAS ACB

TOPES DE LA LIGA

| TOPES DE LA LIGA ACB | JORNADA 26 | LOS MEJORES DE LA LIGA |
|---------------------------|------------------------|---------------------------------|
| TOPES DE EQUIPO | | |
| MEJOR ATAQUE | DKV JOVENTUT (99) | DKV JOVENTUT (115 - 09ª J) |
| MEJOR DEFENSA | CAJA SAN FERNANDO (59) | F.C. BARCELONA (47 - 01ª J) |
| VICTORIA CON MENOS PUNTOS | CAJA SAN FERNANDO (76) | CASADEMONT GIRONA (62 - 08ª J) |
| DERROTA CON MAS PUNTOS | LUCENTUM ALICANTE (93) | LECHE RIO BREOGAN (111 - 12ª J) |
| CANASTAS DE DOS | TAU CERAMICA (31) | BASQUET MANRESA (35 - 08ª J) |
| CANASTAS TRIPLES | LECHE RIO BREOGAN (14) | CAJA SAN FERNANDO (16 - 02ª J) |
| TIROS LIBRES | DKV JOVENTUT (22) | BASQUET MANRESA (36 - 12ª J) |
| REBOTES | CASADEMONT GIRONA (46) | TAU CERAMICA (53 - 05ª J) |
| ASISTENCIAS | CAJA SAN FERNANDO (46) | PAMESA VALENCIA (30 - 14ª J) |
| VALORACION | UNICAJA (19) | TAU CERAMICA (138 - 11ª J) |
| TOPES INDIVIDUALES | | |
| PUNTOS | REYES, FELIPE (31) | BREWER, COREY (37 - 24ª J) |
| CANASTAS DE DOS | REYES, FELIPE (13) | SCOLA, LUIS (14 - 06ª J) |
| CANASTAS TRIPLES | RACCA, JORGE (6) | REYES, FELIPE (14 - 12ª J) |
| TIROS LIBRES | WRIGHT, MICHAEL (9) | LAVIÑA, FERRAN (7 - 02ª J) |
| REBOTES | REYES, FELIPE (16) | BEECHUM, HURL (7 - 14ª J) |
| ASISTENCIAS | MARCO, CARLES (8) | VAZQUEZ, PACO (7 - 19ª J) |
| VALORACION | REYES, FELIPE (48) | SOLANA, FRANCESC (14 - 06ª J) |
| | | SOLANA, FRANCESC (14 - 17ª J) |
| | | ELSON, FRANCISCO (21 - 06ª J) |
| | | TOMASEVIC, DEJAN (13 - 14ª J) |
| | | ROE, LOU (48 - 12ª J) |
| | | BREWER, COREY (48 - 24ª J) |
| | | REYES, FELIPE (48 - 26ª J) |

DOBLES FIGURAS


| DOBLES F. POR EQUIPOS | LIGA | J 26 |
|-----------------------|------|------|
| ADECCO ESTUDIANTES | 184 | 8 |
| LECHE RIO BREOGAN | 21 | 1 |
| DKV JOVENTUT | 18 | |
| J. PARDO FUENLABRADA | 14 | |
| AUNA | 14 | 1 |
| CAJA SAN FERNANDO | 12 | |
| F.C. BARCELONA | 11 | 1 |
| LUCENTUM ALICANTE | 11 | 1 |
| CASADEMONT GIRONA | 11 | 2 |
| TAU CERAMICA | 10 | |
| C.B. GRANADA | 9 | 1 |
| FORUM VALLADOLID | 8 | |
| CAPRABO LLEIDA | 7 | |
| CACERES C.B. | 7 | 1 |
| PAMESA VALENCIA | 5 | |
| UNICAJA | 5 | |
| REAL MADRID | 2 | |
| RICOH MANRESA | 1 | |

| CLASIFICACION GENERAL | D.F. |
|-------------------------------------|------|
| REYES, FELIPE (Adecco Estudiantes) | 18 |
| GARCÉS, RUBÉN (Leche Rio Breogán) | 11 |
| HERRMANN, W. (J. Pardo Fuenlabrada) | 11 |
| DUEÑAS, ROBERTO (F.C. Barcelona) | 8 |
| ELEY, BUD (Auna) | 8 |
| ELSON, F. (Caja San Fernando) | 8 |
| ROE, LOU (Lucentum alicante) | 8 |
| WRIGHT, MICHAEL (C.B. Granada) | 8 |
| DAVIS, DEVIN (Leche Rio Breogán) | 6 |
| LEWIS, LARRY (Auna) | 6 |
| STRUELENS, ERIC (Casademont Girona) | 6 |
| TABAK, ZAN (DKV Joventut) | 6 |
| PHILLIP, DARREN (Casademont Girona) | 5 |
| THOMPSON, KEVIN (Cáceres C.B.) | 5 |
| MARCO, CARLES (DKV Joventut) | 4 |

| DOBLES FIGURAS JORNADA 26ª | PUNTOS | REBOTES | ASIST. | RECUP. |
|-------------------------------------|--------|---------|--------|--------|
| THOMPSON, KEVIN (Cáceres C.B.) | 25 | 11 | | |
| REYES, FELIPE (Adecco Estudiantes) | 31 | 16 | | |
| LEWIS, LARRY (Auna) | 14 | 13 | | |
| ROE, LOU (Lucentum Alicante) | 24 | 11 | | |
| STRUELENS, ERIC (Casademont Girona) | 20 | 14 | | |
| PHILLIP, DARREN (Casademont Girona) | 15 | 13 | | |
| WRIGHT, MICHAEL (C.B. Granada) | 19 | 10 | | |
| DUEÑAS, ROBERTO (F.C. Barcelona) | 12 | 11 | | |

SERVICIO DE ESTADISTICAS ACB

MAXIMO ANOTADOR



| | PTS | Par | Media | | | | |
|--------------------|-----|-----|-------|--------------------|-----|----|-------|
| 1 HERRMANN, W. | 502 | 23 | 21.83 | 26 GARCÉS, RUBÉN | 343 | 26 | 13.19 |
| 2 PERASOVIC, V. | 493 | 26 | 18.96 | 27 PHILLIP, DARREN | 343 | 26 | 13.19 |
| 3 SLANINA, D. | 483 | 26 | 18.58 | 28 TABAK, ZAN | 303 | 23 | 13.17 |
| 4 LEWIS, LARRY | 480 | 26 | 18.46 | 29 OBERTO, F. | 341 | 26 | 13.12 |
| 5 SCOTT, RICHARD | 461 | 25 | 18.44 | 30 STRUELENS, ERIC | 337 | 26 | 12.96 |
| 6 NOCIONI, ANDRÉS | 458 | 26 | 17.62 | 31 ALSTON, DERRICK | 335 | 26 | 12.88 |
| 7 BODIROGA, DEJAN | 399 | 23 | 17.35 | 32 ELLIS, TYRONE | 331 | 26 | 12.73 |
| 8 SOLANA, F. | 448 | 26 | 17.23 | 33 ALLEN, JEROME | 238 | 19 | 12.53 |
| 9 REYES, FELIPE | 447 | 26 | 17.19 | 34 RAMOS, SERGIO | 313 | 25 | 12.52 |
| 10 ELEY, BUD | 427 | 26 | 16.42 | 35 PATTERSON, A. | 323 | 26 | 12.42 |
| 11 ROE, LOU | 388 | 24 | 16.17 | 36 FUCKA, GREGOR | 285 | 23 | 12.39 |
| 12 SCOLA, LUIS | 317 | 20 | 15.85 | 37 JIMÉNEZ, CARLOS | 304 | 25 | 12.16 |
| 13 WRIGHT, MICHAEL | 407 | 26 | 15.65 | 38 RISACHER, S. | 310 | 26 | 11.92 |
| 14 YEBRA, OSCAR | 405 | 26 | 15.58 | 39 JASIKEVICIUS, S | 309 | 26 | 11.88 |
| 15 GRIMAU, ROGER | 284 | 19 | 14.95 | 40 RODRÍGUEZ, JAVI | 308 | 26 | 11.85 |
| 16 DAVIS, DEVIN | 372 | 25 | 14.88 | 41 MUMBRÚ, ALEX | 260 | 22 | 11.82 |
| 17 MRSIC, VELJKO | 262 | 18 | 14.56 | 42 JUNYENT, ORIOL | 304 | 26 | 11.69 |
| 18 NAVARRO, J.C. | 373 | 26 | 14.35 | 43 TOMASEVIC, D. | 289 | 25 | 11.56 |
| 19 WILLIAMS, H. | 257 | 18 | 14.28 | 44 VÁZQUEZ, PACO | 297 | 26 | 11.42 |
| 20 BREWER, COREY | 341 | 24 | 14.21 | 45 LAVIÑA, FERRAN | 294 | 26 | 11.31 |
| 21 HERREROS, A. | 314 | 23 | 13.65 | 46 OLIVER, ALBERT | 293 | 26 | 11.27 |
| 22 BEECHUM, HURL | 354 | 26 | 13.62 | 47 PARAÍSO, J.A. | 256 | 23 | 11.13 |
| 23 BULLOCK, LOUIS | 352 | 26 | 13.54 | 48 MARCO, CARLES | 287 | 26 | 11.04 |
| 24 BRAMLETT, A.J. | 347 | 26 | 13.35 | 49 HOPKINS, B. | 238 | 22 | 10.82 |
| 25 BONNER, ANTHONY | 238 | 18 | 13.22 | 50 PÉREZ, RAÚL | 281 | 26 | 10.81 |



| | Adecco Estudiantes | Auna | Ricoh Manresa | C.B. Granada | Cáceres C.B. | Caja San Fernando | Caprabo Lleida | Casademont Girona | DKV Joventut | F.C. Barcelona | Fórum Valladolid | Jabones Pardo Fuenlabrada | Leche Río Breogán | Lucentum Alicante | Pamesa Valencia | Real Madrid | Tau Cerámica | Unicaja |
|---------------------------|--------------------|--------|---------------|--------------|--------------|-------------------|----------------|-------------------|--------------|----------------|------------------|---------------------------|-------------------|-------------------|-----------------|-------------|--------------|---------|
| Adecco Estudiantes | | 98-72 | | 93-88 | | | 88-65 | 91-57 | 86-77 | 83-55 | 79-83 | 81-90 | 109-70 | 80-72 | 81-89 | 84-72 | 76-66 | |
| Auna | | | 82-57 | 99-72 | 80-63 | 83-79 | | 85-66 | 97-94 | 92-97 | | | 98-78 | 85-67 | 79-85 | 77-66 | 80-74 | 83-81 |
| Ricoh Manresa | 79-72 | 92-73 | | 86-66 | 91-75 | | 81-68 | 84-57 | 101-96 | 73-71 | 90-76 | 83-82 | | 88-90 | | | 70-93 | 62-73 |
| C.B. Granada | | 86-83 | 83-100 | | 61-65 | 77-89 | 69-73 | 59-62 | | 66-81 | 76-70 | 61-69 | 93-84 | 73-80 | 66-89 | 78-87 | | 84-91 |
| Cáceres C.B. | 69-74 | 83-91 | 82-75 | 91-80 | | 88-80 | 77-85 | 71-64 | 84-76 | 73-84 | 78-83 | 77-79 | | 97-93 | | 82-92 | 78-102 | |
| Caja San Fernando | 85-72 | 76-59 | 104-100 | | 79-73 | | 66-73 | 77-68 | 82-87 | 93-82 | 70-68 | 82-93 | | | 77-80 | 91-74 | 89-70 | |
| Caprabo Lleida | 91-78 | 84-89 | | 88-81 | 79-82 | 78-69 | | 80-75 | 89-115 | | 80-61 | 88-100 | | 87-83 | 64-62 | | 66-78 | 70-77 |
| Casademont Girona | | 100-96 | 81-68 | | 93-80 | 73-80 | 77-86 | | | 74-80 | | 79-73 | 86-78 | 89-83 | 75-67 | 66-83 | 87-99 | 69-81 |
| DKV Joventut | 70-81 | 84-77 | | 91-82 | | | 95-97 | 93-74 | | | 80-72 | 94-73 | 68-59 | 99-93 | 68-89 | 74-78 | 73-74 | 70-63 |
| F.C. Barcelona | 80-74 | | 89-83 | 93-78 | 99-82 | 84-70 | 94-88 | 75-62 | 81-80 | | 84-75 | 93-47 | 81-72 | 83-80 | | | 70-62 | |
| Fórum Valladolid | 71-78 | 76-104 | | 89-71 | | 69-85 | | 92-90 | 92-98 | | | 73-83 | 78-67 | 72-68 | | 75-80 | 86-78 | 73-74 |
| Jabones Pardo Fuenlabrada | 102-112 | 111-98 | 72-65 | 107-91 | 92-79 | 91-79 | | 84-88 | | 71-83 | | | 90-94 | 89-82 | 73-82 | 75-101 | | 78-95 |
| Leche Río Breogán | 78-91 | 78-61 | 111-112 | | 108-96 | 80-77 | 91-70 | | 89-77 | 70-84 | 95-90 | | | 84-73 | 88-77 | 88-78 | | 78-79 |
| Lucentum Alicante | 60-67 | | 82-51 | 105-73 | | 84-76 | | 79-64 | 70-85 | | 79-77 | 87-81 | 89-85 | | 82-71 | 83-70 | 70-65 | 76-70 |
| Pamesa Valencia | 88-81 | | 94-72 | | 98-69 | 81-69 | 101-75 | | 75-67 | 87-74 | 95-72 | | 88-70 | 82-92 | | 77-76 | 78-65 | 68-69 |
| Real Madrid | 59-84 | | 65-54 | 84-88 | 91-58 | 59-72 | 89-66 | | | 75-83 | 80-70 | | 77-81 | | 74-87 | | 90-82 | 68-58 |
| Tau Cerámica | | 94-81 | 92-84 | 95-77 | | | 84-81 | 84-79 | 81-75 | 98-108 | 82-84 | 90-76 | 81-70 | | 74-92 | 78-96 | | 63-64 |
| Unicaja | 78-77 | 68-56 | 85-76 | | 98-77 | 83-78 | 86-80 | | 73-74 | 75-83 | 84-83 | 72-62 | 89-68 | | 78-86 | 85-80 | | |

SERVICIO DE ESTADISTICAS ACB

ESTADISTICAS INDIVIDUALES

<< MINUTOS JUGADOS >>

| | TOT | Par | Media |
|-----------------|--------|-----|-------|
| HERRMANN, W. | 867:12 | 23 | 38:42 |
| SOLANA, F. | 952:25 | 26 | 37:38 |
| BONNER, ANTHONY | 626:59 | 18 | 35:47 |
| SLANINA, D. | 901:46 | 26 | 35:39 |
| PERASOVIC, V. | 881:23 | 26 | 34:54 |
| MRSIC, VELJKO | 609:19 | 18 | 34:51 |
| ROE, LOU | 806:58 | 24 | 34:35 |
| JOHNSON, SYDNEY | 827:24 | 25 | 33:06 |
| ALLEN, JEROME | 628:43 | 19 | 33:02 |
| HERNÁNDEZ, B. | 851:06 | 26 | 33:44 |
| NOCIONI, ANDRÉS | 846:12 | 26 | 33:33 |
| TABAK, ZAN | 743:33 | 23 | 32:17 |
| LEWIS, LARRY | 834:25 | 26 | 32:06 |
| WRIGHT, MICHAEL | 830:01 | 26 | 32:55 |
| YEBRA, OSCAR | 825:33 | 26 | 32:43 |

<< MATES >>

| | TOT | Par | Media |
|-----------------|-----|-----|-------|
| REYES, FELIPE | 39 | 26 | 1.50 |
| ELSON, F. | 35 | 26 | 1.35 |
| RUFFIN, MICHAEL | 32 | 26 | 1.23 |
| DUEÑAS, ROBERTO | 32 | 26 | 1.23 |
| TABAK, ZAN | 25 | 23 | 1.09 |
| ROE, LOU | 26 | 24 | 1.08 |
| GARCÉS, RUBÉN | 22 | 26 | 0.85 |
| HERRMANN, W. | 18 | 23 | 0.78 |
| BUENO, ANTONIO | 20 | 26 | 0.77 |
| BRAMLETT, A.J. | 20 | 26 | 0.77 |
| STRUELENS, ERIC | 19 | 26 | 0.73 |
| JIMÉNEZ, CARLOS | 17 | 25 | 0.68 |
| ELLIS, TYRONE | 16 | 26 | 0.62 |
| GRIFFITH, R. | 11 | 18 | 0.61 |
| NOCIONI, ANDRÉS | 14 | 26 | 0.54 |

<< REBOTES DEFENSIVOS >>

| | TOT | Par | Media |
|-----------------|-----|-----|-------|
| HERRMANN, W. | 148 | 23 | 6.43 |
| GARCÉS, RUBÉN | 150 | 26 | 5.77 |
| DUEÑAS, ROBERTO | 146 | 26 | 5.62 |
| REYES, FELIPE | 145 | 26 | 5.58 |
| BONNER, ANTHONY | 99 | 18 | 5.50 |
| ELSON, F. | 141 | 26 | 5.42 |
| ELEY, BUD | 141 | 26 | 5.42 |
| LEWIS, LARRY | 139 | 26 | 5.35 |
| NOCIONI, ANDRÉS | 135 | 26 | 5.19 |
| ROE, LOU | 124 | 24 | 5.17 |
| STRUELENS, ERIC | 131 | 26 | 5.04 |
| PHILLIP, DARREN | 127 | 26 | 4.88 |
| TABAK, ZAN | 112 | 23 | 4.87 |
| RUFFIN, MICHAEL | 125 | 26 | 4.81 |
| JIMÉNEZ, CARLOS | 119 | 25 | 4.76 |

<< REBOTES OFENSIVOS >>

| | TOT | Par | Media |
|-----------------|-----|-----|-------|
| REYES, FELIPE | 139 | 26 | 5.35 |
| HERRMANN, W. | 77 | 23 | 3.35 |
| WRIGHT, MICHAEL | 84 | 26 | 3.23 |
| GARCÉS, RUBÉN | 80 | 26 | 3.08 |
| RUFFIN, MICHAEL | 79 | 26 | 3.04 |
| ROE, LOU | 72 | 24 | 3.00 |
| PHILLIP, DARREN | 77 | 26 | 2.96 |
| ELSON, F. | 75 | 26 | 2.88 |
| TABAK, ZAN | 64 | 23 | 2.78 |
| BRAMLETT, A.J. | 66 | 26 | 2.54 |
| TOMASEVIC, D. | 63 | 25 | 2.52 |
| ELEY, BUD | 65 | 26 | 2.50 |
| LEWIS, LARRY | 64 | 26 | 2.46 |
| STRUELENS, ERIC | 62 | 26 | 2.38 |
| GRIFFITH, R. | 42 | 18 | 2.33 |

<< TOTAL REBOTES >>

| | Def | Ofe | TOT | Par | Media |
|-----------------|-----|-----|-----|-----|-------|
| REYES, FELIPE | 145 | 139 | 284 | 26 | 10.92 |
| HERRMANN, W. | 148 | 77 | 225 | 23 | 9.78 |
| GARCÉS, RUBÉN | 150 | 80 | 230 | 26 | 8.85 |
| ELSON, F. | 141 | 75 | 216 | 26 | 8.31 |
| ROE, LOU | 124 | 72 | 196 | 24 | 8.17 |
| ELEY, BUD | 141 | 65 | 206 | 26 | 7.92 |
| RUFFIN, MICHAEL | 125 | 79 | 204 | 26 | 7.85 |
| PHILLIP, DARREN | 127 | 77 | 204 | 26 | 7.85 |
| LEWIS, LARRY | 139 | 64 | 203 | 26 | 7.81 |
| TABAK, ZAN | 112 | 64 | 176 | 23 | 7.65 |
| WRIGHT, MICHAEL | 113 | 84 | 197 | 26 | 7.58 |
| STRUELENS, ERIC | 131 | 62 | 193 | 26 | 7.42 |
| BONNER, ANTHONY | 99 | 33 | 132 | 18 | 7.33 |
| DUEÑAS, ROBERTO | 146 | 39 | 185 | 26 | 7.12 |
| NOCIONI, ANDRÉS | 135 | 48 | 183 | 26 | 7.04 |

<< REBOTEADORES ESPAÑOLES >>

| | Def | Ofe | TOT | Par | Media |
|------------------|-----|-----|-----|-----|-------|
| REYES, FELIPE | 145 | 139 | 284 | 26 | 10.92 |
| HERRMANN, W. | 148 | 77 | 225 | 23 | 9.78 |
| DUEÑAS, ROBERTO | 146 | 39 | 185 | 26 | 7.12 |
| KORNEGAY, C. | 114 | 58 | 172 | 26 | 6.62 |
| SCOLA, LUIS | 90 | 42 | 132 | 20 | 6.60 |
| JIMÉNEZ, CARLOS | 119 | 43 | 162 | 25 | 6.48 |
| YEBRA, OSCAR | 103 | 49 | 152 | 26 | 5.85 |
| JUNYENT, ORIOL | 99 | 46 | 145 | 26 | 5.58 |
| HDEZ-SONSECA, E. | 72 | 30 | 102 | 22 | 4.64 |
| GUILLÉN, R. | 59 | 20 | 79 | 18 | 4.39 |
| CAZORLA, CARLOS | 89 | 20 | 109 | 25 | 4.36 |
| BUENO, ANTONIO | 64 | 48 | 112 | 26 | 4.31 |
| LLORENS, JORDI | 73 | 35 | 108 | 26 | 4.15 |
| GUARDIA, SALVA | 58 | 43 | 101 | 25 | 4.04 |
| MUMBRÚ, ALEX | 71 | 15 | 86 | 22 | 3.91 |

<< ANOTADORES ESPAÑOLES >>

| | PTS | Par | Media |
|-----------------|-----|-----|-------|
| HERRMANN, W. | 502 | 23 | 21.83 |
| SOLANA, F. | 448 | 26 | 17.23 |
| REYES, FELIPE | 447 | 26 | 17.19 |
| SCOLA, LUIS | 317 | 20 | 15.85 |
| YEBRA, OSCAR | 405 | 26 | 15.58 |
| GRIMAU, ROGER | 284 | 19 | 14.95 |
| NAVARRO, J.C. | 373 | 26 | 14.35 |
| HERREROS, A. | 314 | 23 | 13.65 |
| JIMÉNEZ, CARLOS | 304 | 25 | 12.16 |
| RODRÍGUEZ, JAVI | 308 | 26 | 11.85 |
| MUMBRÚ, ALEX | 260 | 22 | 11.82 |
| JUNYENT, ORIOL | 304 | 26 | 11.69 |
| VÁZQUEZ, PACO | 297 | 26 | 11.42 |
| LAVIÑA, FERRAN | 294 | 26 | 11.31 |
| OLIVER, ALBERT | 293 | 26 | 11.27 |

<< ASISTENCIAS >>

| | TOT | Par | Media |
|-----------------|-----|-----|-------|
| MARCO, CARLES | 154 | 26 | 5.92 |
| TOMASEVIC, D. | 115 | 25 | 4.60 |
| MARTÍNEZ, G. | 104 | 26 | 4.00 |
| RODRÍGUEZ, JAVI | 104 | 26 | 4.00 |
| SANTANGELO, M. | 103 | 26 | 3.96 |
| PRIGIONI, PABLO | 102 | 26 | 3.92 |
| LÓPEZ, FERRAN | 98 | 25 | 3.92 |
| SOLANA, F. | 100 | 26 | 3.85 |
| AZOFRA, NACHO | 98 | 26 | 3.77 |
| ALLEN, JEROME | 69 | 19 | 3.63 |
| HERNÁNDEZ, B. | 92 | 26 | 3.54 |
| JASIKEVICIUS, S | 89 | 26 | 3.42 |
| OLIVER, ALBERT | 85 | 26 | 3.27 |
| JOHNSON, SYDNEY | 74 | 25 | 2.96 |
| PERASOVIC, V. | 76 | 26 | 2.92 |

TU PRIMERA COMPAÑÍA.

Líneas Aéreas Oficiales ACB

SERVICIO DE ESTADISTICAS ACB

<< TIROS LIBRES >>

| | CON | INT | % |
|-----------------|-----|-----|--------|
| SOLANA, F. | 157 | 182 | 86.26% |
| RODRIGUEZ, JAVI | 141 | 175 | 80.57% |
| WRIGHT, MICHAEL | 120 | 165 | 72.73% |
| PERASOVIC, V. | 108 | 137 | 78.83% |
| HERRMANN, W. | 107 | 137 | 78.10% |
| REYES, FELIPE | 103 | 170 | 60.59% |
| BULLOCK, LOUIS | 97 | 110 | 88.18% |
| OLIVER, ALBERT | 97 | 120 | 80.83% |
| LEWIS, LARRY | 96 | 142 | 67.61% |
| BODIROGA, DEJAN | 96 | 119 | 80.67% |
| GRIMAU, ROGER | 94 | 114 | 82.46% |
| NOCIONI, ANDRÉS | 92 | 121 | 76.03% |
| SLANINA, D. | 92 | 101 | 91.09% |
| DAVIS, DEVIN | 91 | 121 | 75.21% |
| ROE, LOU | 91 | 129 | 70.54% |

<< % TIROS LIBRES >>

| | CON | INT | % |
|-----------------|-----|-----|--------|
| VÁZQUEZ, PACO | 54 | 59 | 91.53% |
| SLANINA, D. | 92 | 101 | 91.09% |
| PÉREZ, RAÚL | 39 | 43 | 90.70% |
| MARCO, CARLES | 44 | 49 | 89.80% |
| ORDÍN, NACHO | 50 | 56 | 89.29% |
| ESPIL, JUAN | 63 | 71 | 88.73% |
| VICTORIANO, L. | 45 | 51 | 88.24% |
| BULLOCK, LOUIS | 97 | 110 | 88.18% |
| JASIKEVICIUS, S | 56 | 64 | 87.50% |
| LLEAL, JOFFRE | 75 | 86 | 87.21% |
| HERREROS, A. | 75 | 86 | 87.21% |
| RADULOVIC, N. | 53 | 61 | 86.89% |
| SOLANA, F. | 157 | 182 | 86.26% |
| STRUELENS, ERIC | 61 | 72 | 84.72% |
| CALDERÓN, J.M. | 42 | 50 | 84.00% |

<< RECUPERACIONES >>

| | TOT | Par | Media |
|-----------------|-----|-----|-------|
| PRIGIONI, PABLO | 63 | 26 | 2.42 |
| RODRIGUEZ, JAVI | 57 | 26 | 2.19 |
| REYES, FELIPE | 51 | 26 | 1.96 |
| BREWER, COREY | 43 | 24 | 1.79 |
| WILLIAMS, H. | 32 | 18 | 1.78 |
| SANMARTÍN, C. | 45 | 26 | 1.73 |
| BONNER, ANTHONY | 31 | 18 | 1.72 |
| JASEN, HERNÁN | 36 | 22 | 1.64 |
| LEWIS, LARRY | 42 | 26 | 1.62 |
| RADULOVIC, N. | 42 | 26 | 1.62 |
| JIMÉNEZ, CARLOS | 40 | 25 | 1.60 |
| SCOLA, LUIS | 32 | 20 | 1.60 |
| SOLANA, F. | 41 | 26 | 1.58 |
| ROE, LOU | 37 | 24 | 1.54 |
| SERRANO, E. | 27 | 18 | 1.50 |

<< PERDIDAS >>

| | TOT | Par | Media |
|-----------------|-----|-----|-------|
| SOLANA, F. | 95 | 26 | 3.65 |
| TOMASEVIC, D. | 80 | 25 | 3.20 |
| RODRIGUEZ, JAVI | 79 | 26 | 3.04 |
| SCOTT, RICHARD | 75 | 25 | 3.00 |
| WRIGHT, MICHAEL | 77 | 26 | 2.96 |
| GRIMAU, ROGER | 56 | 19 | 2.95 |
| DAVIS, DEVIN | 67 | 25 | 2.68 |
| BONNER, ANTHONY | 47 | 18 | 2.61 |
| SCOLA, LUIS | 52 | 20 | 2.60 |
| PERASOVIC, V. | 66 | 26 | 2.54 |
| MARCO, CARLES | 63 | 26 | 2.42 |
| LEWIS, LARRY | 62 | 26 | 2.38 |
| NOCIONI, ANDRÉS | 62 | 26 | 2.38 |
| LÓPEZ, FERRAN | 59 | 25 | 2.36 |
| TABAK, ZAN | 54 | 23 | 2.35 |

<< TIROS DE 2 PUNTOS >>

| | CON | INT | % |
|-----------------|-----|-----|--------|
| SCOTT, RICHARD | 188 | 327 | 57.49% |
| LEWIS, LARRY | 186 | 370 | 50.27% |
| ELEY, BUD | 174 | 283 | 61.48% |
| REYES, FELIPE | 172 | 324 | 53.09% |
| OBERTO, F. | 148 | 226 | 65.49% |
| ROE, LOU | 147 | 263 | 55.89% |
| WRIGHT, MICHAEL | 142 | 285 | 49.82% |
| HERRMANN, W. | 142 | 272 | 52.21% |
| ALSTON, DERRICK | 141 | 256 | 55.08% |
| DAVIS, DEVIN | 139 | 266 | 52.26% |
| BRAMLETT, A.J. | 138 | 271 | 50.92% |
| GARCÉS, RUBÉN | 138 | 267 | 51.69% |
| SCOLA, LUIS | 135 | 237 | 56.96% |
| TABAK, ZAN | 134 | 210 | 63.81% |
| NOCIONI, ANDRÉS | 123 | 242 | 50.83% |

<< % TIROS DE 2 PUNTOS >>

| | CON | INT | % |
|-----------------|-----|-----|--------|
| BODIROGA, DEJAN | 120 | 179 | 67.04% |
| OBERTO, F. | 148 | 226 | 65.49% |
| PARAÍSO, J.A. | 71 | 111 | 63.96% |
| TABAK, ZAN | 134 | 210 | 63.81% |
| ELSON, F. | 114 | 180 | 63.33% |
| BASTON, MACEO | 99 | 158 | 62.66% |
| RISACHER, S. | 73 | 117 | 62.39% |
| ELEY, BUD | 174 | 283 | 61.48% |
| THOMPSON, KEVIN | 80 | 133 | 60.15% |
| CABEZAS, CARLOS | 55 | 92 | 59.78% |
| KAMMERICHS, F. | 68 | 114 | 59.65% |
| BIOTA, NACHO | 53 | 89 | 59.55% |
| DUEÑAS, ROBERTO | 107 | 181 | 59.12% |
| LLORENS, JORDI | 71 | 121 | 58.68% |
| HOPKINS, B. | 97 | 166 | 58.43% |

<< TAPONES EFECTUADOS >>

| | TOT | Par | Media |
|------------------|-----|-----|-------|
| WILLIAMS, H. | 33 | 18 | 1.83 |
| RUFFIN, MICHAEL | 44 | 26 | 1.69 |
| OBERTO, F. | 38 | 26 | 1.46 |
| GRIFFITH, R. | 26 | 18 | 1.44 |
| PATTERSON, A. | 37 | 26 | 1.42 |
| KORNEGAY, CHUCK | 35 | 26 | 1.35 |
| HDEZ-SONSECA, E. | 28 | 22 | 1.27 |
| ELEY, BUD | 32 | 26 | 1.23 |
| STRUELENS, ERIC | 32 | 26 | 1.23 |
| GARCÉS, RUBÉN | 32 | 26 | 1.23 |
| ROE, LOU | 28 | 24 | 1.17 |
| GARCÍA, DANI | 29 | 25 | 1.16 |
| NOCIONI, ANDRÉS | 30 | 26 | 1.15 |
| FEMERLING, P. | 27 | 24 | 1.13 |
| ALSTON, DERRICK | 29 | 26 | 1.12 |

<< TAPONES RECIBIDOS >>

| | TOT | Par | Media |
|-----------------|-----|-----|-------|
| WRIGHT, MICHAEL | 30 | 26 | 1.15 |
| LEWIS, LARRY | 29 | 26 | 1.12 |
| SCOTT, RICHARD | 24 | 25 | 0.96 |
| HERRMANN, W. | 20 | 23 | 0.87 |
| PHILLIP, DARREN | 21 | 26 | 0.81 |
| REYES, FELIPE | 20 | 26 | 0.77 |
| TOMASEVIC, D. | 18 | 25 | 0.72 |
| SCOLA, LUIS | 14 | 20 | 0.70 |
| KORNEGAY, CHUCK | 18 | 26 | 0.69 |
| PERASOVIC, V. | 17 | 26 | 0.65 |
| REYES, ALFONSO | 13 | 20 | 0.65 |
| GRIMAU, ROGER | 12 | 19 | 0.63 |
| SOLANA, F. | 16 | 26 | 0.62 |
| YEBRA, OSCAR | 16 | 26 | 0.62 |
| RUFFIN, MICHAEL | 16 | 26 | 0.62 |

<< TRIPLES CONVERTIDOS >>

| | CON | INT | % |
|-----------------|-----|-----|--------|
| BEECHUM, HURL | 71 | 190 | 37.37% |
| PERASOVIC, V. | 71 | 175 | 40.57% |
| VÁZQUEZ, PACO | 61 | 153 | 39.87% |
| SLANINA, D. | 57 | 115 | 49.57% |
| JASIKEVICIUS, S | 55 | 117 | 47.01% |
| LARRAÑAGA, JAY | 55 | 135 | 40.74% |
| KLEIN, JASON | 53 | 122 | 43.44% |
| MARCO, CARLES | 53 | 125 | 42.40% |
| WOOD, DAVID | 53 | 136 | 38.97% |
| PÉREZ, RAÚL | 52 | 107 | 48.60% |
| BREWER, COREY | 50 | 150 | 33.33% |
| MUMBRÚ, ALEX | 50 | 115 | 43.48% |
| YEBRA, OSCAR | 48 | 97 | 49.48% |
| NAVARRO, J.C. | 46 | 121 | 38.02% |
| ALVAREZ, BERNI | 45 | 112 | 40.18% |

<< % TIROS DE 3 PUNTOS >>

| | CON | INT | % |
|-----------------|-----|-----|--------|
| SLANINA, D. | 57 | 115 | 49.57% |
| YEBRA, OSCAR | 48 | 97 | 49.48% |
| PÉREZ, RAÚL | 52 | 107 | 48.60% |
| JASIKEVICIUS, S | 55 | 117 | 47.01% |
| SCHMIDT, CASEY | 33 | 74 | 44.59% |
| HANSEN, MIKE | 29 | 66 | 43.94% |
| MUMBRÚ, ALEX | 50 | 115 | 43.48% |
| KLEIN, JASON | 53 | 122 | 43.44% |
| RACCA, JORGE | 33 | 77 | 42.86% |
| MARCO, CARLES | 53 | 125 | 42.40% |
| PALLADINO, L. | 44 | 104 | 42.31% |
| MONTECCHIA, A. | 38 | 92 | 41.30% |
| BIOTA, NACHO | 37 | 90 | 41.11% |
| LARRAÑAGA, JAY | 55 | 135 | 40.74% |
| RISACHER, S. | 39 | 96 | 40.63% |

<< FALTAS PERSONALES Y TECNICAS >>

| | TOT | Par | Media |
|-----------------|-----|-----|-------|
| SCOTT, RICHARD | 102 | 25 | 4.08 |
| SCOLA, LUIS | 81 | 20 | 4.05 |
| ELEY, BUD | 104 | 26 | 4.00 |
| WILLIAMS, H. | 70 | 18 | 3.89 |
| WOOD, DAVID | 99 | 26 | 3.81 |
| SIGALAS, G. | 91 | 24 | 3.79 |
| JUNYENT, ORIOL | 98 | 26 | 3.77 |
| AZOFRA, NACHO | 96 | 26 | 3.69 |
| ELSON, F. | 96 | 26 | 3.69 |
| MONTÁÑEZ, ROMÁN | 95 | 26 | 3.65 |
| TABAK, ZAN | 83 | 23 | 3.61 |
| GRIFFITH, R. | 64 | 18 | 3.56 |
| GRIMAU, ROGER | 67 | 19 | 3.53 |
| SOLANA, F. | 91 | 26 | 3.50 |
| DAVIS, DEVIN | 87 | 25 | 3.48 |

<< FALTAS RECIBIDAS >>

| | TOT | Par | Media |
|-----------------|-----|-----|-------|
| RODRIGUEZ, JAVI | 163 | 26 | 6.27 |
| REYES, FELIPE | 158 | 26 | 6.08 |
| MRSIC, VELJKO | 108 | 18 | 6.00 |
| SOLANA, F. | 146 | 26 | 5.62 |
| SCOTT, RICHARD | 138 | 25 | 5.52 |
| ROE, LOU | 132 | 24 | 5.50 |
| GRIMAU, ROGER | 101 | 19 | 5.32 |
| DAVIS, DEVIN | 132 | 25 | 5.28 |
| LEWIS, LARRY | 136 | 26 | 5.23 |
| WRIGHT, MICHAEL | 135 | 26 | 5.19 |
| HERRMANN, W. | 114 | 23 | 4.96 |
| FUCKA, GREGOR | 108 | 23 | 4.70 |
| PHILLIP, DARREN | 122 | 26 | 4.69 |
| PERASOVIC, V. | 120 | 26 | 4.62 |
| OLIVER, ALBERT | 117 | 26 | 4.50 |

SERVICIO DE ESTADISTICAS ACB

ESTADISTICAS DE EQUIPO

<< MEJOR ATAQUE >>

| | PTS | Par | Media |
|----------------------|------|-----|-------|
| F.C.BARCELONA | 2171 | 26 | 83.50 |
| ADECCO ESTUDIANTES | 2170 | 26 | 83.46 |
| PAMESA VALENCIA | 2168 | 26 | 83.38 |
| AUNA | 2160 | 26 | 83.08 |
| DKV JOVENTUT | 2160 | 26 | 83.08 |
| J. PARDO FUENLABRADA | 2143 | 26 | 82.42 |
| LECHE RIO BREOGAN | 2114 | 26 | 81.31 |
| TAU CERAMICA | 2104 | 26 | 80.92 |
| LUCENTUM ALICANTE | 2102 | 26 | 80.85 |
| RICOH MANRESA | 2077 | 26 | 79.88 |
| CAJA SAN FERNANDO | 2074 | 26 | 79.77 |
| CAPRABO LLEIDA | 2051 | 26 | 78.88 |
| REAL MADRID | 2044 | 26 | 78.62 |
| CACERES C.B. | 2032 | 26 | 78.15 |
| UNICAJA | 2029 | 26 | 78.04 |
| FORUM VALLADOLID | 2010 | 26 | 77.31 |
| C.B. GRANADA | 1979 | 26 | 76.12 |
| CASADEMONT GIRONA | 1955 | 26 | 75.19 |

<< MEJOR DEFENSA >>

| | PTS | Par | Media |
|----------------------|------|-----|-------|
| UNICAJA | 1922 | 26 | 73.92 |
| PAMESA VALENCIA | 1930 | 26 | 74.23 |
| ADECCO ESTUDIANTES | 1966 | 26 | 75.62 |
| F.C.BARCELONA | 1983 | 26 | 76.27 |
| REAL MADRID | 1996 | 26 | 76.77 |
| CAJA SAN FERNANDO | 2032 | 26 | 78.15 |
| LUCENTUM ALICANTE | 2043 | 26 | 78.58 |
| TAU CERAMICA | 2080 | 26 | 80.00 |
| CASADEMONT GIRONA | 2108 | 26 | 81.08 |
| AUNA | 2109 | 26 | 81.12 |
| DKV JOVENTUT | 2112 | 26 | 81.23 |
| RICOH MANRESA | 2114 | 26 | 81.31 |
| FORUM VALLADOLID | 2128 | 26 | 81.85 |
| CAPRABO LLEIDA | 2148 | 26 | 82.62 |
| LECHE RIO BREOGAN | 2192 | 26 | 84.31 |
| J. PARDO FUENLABRADA | 2209 | 26 | 84.96 |
| CACERES C.B. | 2227 | 26 | 85.65 |
| C.B. GRANADA | 2244 | 26 | 86.31 |

<< MATES >>

| | TOT | Par | Media |
|----------------------|-----|-----|-------|
| DKV JOVENTUT | 100 | 26 | 3.85 |
| ADECCO ESTUDIANTES | 80 | 26 | 3.08 |
| CAPRABO LLEIDA | 65 | 26 | 2.50 |
| CASADEMONT GIRONA | 57 | 26 | 2.19 |
| F.C.BARCELONA | 52 | 26 | 2.00 |
| UNICAJA | 48 | 26 | 1.85 |
| AUNA | 47 | 26 | 1.81 |
| CAJA SAN FERNANDO | 46 | 26 | 1.77 |
| CACERES C.B. | 46 | 26 | 1.77 |
| LUCENTUM ALICANTE | 45 | 26 | 1.73 |
| PAMESA VALENCIA | 42 | 26 | 1.62 |
| LECHE RIO BREOGAN | 40 | 26 | 1.54 |
| TAU CERAMICA | 39 | 26 | 1.50 |
| FORUM VALLADOLID | 33 | 26 | 1.27 |
| J. PARDO FUENLABRADA | 31 | 26 | 1.19 |
| REAL MADRID | 31 | 26 | 1.19 |
| RICOH MANRESA | 26 | 26 | 1.00 |
| C.B. GRANADA | 19 | 26 | 0.73 |

<< ASISTENCIAS >>

| | TOT | Par | Media |
|----------------------|-----|-----|-------|
| PAMESA VALENCIA | 419 | 26 | 16.12 |
| LUCENTUM ALICANTE | 367 | 26 | 14.12 |
| DKV JOVENTUT | 353 | 26 | 13.58 |
| AUNA | 339 | 26 | 13.04 |
| CACERES C.B. | 331 | 26 | 12.73 |
| ADECCO ESTUDIANTES | 325 | 26 | 12.50 |
| TAU CERAMICA | 323 | 26 | 12.42 |
| CAJA SAN FERNANDO | 318 | 26 | 12.23 |
| REAL MADRID | 310 | 26 | 11.92 |
| RICOH MANRESA | 308 | 26 | 11.85 |
| F.C.BARCELONA | 306 | 26 | 11.77 |
| J. PARDO FUENLABRADA | 304 | 26 | 11.69 |
| UNICAJA | 294 | 26 | 11.31 |
| FORUM VALLADOLID | 283 | 26 | 10.88 |
| CASADEMONT GIRONA | 282 | 26 | 10.85 |
| CAPRABO LLEIDA | 268 | 26 | 10.31 |
| LECHE RIO BREOGAN | 247 | 26 | 9.50 |
| C.B. GRANADA | 233 | 26 | 8.96 |

<< VALORACION >>

| | TOT | Par | Media |
|----------------------|------|-----|-------|
| PAMESA VALENCIA | 2409 | 26 | 92.65 |
| F.C.BARCELONA | 2373 | 26 | 91.27 |
| ADECCO ESTUDIANTES | 2345 | 26 | 90.19 |
| DKV JOVENTUT | 2274 | 26 | 87.46 |
| LUCENTUM ALICANTE | 2213 | 26 | 85.12 |
| AUNA | 2193 | 26 | 84.35 |
| TAU CERAMICA | 2172 | 26 | 83.54 |
| LECHE RIO BREOGAN | 2142 | 26 | 82.38 |
| CAJA SAN FERNANDO | 2128 | 26 | 81.85 |
| J. PARDO FUENLABRADA | 2091 | 26 | 80.42 |
| CASADEMONT GIRONA | 2090 | 26 | 80.38 |
| RICOH MANRESA | 2078 | 26 | 79.92 |
| REAL MADRID | 2058 | 26 | 79.15 |
| CAPRABO LLEIDA | 2046 | 26 | 78.69 |
| UNICAJA | 2032 | 26 | 78.15 |
| FORUM VALLADOLID | 1935 | 26 | 74.42 |
| CACERES C.B. | 1922 | 26 | 73.92 |
| C.B. GRANADA | 1792 | 26 | 68.92 |

LAS SERIES DE LOS EQUIPOS

| | JORNADA | | | | | | | | | | | | | | | | | | | | | | | | | | | | | | | | | | TO TAL | CA SA | FUE RA | SERIE | | | | | | | |
|----------------------|---------|---|---|---|---|---|---|---|---|----|----|----|----|----|----|----|----|----|----|----|----|----|----|----|----|----|----|----|----|----|----|----|----|----|-----------|----------|-----------|-------|-------|-------|-------|------|-----|----|---|
| | 1 | 2 | 3 | 4 | 5 | 6 | 7 | 8 | 9 | 10 | 11 | 12 | 13 | 14 | 15 | 16 | 17 | 18 | 19 | 20 | 21 | 22 | 23 | 24 | 25 | 26 | 27 | 28 | 29 | 30 | 31 | 32 | 33 | 34 | | | | + | - | | | | | | |
| ADECCO ESTUDIANTES | v | v | v | d | v | v | d | v | d | d | d | v | v | v | d | v | d | v | v | d | v | v | v | v | v | v | d | | | | | | | | | 17-9 | 10-2 | 7-6 | 5 | 3 | | | | | |
| AUNA | v | d | v | d | v | d | v | d | v | d | v | v | v | v | d | v | d | v | v | v | d | v | v | v | d | v | d | d | | | | | | | | | 14-12 | 11-2 | 3-10 | 4 | 2* | | | | |
| RICOH MANRESA | d | v | d | d | v | d | v | d | d | d | v | v | v | d | v | d | v | d | v | v | v | v | v | d | d | d | d | | | | | | | | | 12-14 | 10-3 | 2-11 | 3 | 3* | | | | | |
| C.B. GRANADA | d | d | d | v | d | d | d | d | d | d | d | d | d | v | d | d | v | v | d | d | d | d | d | d | d | d | d | | | | | | | | | 4-22 | 3-11 | 1-11 | 2 | 10 | | | | | |
| CACERES C.B. | d | d | d | d | d | v | d | v | v | d | d | d | d | v | d | d | v | d | d | d | d | v | v | v | d | | | | | | | | | | | 8-18 | 6-8 | 2-10 | 3 | 5 | | | | | |
| CAJA SAN FERNANDO | d | v | v | d | d | v | d | v | v | v | v | d | v | d | v | d | d | v | d | d | v | d | d | d | v | v | | | | | | | | | | | 13-13 | 9-4 | 4-9 | 4 | 3 | | | | |
| CAPRABO LLEIDA | v | v | v | v | d | d | v | d | d | d | v | d | v | d | d | d | d | d | v | v | v | d | d | v | v | d | | | | | | | | | | | 12-14 | 7-6 | 5-8 | 4 | 5 | | | | |
| CASADEMONT GIRONA | d | v | d | v | d | v | v | v | d | d | d | d | v | d | v | d | d | d | d | v | d | d | d | d | d | v | | | | | | | | | | | 9-17 | 7-6 | 2-11 | 3 | 5 | | | | |
| DKV JOVENTUT | d | v | d | d | v | d | v | d | v | v | d | v | d | v | v | v | v | v | v | v | v | v | v | v | v | d | | | | | | | | | | | 13-13 | 8-5 | 5-8 | 3 | 2 | | | | |
| F.C. BARCELONA | v | d | v | v | d | v | v | v | v | v | d | v | v | v | v | v | v | v | v | v | v | v | v | v | v | d | | | | | | | | | | | 22-4 | 13-0 | 9-4 | 12 | 1 | | | | |
| FORUM VALLADOLID | v | d | v | d | d | d | d | d | d | d | d | d | d | d | v | v | d | d | v | v | d | d | v | v | d | v | | | | | | | | | | | | 8-18 | 5-7 | 3-11 | 2* | 12 | | | |
| J. PARDO FUENLABRADA | d | v | v | d | v | v | v | d | v | d | d | v | d | v | v | d | d | d | d | v | v | d | d | d | v | d | | | | | | | | | | | | | 12-14 | 6-7 | 6-7 | 3 | 4 | | |
| LECHE RIO BREOGAN | d | d | d | v | d | v | v | v | d | v | d | d | v | d | v | d | d | d | d | v | d | v | d | v | v | | | | | | | | | | | | | | 11-15 | 9-4 | 2-11 | 3 | 4 | | |
| LUCENTUM ALICANTE | d | d | v | v | d | d | v | d | v | v | v | v | d | v | d | v | d | v | d | v | d | v | v | v | d | | | | | | | | | | | | | | | 14-12 | 11-2 | 3-10 | 4 | 2* | |
| PAMESA VALENCIA | v | v | d | v | v | v | d | v | v | v | v | v | v | v | v | d | v | v | v | v | v | v | v | v | v | d | | | | | | | | | | | | | | 20-6 | 11-2 | 9-4 | 7 | 2 | |
| REAL MADRID | v | v | d | v | v | d | d | v | d | v | d | v | v | v | v | v | d | v | v | v | v | v | v | v | v | d | | | | | | | | | | | | | | 13-13 | 6-6 | 7-7 | 3 | 3 | |
| TAU CERAMICA | v | d | d | d | v | v | d | v | v | v | v | v | d | d | d | d | v | d | v | d | d | d | d | d | v | v | | | | | | | | | | | | | | | 13-13 | 8-5 | 5-8 | 5 | 4 |
| UNICAJA | v | d | v | v | d | v | d | d | v | v | v | v | v | v | v | d | v | d | v | v | d | v | v | v | v | v | | | | | | | | | | | | | | | 19-7 | 10-3 | 9-4 | 7 | 2 |

Claves: d=derrota / v=victoria / con un punto=indica partido jugado en casa / el asterisco (*) indica que la serie está abierta

SERVICIO DE ESTADISTICAS ACB

<< % TIROS LIBRES >>

| | CON | INT | % |
|----------------------|-----|-----|-------|
| J. PARDO FUENLABRADA | 444 | 588 | 75.51 |
| C.B. GRANADA | 443 | 589 | 75.21 |
| DKV JOVENTUT | 423 | 568 | 74.47 |
| FORUM VALLADOLID | 370 | 497 | 74.45 |
| LECHE RIO BREGAN | 462 | 623 | 74.16 |
| RICOH MANRESA | 387 | 522 | 74.14 |
| LUCENTUM ALICANTE | 420 | 568 | 73.94 |
| F.C.BARCELONA | 491 | 666 | 73.72 |
| CAJA SAN FERNANDO | 367 | 498 | 73.69 |
| TAU CERAMICA | 397 | 541 | 73.38 |
| UNICAJA | 407 | 556 | 73.20 |
| REAL MADRID | 377 | 519 | 72.64 |
| ADECCO ESTUDIANTES | 472 | 652 | 72.39 |
| CASADEMONT GIRONA | 444 | 621 | 71.50 |
| PAMESA VALENCIA | 374 | 546 | 68.50 |
| CACERES C.B. | 384 | 561 | 68.45 |
| CAPRABO LLEIDA | 449 | 660 | 68.03 |
| AUNA | 365 | 540 | 67.59 |

<< REBOTES DEFENSIVOS >>

| | TOT | Par | Media |
|----------------------|-----|-----|-------|
| F.C.BARCELONA | 664 | 26 | 25.54 |
| DKV JOVENTUT | 649 | 26 | 24.96 |
| ADECCO ESTUDIANTES | 634 | 26 | 24.38 |
| REAL MADRID | 629 | 26 | 24.19 |
| CAJA SAN FERNANDO | 624 | 26 | 24.00 |
| AUNA | 623 | 26 | 23.96 |
| J. PARDO FUENLABRADA | 621 | 26 | 23.88 |
| TAU CERAMICA | 618 | 26 | 23.77 |
| UNICAJA | 612 | 26 | 23.54 |
| PAMESA VALENCIA | 598 | 26 | 23.00 |
| FORUM VALLADOLID | 597 | 26 | 22.96 |
| RICOH MANRESA | 595 | 26 | 22.88 |
| CAPRABO LLEIDA | 595 | 26 | 22.88 |
| CASADEMONT GIRONA | 589 | 26 | 22.65 |
| LECHE RIO BREGAN | 575 | 26 | 22.12 |
| CACERES C.B. | 575 | 26 | 22.12 |
| C.B. GRANADA | 557 | 26 | 21.42 |
| LUCENTUM ALICANTE | 538 | 26 | 20.69 |

<< RECUPERACIONES >>

| | TOT | Par | Media |
|----------------------|-----|-----|-------|
| ADECCO ESTUDIANTES | 297 | 26 | 11.42 |
| C.B. GRANADA | 256 | 26 | 9.85 |
| LECHE RIO BREGAN | 250 | 26 | 9.62 |
| LUCENTUM ALICANTE | 248 | 26 | 9.54 |
| RICOH MANRESA | 238 | 26 | 9.15 |
| CAPRABO LLEIDA | 230 | 26 | 8.85 |
| PAMESA VALENCIA | 229 | 26 | 8.81 |
| TAU CERAMICA | 217 | 26 | 8.35 |
| REAL MADRID | 216 | 26 | 8.31 |
| FORUM VALLADOLID | 213 | 26 | 8.19 |
| AUNA | 212 | 26 | 8.15 |
| CASADEMONT GIRONA | 203 | 26 | 7.81 |
| UNICAJA | 198 | 26 | 7.62 |
| CACERES C.B. | 189 | 26 | 7.27 |
| DKV JOVENTUT | 186 | 26 | 7.15 |
| J. PARDO FUENLABRADA | 184 | 26 | 7.08 |
| CAJA SAN FERNANDO | 181 | 26 | 6.96 |
| F.C.BARCELONA | 180 | 26 | 6.92 |

<< PERDIDAS >>

| | TOT | Par | Media |
|----------------------|-----|-----|-------|
| AUNA | 306 | 26 | 11.77 |
| ADECCO ESTUDIANTES | 320 | 26 | 12.31 |
| C.B. GRANADA | 334 | 26 | 12.85 |
| TAU CERAMICA | 342 | 26 | 13.15 |
| LUCENTUM ALICANTE | 342 | 26 | 13.15 |
| F.C.BARCELONA | 345 | 26 | 13.27 |
| UNICAJA | 347 | 26 | 13.35 |
| FORUM VALLADOLID | 348 | 26 | 13.38 |
| CAJA SAN FERNANDO | 355 | 26 | 13.65 |
| PAMESA VALENCIA | 358 | 26 | 13.77 |
| CACERES C.B. | 359 | 26 | 13.81 |
| RICOH MANRESA | 366 | 26 | 14.08 |
| J. PARDO FUENLABRADA | 367 | 26 | 14.12 |
| CAPRABO LLEIDA | 383 | 26 | 14.73 |
| DKV JOVENTUT | 387 | 26 | 14.88 |
| CASADEMONT GIRONA | 388 | 26 | 14.92 |
| REAL MADRID | 391 | 26 | 15.04 |
| LECHE RIO BREGAN | 398 | 26 | 15.31 |

<< % TIROS DE 2 PUNTOS >>

| | CON | INT | % |
|----------------------|-----|------|-------|
| PAMESA VALENCIA | 654 | 1150 | 56.87 |
| DKV JOVENTUT | 549 | 1009 | 54.41 |
| J. PARDO FUENLABRADA | 575 | 1060 | 54.25 |
| F.C.BARCELONA | 579 | 1068 | 54.21 |
| REAL MADRID | 514 | 981 | 52.40 |
| AUNA | 575 | 1100 | 52.27 |
| LUCENTUM ALICANTE | 556 | 1070 | 51.96 |
| TAU CERAMICA | 579 | 1118 | 51.79 |
| CAJA SAN FERNANDO | 579 | 1126 | 51.42 |
| RICOH MANRESA | 572 | 1121 | 51.03 |
| LECHE RIO BREGAN | 586 | 1151 | 50.91 |
| CASADEMONT GIRONA | 532 | 1047 | 50.81 |
| CAPRABO LLEIDA | 552 | 1095 | 50.41 |
| CACERES C.B. | 560 | 1120 | 50.00 |
| FORUM VALLADOLID | 541 | 1107 | 48.87 |
| ADECCO ESTUDIANTES | 567 | 1168 | 48.54 |
| UNICAJA | 502 | 1036 | 48.46 |
| C.B. GRANADA | 537 | 1134 | 47.35 |

<< REBOTES OFENSIVOS >>

| | TOT | Par | Media |
|----------------------|-----|-----|-------|
| ADECCO ESTUDIANTES | 388 | 26 | 14.92 |
| UNICAJA | 327 | 26 | 12.58 |
| PAMESA VALENCIA | 302 | 26 | 11.62 |
| C.B. GRANADA | 300 | 26 | 11.54 |
| LECHE RIO BREGAN | 295 | 26 | 11.35 |
| J. PARDO FUENLABRADA | 294 | 26 | 11.31 |
| CAPRABO LLEIDA | 292 | 26 | 11.23 |
| CASADEMONT GIRONA | 284 | 26 | 10.92 |
| CACERES C.B. | 280 | 26 | 10.77 |
| AUNA | 267 | 26 | 10.27 |
| LUCENTUM ALICANTE | 266 | 26 | 10.23 |
| CAJA SAN FERNANDO | 266 | 26 | 10.23 |
| TAU CERAMICA | 264 | 26 | 10.15 |
| DKV JOVENTUT | 262 | 26 | 10.08 |
| RICOH MANRESA | 258 | 26 | 9.92 |
| FORUM VALLADOLID | 252 | 26 | 9.69 |
| REAL MADRID | 235 | 26 | 9.04 |
| F.C.BARCELONA | 233 | 26 | 8.96 |

<< TAPONES EFECTUADOS >>

| | TOT | Par | Media |
|----------------------|-----|-----|-------|
| PAMESA VALENCIA | 104 | 26 | 4.00 |
| RICOH MANRESA | 102 | 26 | 3.92 |
| UNICAJA | 98 | 26 | 3.77 |
| REAL MADRID | 90 | 26 | 3.46 |
| TAU CERAMICA | 87 | 26 | 3.35 |
| CAPRABO LLEIDA | 82 | 26 | 3.15 |
| F.C.BARCELONA | 81 | 26 | 3.12 |
| CASADEMONT GIRONA | 81 | 26 | 3.12 |
| DKV JOVENTUT | 81 | 26 | 3.12 |
| AUNA | 74 | 26 | 2.85 |
| LECHE RIO BREGAN | 71 | 26 | 2.73 |
| ADECCO ESTUDIANTES | 64 | 26 | 2.46 |
| C.B. GRANADA | 58 | 26 | 2.23 |
| LUCENTUM ALICANTE | 57 | 26 | 2.19 |
| CAJA SAN FERNANDO | 56 | 26 | 2.15 |
| CACERES C.B. | 56 | 26 | 2.15 |
| FORUM VALLADOLID | 49 | 26 | 1.88 |
| J. PARDO FUENLABRADA | 29 | 26 | 1.12 |

<< TAPONES RECIBIDOS >>

| | TOT | Par | Media |
|----------------------|-----|-----|-------|
| F.C.BARCELONA | 51 | 26 | 1.96 |
| LECHE RIO BREGAN | 59 | 26 | 2.27 |
| DKV JOVENTUT | 61 | 26 | 2.35 |
| CASADEMONT GIRONA | 64 | 26 | 2.46 |
| LUCENTUM ALICANTE | 66 | 26 | 2.54 |
| RICOH MANRESA | 67 | 26 | 2.58 |
| PAMESA VALENCIA | 71 | 26 | 2.73 |
| CAPRABO LLEIDA | 71 | 26 | 2.73 |
| TAU CERAMICA | 72 | 26 | 2.77 |
| ADECCO ESTUDIANTES | 72 | 26 | 2.77 |
| AUNA | 72 | 26 | 2.77 |
| FORUM VALLADOLID | 73 | 26 | 2.81 |
| UNICAJA | 79 | 26 | 3.04 |
| CAJA SAN FERNANDO | 80 | 26 | 3.08 |
| CACERES C.B. | 83 | 26 | 3.19 |
| REAL MADRID | 89 | 26 | 3.42 |
| J. PARDO FUENLABRADA | 91 | 26 | 3.50 |
| C.B. GRANADA | 99 | 26 | 3.81 |

<< % TIROS DE 3 PUNTOS >>

| | CON | INT | % |
|----------------------|-----|-----|-------|
| CAJA SAN FERNANDO | 183 | 458 | 39.96 |
| LECHE RIO BREGAN | 160 | 406 | 39.41 |
| LUCENTUM ALICANTE | 190 | 488 | 38.93 |
| REAL MADRID | 213 | 555 | 38.38 |
| AUNA | 215 | 562 | 38.26 |
| F.C.BARCELONA | 174 | 456 | 38.16 |
| FORUM VALLADOLID | 186 | 491 | 37.88 |
| DKV JOVENTUT | 213 | 569 | 37.43 |
| PAMESA VALENCIA | 162 | 451 | 35.92 |
| UNICAJA | 206 | 582 | 35.40 |
| CACERES C.B. | 176 | 499 | 35.27 |
| CAPRABO LLEIDA | 166 | 471 | 35.24 |
| RICOH MANRESA | 182 | 518 | 35.14 |
| TAU CERAMICA | 183 | 525 | 34.86 |
| CASADEMONT GIRONA | 149 | 445 | 33.48 |
| ADECCO ESTUDIANTES | 188 | 587 | 32.03 |
| J. PARDO FUENLABRADA | 183 | 597 | 30.65 |
| C.B. GRANADA | 154 | 541 | 28.47 |

<< TOTAL REBOTES >>

| | Def | Ofe | TOT | Par | Media |
|--------------------|-----|-----|------|-----|-------|
| ADECCO ESTUDIANTES | 634 | 388 | 1022 | 26 | 39.31 |
| UNICAJA | 612 | 327 | 939 | 26 | 36.12 |
| J.P. FUENLABRADA | 621 | 294 | 915 | 26 | 35.19 |
| DKV JOVENTUT | 649 | 262 | 911 | 26 | 35.04 |
| PAMESA VALENCIA | 598 | 302 | 900 | 26 | 34.62 |
| F.C.BARCELONA | 664 | 233 | 897 | 26 | 34.50 |
| CAJA SAN FERNANDO | 624 | 266 | 890 | 26 | 34.23 |
| AUNA | 623 | 267 | 890 | 26 | 34.23 |
| CAPRABO LLEIDA | 595 | 292 | 887 | 26 | 34.12 |
| TAU CERAMICA | 618 | 264 | 882 | 26 | 33.92 |
| CASADEMONT GIRONA | 589 | 284 | 873 | 26 | 33.58 |
| LECHE RIO BREGAN | 575 | 295 | 870 | 26 | 33.46 |
| REAL MADRID | 629 | 235 | 864 | 26 | 33.23 |
| C.B. GRANADA | 557 | 300 | 857 | 26 | 32.96 |
| CACERES C.B. | 575 | 280 | 855 | 26 | 32.88 |
| RICOH MANRESA | 595 | 258 | 853 | 26 | 32.81 |
| FORUM VALLADOLID | 597 | 252 | 849 | 26 | 32.65 |
| LUCENTUM ALICANTE | 538 | 266 | 804 | 26 | 30.92 |

<< FALTAS PERSONALES Y TECNICAS >>

| | TOT | Par | Media |
|----------------------|-----|-----|-------|
| CASADEMONT GIRONA | 492 | 26 | 18.92 |
| CAJA SAN FERNANDO | 548 | 26 | 21.08 |
| F.C.BARCELONA | 556 | 26 | 21.38 |
| TAU CERAMICA | 565 | 26 | 21.73 |
| PAMESA VALENCIA | 580 | 26 | 22.31 |
| J. PARDO FUENLABRADA | 582 | 26 | 22.38 |
| CACERES C.B. | 586 | 26 | 22.54 |
| LUCENTUM ALICANTE | 588 | 26 | 22.62 |
| CAPRABO LLEIDA | 592 | 26 | 22.77 |
| ADECCO ESTUDIANTES | 599 | 26 | 23.04 |
| LECHE RIO BREGAN | 600 | 26 | 23.08 |
| REAL MADRID | 601 | 26 | 23.12 |
| FORUM VALLADOLID | 602 | 26 | 23.15 |
| UNICAJA | 604 | 26 | 23.23 |
| DKV JOVENTUT | 605 | 26 | 23.27 |
| AUNA | 606 | 26 | 23.31 |
| C.B. GRANADA | 612 | 26 | 23.54 |
| RICOH MANRESA | 616 | 26 | 23.69 |

<< FALTAS RECIBIDAS >>

| | TOT | Par | Media |
|----------------------|-----|-----|-------|
| ADECCO ESTUDIANTES | 638 | 26 | 24.54 |
| F.C.BARCELONA | 636 | 26 | 24.46 |
| CAPRABO LLEIDA | 633 | 26 | 24.35 |
| CASADEMONT GIRONA | 628 | 26 | 24.15 |
| LECHE RIO BREGAN | 619 | 26 | 23.81 |
| J. PARDO FUENLABRADA | 599 | 26 | 23.04 |
| DKV JOVENTUT | 597 | 26 | 22.96 |
| LUCENTUM ALICANTE | 591 | 26 | 22.73 |
| C.B. GRANADA | 584 | 26 | 22.46 |
| RICOH MANRESA | 569 | 26 | 21.88 |
| REAL MADRID | 566 | 26 | 21.77 |
| UNICAJA | 563 | 26 | 21.65 |
| TAU CERAMICA | 563 | 26 | 21.65 |
| PAMESA VALENCIA | 555 | 26 | 21.35 |
| FORUM VALLADOLID | 552 | 26 | 21.23 |
| AUNA | 549 | 26 | 21.12 |
| CACERES C.B. | 547 | 26 | 21.04 |
| CAJA SAN FERNANDO | 545 | 26 | 20.96 |

DKV Joventut - Lucentum Alicante

99-93

| Dor | NOMBRE | Tiempo | Pun tos | LOCAL | | | | | Rebotes | | | Asi | Rec | Per | CT | Tapones | | Mat | Faltas | | VAL |
|---------|-----------------|--------|------------|------------|------------|-------------|------|-------|---------|-----|-----|-----|-----|-----|----|---------|----|-----|--------|----|-----|
| | | | | TIROS DE 2 | TIROS DE 3 | TIR. LIBRES | Tot | Def | Ofe | Fav | Con | | | | | Co | Re | | | | |
| *4 | RADULOVIC, N. | 26:15 | 6 | 1/2 | 50% | 1/6 | 17% | 1/2 | 50% | 5 | 5 | | 1 | 1 | 1 | | | | 5 | 4 | 4 |
| 5 | JOFRESA, RAFA | 04:14 | 4 | 1/1 | 100% | | | 2/2 | 100% | | | | 1 | | 1 | | | | | 1 | 5 |
| *6 | MARCO, CARLES | 35:46 | 19 | 1/2 | 50% | 5/6 | 83% | 2/2 | 100% | 5 | 4 | 1 | 8 | | 5 | | | | 1 | 3 | 27 |
| 9 | DRAME, SOULEY | 01:51 | | | | | | | | | | | | | | | | | | | |
| 10 | ESPIL, JUAN | 28:37 | 26 | 3/5 | 60% | 4/9 | 44% | 8/8 | 100% | | | | 5 | | 2 | | | | 1 | 6 | 27 |
| 11 | BUENO, ANTONIO | 17:59 | 8 | 3/4 | 75% | | | 2/4 | 50% | | | | | 1 | | | | 1 | 5 | 3 | 4 |
| 13 | LABEYRIE, MEHDI | | | | | | | | | | | | | | | | | | | | |
| *14 | HAMILTON, Z. | 24:01 | 10 | 4/4 | 100% | | | 2/3 | 67% | 3 | | 3 | 1 | | 2 | 1 | | | 2 | 3 | 13 |
| *15 | TABAK, ZAN | 37:03 | 17 | 8/13 | 62% | | | 1/1 | 100% | 6 | 3 | 3 | | | 1 | 2 | | | 1 | 5 | 3 |
| 16 | GUZMAN, J.M. | | | | | | | | | | | | | | | | | | | | |
| 17 | FERNANDEZ, RUDY | | | | | | | | | | | | | | | | | | | | |
| *19 | VAZQUEZ, PACO | 24:14 | 9 | 1/3 | 33% | 1/1 | 100% | 4/4 | 100% | 3 | 3 | | 1 | 1 | 1 | 1 | | | 3 | 4 | 12 |
| | Equipo | | | | | | | | | 5 | 4 | 1 | | 1 | 1 | | | | | | 5 |
| Totales | | 200:00 | 99 | 22/34 | 65% | 11/22 | 50% | 22/26 | 85% | 27 | 19 | 8 | 17 | 5 | 15 | 1 | 1 | 2 | 22 | 27 | 112 |

| Dor | NOMBRE | Tiempo | Pun tos | VISITANTE | | | | | Rebotes | | | Asi | Rec | Per | CT | Tapones | | Mat | Faltas | | VAL |
|---------|------------------|--------|------------|------------|------------|-------------|------|-------|---------|-----|-----|-----|-----|-----|----|---------|----|-----|--------|----|-----|
| | | | | TIROS DE 2 | TIROS DE 3 | TIR. LIBRES | Tot | Def | Ofe | Fav | Con | | | | | Co | Re | | | | |
| 4 | MILLERA, JORDI | | | | | | | | | | | | | | | | | | | | |
| *5 | PRIGIONI, PABLO | 35:46 | 15 | 4/8 | 50% | 2/3 | 67% | 1/1 | 100% | 2 | 2 | | 6 | 4 | 3 | 2 | | 1 | 3 | 2 | 18 |
| *6 | PERASOVIC, V. | 39:32 | 25 | 4/7 | 57% | 4/8 | 50% | 5/6 | 83% | 3 | 1 | 2 | 1 | 1 | 3 | 1 | | | 4 | 5 | 20 |
| *7 | STOJIC, MARIO | 15:27 | 4 | 0/2 | 0% | 1/3 | 33% | 1/2 | 50% | 2 | 1 | 1 | 2 | | 1 | | | | 5 | 1 | -2 |
| 8 | BURKE, PAUL | 04:14 | | | | 0/1 | 0% | | | | | | | 1 | | | | | 1 | | -1 |
| *9 | ROE, LOU | 35:25 | 24 | 7/15 | 47% | 1/1 | 100% | 7/9 | 78% | 11 | 6 | 5 | 2 | 1 | 1 | | 1 | 1 | 2 | 8 | 32 |
| 10 | LOPEZ VALERA, J. | | | | | | | | | | | | | | | | | | | | |
| 11 | GOMEZ, MANU | 09:43 | 4 | 2/3 | 67% | | | | | 1 | | 1 | | | | | | 1 | 2 | 1 | 3 |
| 13 | GARCIA, HECTOR | 25:01 | 11 | 1/1 | 100% | 3/7 | 43% | | | | | | 1 | 3 | 3 | | | | 2 | 1 | 7 |
| *14 | JUNYENT, ORIOL | 29:36 | 10 | 3/4 | 75% | | | 4/6 | 67% | 3 | 2 | 1 | 1 | | 1 | | | 1 | 5 | 3 | 8 |
| 15 | BALDO, VICTOR | 05:16 | | 0/1 | 0% | | | | | 4 | 1 | 3 | | | 1 | | | | 3 | 1 | |
| 16 | CANO, FRAN | | | | | | | | | | | | | | | | | | | | |
| | Equipo | | | | | | | | | 4 | 2 | 2 | | 1 | 1 | | | | | | 4 |
| Totales | | 200:00 | 93 | 21/41 | 51% | 11/23 | 48% | 18/24 | 75% | 30 | 15 | 15 | 13 | 11 | 14 | 3 | 1 | 4 | 27 | 22 | 89 |

Arbitros: ALZURIA, LLAMAZARES, PEREA / Resultados parciales: (20-23), (22-23), (22-19), (35-28)

Leche Río Breogán - Pamesa Valencia

88-77

| Dor | NOMBRE | Tiempo | Pun tos | LOCAL | | | | | Rebotes | | | Asi | Rec | Per | CT | Tapones | | Mat | Faltas | | VAL | |
|---------|-----------------|--------|------------|------------|------------|-------------|------|-------|---------|-----|-----|-----|-----|-----|----|---------|----|-----|--------|----|-----|----|
| | | | | TIROS DE 2 | TIROS DE 3 | TIR. LIBRES | Tot | Def | Ofe | Fav | Con | | | | | Co | Re | | | | | |
| 4 | RODRIGUEZ, JAVI | 14:17 | 3 | | | 1/1 | 100% | | | 2 | 2 | | 2 | 1 | 3 | | 1 | | 4 | 1 | 3 | |
| *5 | DAVIS, DEVIN | 32:46 | 15 | 3/9 | 33% | 1/1 | 100% | 6/10 | 60% | 6 | 4 | 2 | 3 | 1 | 3 | | | | 3 | 9 | 18 | |
| 6 | ALBERT, ALFONSO | 12:10 | 3 | 1/2 | 50% | | | 1/1 | 100% | 1 | 1 | | | 1 | 1 | 1 | | | 2 | 2 | 3 | |
| 7 | NUÑEZ, ADRIAN | | | | | | | | | | | | | | | | | | | | | |
| 8 | LEWIS, DANNY | | | | | | | | | | | | | | | | | | | | | |
| *9 | SANMARTIN, C. | 28:19 | 9 | 1/4 | 25% | 2/4 | 50% | 1/1 | 100% | 2 | 2 | | 2 | | 1 | 1 | | | 2 | 2 | 7 | |
| *10 | RACCA, JORGE | 32:33 | 24 | 0/1 | 0% | 6/7 | 86% | 6/6 | 100% | 2 | 2 | | | 2 | | | | | 1 | 3 | 28 | |
| *11 | GOMIS, JOSEPH | 34:24 | 16 | 5/9 | 56% | 2/2 | 100% | | | | | | 2 | | 2 | 1 | 1 | | 1 | 2 | 12 | |
| 12 | LOPEZ, ESTEBAN | | | | | | | | | | | | | | | | | | | | | |
| 13 | BIOTA, NACHO | 10:38 | 4 | | | 1/2 | 50% | 1/2 | 50% | 1 | 1 | | | | 1 | | | | 2 | 1 | 2 | |
| 14 | GONZALEZ, R. | 07:14 | 3 | 0/1 | 0% | 1/1 | 100% | | | 2 | 2 | | | 2 | | | | | 2 | 2 | 6 | |
| *15 | GARCES, RUBEN | 27:39 | 11 | 5/9 | 56% | | | 1/2 | 50% | 9 | 8 | 1 | | 2 | 2 | 1 | 1 | 1 | 4 | 3 | 14 | |
| | Equipo | | | | | | | | | 3 | 2 | 1 | | | | | | | | | 3 | |
| Totales | | 200:00 | 88 | 15/35 | 43% | 14/18 | 78% | 16/22 | 73% | 28 | 24 | 4 | 9 | 9 | 13 | 4 | 3 | 2 | 1 | 21 | 25 | 96 |

| Dor | NOMBRE | Tiempo | Pun tos | VISITANTE | | | | | Rebotes | | | Asi | Rec | Per | CT | Tapones | | Mat | Faltas | | VAL | |
|---------|-----------------|--------|------------|------------|------------|-------------|-----|-------|---------|-----|-----|-----|-----|-----|----|---------|----|-----|--------|----|-----|----|
| | | | | TIROS DE 2 | TIROS DE 3 | TIR. LIBRES | Tot | Def | Ofe | Fav | Con | | | | | Co | Re | | | | | |
| 4 | HOPKINS, B. | 22:07 | 9 | 3/5 | 60% | | | 3/3 | 100% | 3 | | 3 | 1 | 1 | 1 | | | | 1 | 3 | 13 | |
| *5 | CARDINAL, BRIAN | 26:10 | 10 | 2/5 | 40% | 2/4 | 50% | | | 3 | 3 | | 1 | | 2 | | | | 5 | 3 | 5 | |
| *6 | MONTECCHIA, A. | 23:42 | 6 | 0/2 | 0% | 2/5 | 40% | | | 3 | 3 | | 1 | 2 | 2 | | | | 3 | 1 | 3 | |
| 9 | ROBLES, PEDRO | 10:03 | 7 | 2/4 | 50% | 1/4 | 25% | | | 1 | 1 | | 1 | 1 | 1 | | | | 3 | 1 | -1 | |
| *10 | KAMMERICHS, F. | 27:59 | 6 | 1/4 | 25% | | | 4/6 | 67% | 8 | 5 | 3 | 1 | 1 | 1 | 1 | 1 | | 1 | 4 | 13 | |
| 11 | RODILLA, NACHO | 17:35 | 13 | 4/5 | 80% | 0/3 | 0% | 5/7 | 71% | 2 | 1 | 1 | 1 | | 1 | | | | 1 | 4 | 12 | |
| *12 | PARAISO, J.A. | 30:56 | 17 | 2/3 | 67% | 3/8 | 38% | 4/4 | 100% | | | | | 1 | 2 | | | | 4 | 3 | 9 | |
| 13 | GARCIA, ASIER | 06:47 | | | | | | | | | | | | | | | | | 2 | | -2 | |
| *14 | OBERTO, F. | 25:34 | 7 | 3/4 | 75% | | | 1/2 | 50% | 1 | 1 | | 4 | | 1 | | | 1 | 4 | 2 | 8 | |
| 15 | LUENGO, VICTOR | 09:07 | 2 | 1/2 | 50% | 0/1 | 0% | | | 2 | 2 | | | | 1 | | | | 1 | | 1 | |
| 17 | MAINOLDI, LEO | | | | | | | | | | | | | | | | | | | | | |
| | Equipo | | | | | | | | | 6 | 2 | 4 | | | | | | | | | 6 | |
| Totales | | 200:00 | 77 | 18/34 | 53% | 8/25 | 32% | 17/22 | 77% | 29 | 18 | 11 | 9 | 7 | 12 | 2 | 2 | 3 | | 25 | 21 | 67 |

Arbitros: SANCHA, GALLO, MARTINEZ DIEZ / Resultados parciales: (24-20), (17-14), (28-16), (19-27)

Adecco Estudiantes - Fórum Valladolid

79-83

| Dor | NOMBRE | Tiempo | Pun tos | LOCAL | | | | Rebotes | | | Asi | Rec | Per | CT | Tapones | | Mat | Faltas | | VAL |
|---------|-----------------|--------|---------|------------|------------|-------------|-----|---------|-----|-----|-----|-----|-----|----|---------|----|-----|--------|----|-----|
| | | | | TIROS DE 2 | TIROS DE 3 | TIR. LIBRES | Tot | Def | Ofe | Fav | | | | | Con | Co | | Re | | |
| *4 | KEEFE, ADAM | 35:06 | 10 | 5/7 71% | 0/1 0% | | 8 | 4 | 4 | | 2 | | | | | 2 | 2 | 1 | 16 | |
| *6 | BREWER, COREY | 21:56 | 2 | 1/5 20% | 0/5 0% | | 2 | 2 | | 1 | 3 | 2 | | | | | 1 | 2 | -2 | |
| 7 | LONCAR, NIKOLA | 29:02 | 13 | 2/6 33% | 3/7 43% | 0/1 0% | 2 | 1 | 1 | 3 | | | 1 | | | | 2 | 1 | 8 | |
| 8 | MISO, ANDRES | | | | | | | | | | | | | | | | | | | |
| *9 | REYES, FELIPE | 37:01 | 31 | 13/17 76% | | 5/8 63% | 16 | 3 | 13 | 2 | 4 | 5 | 3 | | | 1 | 2 | 9 | 48 | |
| *10 | JIMENEZ, CARLOS | 31:42 | 9 | 2/5 40% | 1/3 33% | 2/2 100% | 4 | 4 | | 2 | 1 | 4 | | | | 1 | 2 | 4 | 9 | |
| 11 | GABRIEL, GERMAN | 02:59 | 2 | 0/1 0% | | 2/2 100% | 1 | 1 | | | | 1 | | 1 | | | 1 | 3 | | |
| 12 | VIDAURRETA, R. | 04:54 | 1 | 0/1 0% | | 1/2 50% | | | | | | | | | 1 | | 2 | 1 | -3 | |
| 13 | AZOFRA, NACHO | 21:25 | 5 | 1/2 50% | 1/3 33% | | 2 | 2 | | 6 | 3 | 3 | | | | | 5 | 1 | 6 | |
| *14 | JASEN, HERNAN | 15:55 | 6 | 2/3 67% | 0/1 0% | 2/6 33% | 2 | 1 | 1 | 1 | 1 | 3 | 1 | | 1 | | 3 | 4 | 1 | |
| 15 | ITURBE, IKER | | | | | | | | | | | | | | | | | | | |
| 16 | MARTIN, JAN | | | | | | | | | | | | | | | | | | | |
| | Equipo | | | | | | 4 | 3 | 1 | | | | | | | | | | 4 | |
| Totales | | 200:00 | 79 | 26/47 55% | 5/20 25% | 12/21 57% | 41 | 21 | 20 | 15 | 14 | 18 | 5 | 1 | 2 | 4 | 19 | 24 | 90 | |

| Dor | NOMBRE | Tiempo | Pun tos | VISITANTE | | | | Rebotes | | | Asi | Rec | Per | CT | Tapones | | Mat | Faltas | | VAL |
|---------|------------------|--------|---------|------------|------------|-------------|-----|---------|-----|-----|-----|-----|-----|----|---------|----|-----|--------|----|-----|
| | | | | TIROS DE 2 | TIROS DE 3 | TIR. LIBRES | Tot | Def | Ofe | Fav | | | | | Con | Co | | Re | | |
| 4 | ODRIOZOLA, J. | 25:33 | 14 | 1/1 100% | 4/5 80% | | | | | 2 | 1 | | | | | | 2 | 1 | 15 | |
| 6 | IUZZOLINO, MIKE | | | | | | | | | | | | | | | | | | | |
| 7 | FERNANDEZ, G. | 07:19 | 3 | | 1/2 50% | | 1 | | 1 | 1 | | | | | | | 2 | 2 | 4 | |
| *8 | MONTAÑEZ, ROMAN | 21:35 | 12 | 2/2 100% | 2/4 50% | 2/2 100% | 4 | 3 | 1 | 2 | 1 | 2 | 2 | | | | 4 | 3 | 14 | |
| 9 | SAN EMETERIO, F. | 01:31 | 1 | 0/1 0% | | 1/2 50% | | | | | | | | | 1 | | 1 | -1 | | |
| 11 | REJON, G. | | | | | | | | | | | | | | | | | | | |
| 12 | LASO, PABLO | 11:46 | | | 0/2 0% | | | | | 2 | | 1 | | | | | 2 | | -3 | |
| *13 | MCCASKILL, AMAL | 36:59 | 24 | 12/13 92% | | | 8 | 6 | 2 | 2 | 2 | 4 | 1 | 2 | | 3 | 4 | 3 | 32 | |
| *14 | GONZALEZ, OSCAR | 31:07 | 11 | 0/1 0% | 3/9 33% | 2/2 100% | | | | 1 | 1 | 1 | | | | | 3 | 2 | 4 | |
| *15 | YEBRA, OSCAR | 28:28 | 16 | 5/8 63% | 2/4 50% | | 4 | 3 | 1 | 1 | 5 | 1 | | | | | 5 | 3 | 9 | |
| *20 | BONNER, ANTHONY | 35:42 | 2 | 1/9 11% | 0/1 0% | | 6 | 4 | 2 | 4 | 6 | 4 | | | | | 2 | 4 | 7 | |
| | Equipo | | | | | | 4 | 4 | | | | | | | | | | | 4 | |
| Totales | | 200:00 | 83 | 21/35 60% | 12/27 44% | 5/6 83% | 27 | 20 | 7 | 15 | 11 | 17 | 4 | 2 | 1 | 3 | 24 | 19 | 85 | |

Arbitros: REQUENA, MARTINEZ JIMENEZ, ARAÑA / Resultados parciales: (16-22), (20-25), (21-15), (22-21)

Unicaja - Real Madrid

85-80

| Dor | NOMBRE | Tiempo | Pun tos | LOCAL | | | | Rebotes | | | Asi | Rec | Per | CT | Tapones | | Mat | Faltas | | VAL |
|---------|------------------|--------|---------|------------|------------|-------------|-----|---------|-----|-----|-----|-----|-----|----|---------|----|-----|--------|----|-----|
| | | | | TIROS DE 2 | TIROS DE 3 | TIR. LIBRES | Tot | Def | Ofe | Fav | | | | | Con | Co | | Re | | |
| *4 | OKULAJA, A. | 25:34 | 15 | 4/13 31% | 2/2 100% | 1/2 50% | 9 | 4 | 5 | 1 | 1 | | | | 1 | | 2 | 6 | 19 | |
| 5 | RODRIGUEZ, BERNI | 12:11 | 3 | | 1/2 50% | | 1 | 1 | | 5 | | 1 | | | | | 1 | 6 | | |
| 6 | RISACHER, S. | 23:10 | 18 | 4/6 67% | 2/2 100% | 4/5 80% | 3 | 3 | | 1 | 2 | 1 | 1 | | | | 4 | 3 | 17 | |
| 7 | ESTELLER, ROGER | 25:44 | 11 | 1/3 33% | 2/2 100% | 3/4 75% | 4 | 4 | | 1 | | | | | | | 1 | 4 | 16 | |
| 8 | VAZQUEZ, FRAN | | | | | | | | | | | | | | | | | | | |
| *9 | KORNEGAY, CHUCK | 20:43 | 9 | 4/8 50% | | 1/1 100% | 2 | 2 | | 5 | 2 | 2 | 1 | 2 | 2 | 1 | 2 | 1 | 11 | |
| 10 | CABEZAS, CARLOS | 21:16 | 13 | 3/7 43% | 2/2 100% | 1/1 100% | 1 | | 1 | | 1 | | | | 1 | | 3 | 1 | 8 | |
| *11 | BULLOCK, LOUIS | 13:30 | 2 | 1/3 33% | 0/2 0% | | | | | 1 | | 1 | 1 | | | | 5 | 2 | -5 | |
| 13 | WEIS, FREDERIC | 22:41 | 1 | | | 1/2 50% | 7 | 5 | 2 | | | 1 | | | | | 1 | 1 | 6 | |
| *14 | SONKO, MOUS | 19:37 | 9 | 0/2 0% | 1/2 50% | 6/10 60% | 4 | 2 | 2 | 5 | 1 | 1 | 1 | | 1 | | 3 | 6 | 13 | |
| *15 | GUROVIC, MILAN | 15:34 | 4 | 2/4 50% | 0/5 0% | | 2 | | 2 | | | | | | | | 1 | 1 | -1 | |
| | Equipo | | | | | | 4 | 1 | 3 | | | 1 | | | | | | | 3 | |
| Totales | | 200:00 | 85 | 19/46 41% | 10/19 53% | 17/25 68% | 37 | 22 | 15 | 19 | 5 | 9 | 4 | 3 | 5 | 1 | 23 | 25 | 93 | |

| Dor | NOMBRE | Tiempo | Pun tos | VISITANTE | | | | Rebotes | | | Asi | Rec | Per | CT | Tapones | | Mat | Faltas | | VAL |
|---------|------------------|--------|---------|------------|------------|-------------|-----|---------|-----|-----|-----|-----|-----|----|---------|----|-----|--------|----|-----|
| | | | | TIROS DE 2 | TIROS DE 3 | TIR. LIBRES | Tot | Def | Ofe | Fav | | | | | Con | Co | | Re | | |
| 5 | MULAOMEROVIC, D. | 17:54 | 16 | 5/7 71% | 2/2 100% | | 1 | 1 | | 2 | 1 | 1 | 1 | | | | 3 | 6 | 20 | |
| *6 | ALSTON, DERRICK | 33:55 | 15 | 7/9 78% | | 1/4 25% | 7 | 7 | | 5 | | 1 | 1 | 4 | | | 4 | 4 | 25 | |
| 7 | ANGULO, LUCIO | 07:05 | | 0/1 0% | 0/1 0% | | | | | | | | | | | | 1 | 1 | -1 | |
| *8 | VICTORIANO, L. | 22:59 | 8 | 2/2 100% | 1/3 33% | 1/1 100% | 2 | 2 | | 3 | 2 | 4 | | | | | 4 | 3 | 8 | |
| 9 | DIGBEU, ALAIN | 18:04 | 4 | 2/3 67% | 0/1 0% | | 4 | 3 | 1 | 1 | | | | | | | | | 7 | |
| *11 | HERREROS, A. | 33:30 | 19 | 4/7 57% | 2/7 29% | 5/5 100% | 3 | 3 | | 1 | | | 1 | | 1 | 1 | 4 | 5 | 15 | |
| 12 | TARLAC, DRAGAN | 23:05 | 4 | 1/4 25% | | 2/2 100% | 5 | 3 | 2 | 1 | | 1 | | 1 | 1 | | 5 | 1 | 2 | |
| *14 | REYES, ALFONSO | 22:07 | 5 | 2/6 33% | | 1/1 100% | 3 | 2 | 1 | 1 | | 1 | | | 1 | | 4 | 1 | | |
| *15 | MUMBRU, ALEX | 21:21 | 9 | 1/2 50% | 2/2 100% | 1/2 50% | 4 | 4 | | | 1 | 1 | | | | | 1 | 2 | 12 | |
| 16 | HDEZ-SONSECA, E. | | | | | | | | | | | | | | | | | | | |
| 20 | NUÑEZ, ROBERTO | | | | | | | | | | | | | | | | | | | |
| | Equipo | | | | | | | | | | | 1 | | | | | | | 1 | |
| Totales | | 200:00 | 80 | 24/41 59% | 7/16 44% | 11/15 73% | 29 | 25 | 4 | 14 | 5 | 9 | 3 | 5 | 3 | 1 | 25 | 23 | 89 | |

Arbitros: MARTIN BERTRAN, BULTO, SANCHEZ MONSERRAT / Resultados parciales: (19-20), (23-17), (15-18), (28-25)

Tau Cerámica - Caprabo Lleida

| Dor | NOMBRE | Tiempo | Puntos | LOCAL | | | | Rebotes | | | Asi | Rec | Per | CT | Tapones | | Mat | Faltas | | VAL | | |
|---------|-----------------|--------|--------|------------|------------|-------------|------|---------|------|-----|-----|-----|-----|-----|---------|----|-----|--------|---|-----|----|----|
| | | | | TIROS DE 2 | TIROS DE 3 | TIR. LIBRES | Tot | Def | Ofe | Fav | | | | | Con | Co | | Re | | | | |
| *4 | SCOLA, LUIS | 28:34 | 24 | 10/16 | 63% | | 4/7 | 57% | 6 | 5 | 1 | 5 | | 5 | 1 | | | 4 | 5 | 22 | | |
| *5 | NOCIONI, ANDRES | 30:49 | 5 | 1/3 | 33% | 1/4 | 25% | | 5 | 3 | 2 | 2 | 1 | 1 | | | 1 | 3 | 2 | 6 | | |
| *7 | FOIREST, L. | 32:57 | 20 | 8/11 | 73% | 1/2 | 50% | 1/1 | 100% | 4 | 4 | | | 1/2 | 1 | | 1 | 3 | 5 | 23 | | |
| *8 | CALDERON, J.M. | 25:45 | 9 | 2/5 | 40% | 1/3 | 33% | 2/2 | 100% | 4 | 2 | 2 | 4 | 3 | 1 | 1 | | 2 | 5 | 17 | | |
| 9 | VIDAL, SERGI | 14:15 | 7 | 2/4 | 50% | 1/1 | 100% | | | | | 1 | 2 | 1 | | | | 1 | 1 | 7 | | |
| 10 | PALLADINO, L. | 16:14 | 5 | 1/2 | 50% | 1/2 | 50% | | | | | 1 | | | | | | 1 | 1 | 4 | | |
| *12 | GRIFFITH, R. | 24:30 | 10 | 5/7 | 71% | | | | 3 | 1 | 2 | 1 | | 2 | | | 1 | 5 | 1 | 6 | | |
| 13 | WOLKOWYSKI, R. | 15:30 | 2 | 1/4 | 25% | 0/1 | 0% | | 3 | 2 | 1 | | | | | 1 | | 4 | | -2 | | |
| 15 | HERNANDEZ, E. | | | | | | | | | | | | | | | | | | | | | |
| 17 | GADOU, THIERRY | 11:26 | 2 | 1/2 | 50% | | | | 3 | 2 | 1 | | | | | | | | | 4 | | |
| | Equipo | | | | | | | | 4 | 4 | | | | 1 | | | | | | 5 | | |
| Totales | | 200:00 | 84 | 31/54 | 57% | 5/13 | 38% | 7/10 | 70% | 32 | 23 | 9 | 14 | 9 | 11 | 2 | 1 | | 3 | 23 | 20 | 92 |

| Dor | NOMBRE | Tiempo | Puntos | VISITANTE | | | | Rebotes | | | Asi | Rec | Per | CT | Tapones | | Mat | Faltas | | VAL | | |
|---------|-----------------|--------|--------|------------|------------|-------------|-----|---------|------|-----|-----|-----|-----|----|---------|----|-----|--------|---|-----|----|----|
| | | | | TIROS DE 2 | TIROS DE 3 | TIR. LIBRES | Tot | Def | Ofe | Fav | | | | | Con | Co | | Re | | | | |
| 4 | GRIMAU, ROGER | | | | | | | | 1 | 1 | | 1 | | 3 | | | | 3 | 1 | 3 | | |
| 5 | ALVAREZ, BERNI | 28:08 | 7 | 2/2 | 100% | 1/2 | 50% | | 1 | 1 | | 1 | | 3 | | | | 3 | 1 | 3 | | |
| 6 | COMAS, JAUME | 16:43 | 8 | 2/3 | 67% | 0/2 | 0% | 4/4 | 100% | 3 | 2 | 1 | 3 | 1 | 1 | 1 | | 2 | 2 | 10 | | |
| *7 | ROGERS, JOHNNY | 20:15 | 6 | 0/1 | 0% | 2/4 | 50% | | 1 | 1 | | | | | | | | 2 | | 2 | | |
| *8 | DUMAS, STEPHANE | 26:16 | 15 | 3/5 | 60% | 3/5 | 60% | | | | | 2 | 2 | | | | | 2 | | 13 | | |
| *9 | BRAMLETT, A.J. | 26:30 | 17 | 7/10 | 70% | | | 3/5 | 60% | 6 | 5 | 1 | | 1 | 2 | | 1 | 5 | 8 | 20 | | |
| 10 | TAMAMES, BERNI | 12:41 | 5 | 1/2 | 50% | | | 3/4 | 75% | 6 | 4 | 2 | | 2 | | | | | 3 | 14 | | |
| *11 | RAMOS, SERGIO | 33:36 | 16 | 3/6 | 50% | 1/3 | 33% | 7/7 | 100% | 5 | 5 | | 2 | | 1 | | | 3 | 4 | 18 | | |
| 12 | BOSCH, MANEL | 05:17 | 2 | 1/1 | 100% | | | | 1 | 1 | | | 1 | | | | | 1 | | 3 | | |
| 14 | RUFFIN, MICHAEL | 20:34 | 4 | 1/3 | 33% | | | 2/6 | 33% | 2 | 1 | 1 | | 1 | 2 | 1 | | 1 | 3 | 1 | | |
| *15 | ANGULO, ALBERTO | 10:00 | 1 | 0/2 | 0% | | | 1/2 | 50% | | | | 1 | | 2 | | | 1 | 2 | -2 | | |
| 19 | GRIMAU, JORDI | | | | | | | | | | | | | | | | | | | | | |
| | Equipo | | | | | | | | 1 | 1 | | | | 1 | | | | | | | | |
| Totales | | 200:00 | 81 | 20/35 | 57% | 7/16 | 44% | 20/28 | 71% | 26 | 21 | 5 | 9 | 8 | 12 | 2 | | 1 | 1 | 20 | 23 | 82 |

Arbitros: MAZA, MURGUI, CARDUS / Resultados parciales: (23-18), (22-20), (19-28), (20-15)

Caja San Fernando - Auna

| Dor | NOMBRE | Tiempo | Puntos | LOCAL | | | | Rebotes | | | Asi | Rec | Per | CT | Tapones | | Mat | Faltas | | VAL | |
|---------|-----------------|--------|--------|------------|------------|-------------|-----|---------|------|-----|-----|-----|-----|----|---------|----|-----|--------|----|-----|----|
| | | | | TIROS DE 2 | TIROS DE 3 | TIR. LIBRES | Tot | Def | Ofe | Fav | | | | | Con | Co | | Re | | | |
| *5 | CAZORLA, CARLOS | 29:32 | 7 | 3/5 | 60% | | 1/2 | 50% | 8 | 7 | 1 | 1 | | | | | | 1 | 1 | 13 | |
| 6 | SEKUNDA, GLENN | 18:44 | 5 | 0/6 | 0% | 1/3 | 33% | 2/4 | 50% | 8 | 2 | 6 | | | 2 | | 1 | 4 | 2 | -2 | |
| *7 | SANTANGELO, M. | 28:36 | 9 | 3/9 | 33% | 1/5 | 20% | | 4 | 3 | 1 | 4 | | 1 | | | | 2 | 2 | 6 | |
| 9 | PEREZ, RAUL | 20:17 | 19 | 4/6 | 67% | 3/6 | 50% | 2/2 | 100% | 3 | 3 | | 1 | 1 | | 1 | | 2 | | 22 | |
| 10 | ESMORIS, J.R. | 14:26 | 4 | 2/2 | 100% | 0/1 | 0% | | 2 | 2 | | | 1 | | | | | 2 | 2 | 6 | |
| 11 | VALDIVIESO, M. | 01:12 | | | | 0/1 | 0% | | | | | | | | | | | | | -1 | |
| *12 | ABRAMS, DANYA | 27:51 | 6 | 3/11 | 27% | | | | 7 | 3 | 4 | 2 | 1 | 1 | | 1 | 1 | 2 | 4 | 9 | |
| 13 | SANCHEZ, SERGIO | 02:22 | | | | | | | | | | | | | | | | | | | |
| *14 | SLANINA, D. | 38:03 | 20 | 4/7 | 57% | 3/6 | 50% | 3/3 | 100% | 1 | 1 | | 3 | 1 | 1 | | | 1 | 4 | 21 | |
| *15 | ELSON, F. | 18:57 | 6 | 2/2 | 100% | | | 2/2 | 100% | 9 | 6 | 3 | 1 | | 3 | | | 3 | 2 | 12 | |
| | Equipo | | | | | | | | 4 | 4 | | | | | | | | | | 4 | |
| Totales | | 200:00 | 76 | 21/48 | 44% | 8/22 | 36% | 10/13 | 77% | 46 | 31 | 15 | 12 | 4 | 8 | | 2 | 2 | 15 | 19 | 90 |

| Dor | NOMBRE | Tiempo | Puntos | VISITANTE | | | | Rebotes | | | Asi | Rec | Per | CT | Tapones | | Mat | Faltas | | VAL | |
|---------|-----------------|--------|--------|------------|------------|-------------|-----|---------|------|-----|-----|-----|-----|----|---------|----|-----|--------|----|-----|----|
| | | | | TIROS DE 2 | TIROS DE 3 | TIR. LIBRES | Tot | Def | Ofe | Fav | | | | | Con | Co | | Re | | | |
| 4 | MARTINEZ, G. | 16:49 | 5 | 1/3 | 33% | 1/3 | 33% | | 4 | 2 | 2 | 1 | | 1 | | | | 3 | | -2 | |
| 5 | KLEIN, JASON | 21:34 | 6 | 0/2 | 0% | 2/3 | 67% | | 5 | 3 | 2 | 1 | | 4 | | | | 2 | 1 | 7 | |
| *6 | ELEY, BUD | 24:25 | 11 | 4/7 | 57% | | | 3/3 | 100% | 5 | 3 | 2 | 1 | | 4 | | | 4 | 5 | 11 | |
| *7 | LEWIS, LARRY | 36:09 | 14 | 5/16 | 31% | | | 4/7 | 57% | 13 | 8 | 5 | 3 | 4 | 2 | | 2 | 1 | 1 | 26 | |
| *9 | BRABENDER, D. | 23:11 | 4 | 2/2 | 100% | 0/3 | 0% | | 2 | 2 | | 5 | 1 | 1 | | | | 3 | | 5 | |
| 10 | MORAN, JIM | 13:52 | 8 | 1/1 | 100% | 2/4 | 50% | | 2 | 2 | | | | 1 | | | | 1 | | 6 | |
| *11 | GUERRA, ROBERTO | 24:34 | 2 | 1/4 | 25% | 0/2 | 0% | | 4 | 4 | | 1 | | 1 | | 1 | | 3 | | -8 | |
| 12 | GUILLEN, R. | 12:43 | 2 | 1/1 | 100% | 0/2 | 0% | | 1 | 1 | | | | 1 | | | | | 1 | 6 | |
| 13 | MONTAS, ALEXIS | 06:43 | 2 | 1/2 | 50% | | | | 1 | | 1 | | | | | | | 1 | | 1 | |
| *14 | LARRAÑAGA, JAY | 20:00 | 5 | 1/3 | 33% | 1/6 | 17% | | 2 | 2 | | 1 | 1 | | | | | 1 | | 1 | |
| | Equipo | | | | | | | | 3 | 1 | 2 | | | | | | | | | 3 | |
| Totales | | 200:00 | 59 | 17/41 | 41% | 6/23 | 26% | 7/10 | 70% | 36 | 24 | 12 | 13 | 6 | 10 | 1 | 2 | 2 | 19 | 15 | 56 |

Arbitros: GARCIA ORTIZ, GARCIA GONZALEZ, LANDEIRA / Resultados parciales: (24-12), (14-18), (15-9), (23-20)

C.B. Granada - F.C. Barcelona

| Dor | NOMBRE | Tiempo | Pun tos | LOCAL | | | | | Rebotes | | | Asi | Rec | Per | CT | Tapones | | | Faltas | | VAL | |
|-----|-----------------|--------|------------|------------|------------|-------------|-----|-------|---------|-----|-----|-----|-----|-----|----|---------|----|----|--------|----|-----|----|
| | | | | TIROS DE 2 | TIROS DE 3 | TIR. LIBRES | Tot | Def | Ofe | Fav | Con | | | | | Mat | Co | Re | | | | |
| 4 | LIÑAN, JUAN C. | 17:36 | 2 | 0/1 | 0% | 0/1 | 0% | 2/2 | 100% | 2 | 1 | 1 | 3 | | | | | | 1 | 1 | 5 | |
| 5 | ROMERO, DANIEL | 20:06 | 6 | 3/4 | 75% | 0/2 | 0% | | | 3 | 2 | 1 | 1 | 1 | | | | | 4 | 1 | 5 | |
| 6 | PHILLIPS, BILL | | | | | | | | | | | | | | | | | | | | | |
| *7 | WARD, JEROD | 23:11 | 4 | 2/6 | 33% | 0/3 | 0% | | | 2 | 1 | 1 | 1 | 3 | 1 | | 1 | 1 | 2 | | -6 | |
| *8 | SERRANO, E. | 13:22 | 4 | 1/3 | 33% | | | 2/2 | 100% | 2 | 2 | | 1 | 1 | 3 | 1 | | | | 3 | 6 | |
| 9 | MESA, DAVID | 07:03 | 2 | 1/3 | 33% | 0/1 | 0% | | | | | | | | | | | | 1 | | -2 | |
| *10 | WRIGHT, MICHAEL | 35:04 | 19 | 5/10 | 50% | | | 9/11 | 82% | 10 | 6 | 4 | 1 | 3 | | | 1 | | 4 | 8 | 23 | |
| 11 | ORDIN, NACHO | 26:38 | 16 | 3/5 | 60% | 3/4 | 75% | 1/1 | 100% | 2 | 1 | 1 | 1 | 1 | 2 | 1 | | | 1 | 1 | 15 | |
| *12 | GUARDIA, SALVA | 21:34 | 3 | 1/3 | 33% | 0/4 | 0% | 1/2 | 50% | 5 | 4 | 1 | 1 | 1 | | | | | 2 | 3 | 2 | |
| 13 | DOBLAS, DAVID | 07:19 | 2 | 1/3 | 33% | | | | | 3 | 1 | 2 | | | | | | | 2 | 1 | 2 | |
| 14 | MANZANO, HECTOR | 06:57 | 4 | 1/2 | 50% | 0/1 | 0% | 2/2 | 100% | 1 | | 1 | | 1 | | | | | 1 | 1 | 2 | |
| *15 | SIGALAS, G. | 21:10 | 4 | 2/8 | 25% | 0/2 | 0% | | | 2 | 2 | | 1 | 2 | 1 | | | | 2 | 2 | -3 | |
| | Equipo | | | | | | | | | 3 | 2 | 1 | | | | | | | | | 3 | |
| | Totales | 200:00 | 66 | 20/48 | 42% | 3/18 | 17% | 17/20 | 85% | 35 | 22 | 13 | 4 | 9 | 15 | 4 | | 2 | 1 | 20 | 21 | 52 |

| Dor | NOMBRE | Tiempo | Pun tos | VISITANTE | | | | | Rebotes | | | Asi | Rec | Per | CT | Tapones | | | Faltas | | VAL | |
|-----|------------------|--------|------------|------------|------------|-------------|------|-------|---------|-----|-----|-----|-----|-----|----|---------|----|----|--------|----|-----|----|
| | | | | TIROS DE 2 | TIROS DE 3 | TIR. LIBRES | Tot | Def | Ofe | Fav | Con | | | | | Mat | Co | Re | | | | |
| 5 | RODRIGUEZ, N. | 22:08 | 8 | 1/2 | 50% | 2/5 | 40% | | | 2 | 1 | 1 | 3 | 1 | 1 | | | | 2 | 2 | 9 | |
| 6 | ALZAMORA, ALF. | 13:36 | | 0/1 | 0% | 0/1 | 0% | | | 3 | 1 | 2 | 1 | 1 | | | | | 1 | 1 | 3 | |
| *7 | FUCKA, GREGOR | 23:43 | 6 | 1/5 | 20% | | | 4/4 | 100% | 2 | 1 | 1 | 2 | | | | | | 4 | 3 | 5 | |
| 8 | FEMERLING, P. | 16:49 | 9 | 3/5 | 60% | | | 3/3 | 100% | 5 | 2 | 3 | | 1 | 4 | | 1 | | 5 | 2 | 7 | |
| 9 | BRAVO, CESAR | 02:38 | | | | 0/2 | 0% | | | | | | | 1 | | | | | | | -3 | |
| *10 | BODIROGA, DEJAN | 30:21 | 17 | 4/5 | 80% | 1/3 | 33% | 6/7 | 86% | 6 | 6 | | 3 | 1 | 1 | 1 | | | 3 | 4 | 23 | |
| 11 | NAVARRO, J.C. | 29:02 | 14 | 2/4 | 50% | 3/5 | 60% | 1/2 | 50% | 1 | 1 | | 1 | 3 | 3 | 2 | | | | 5 | 16 | |
| *12 | DUEÑAS, ROBERTO | 20:15 | 12 | 5/9 | 56% | | | 2/4 | 50% | 11 | 9 | 2 | 2 | 2 | 2 | | 1 | 1 | 2 | 2 | 20 | |
| *13 | JASIKEVICIUS, S. | 17:52 | 5 | 1/3 | 33% | 1/3 | 33% | | | | | | 1 | 1 | | | | | 2 | | -1 | |
| *14 | DE LA FUENTE, R. | 23:36 | 10 | 1/2 | 50% | 2/2 | 100% | 2/2 | 100% | 4 | 4 | | | 2 | 1 | | | | 2 | 1 | 10 | |
| | Equipo | | | | | | | | | 3 | 3 | | | | | | | | | | 3 | |
| | Totales | 200:00 | 81 | 18/36 | 50% | 9/21 | 43% | 18/22 | 82% | 37 | 28 | 9 | 13 | 9 | 15 | 4 | 2 | | 1 | 21 | 20 | 92 |

Arbitros: GUIRAO, ROSADO, CONDE / Resultados parciales: (19-23), (16-20), (17-21), (14-17)

Cáceres C.B. - Jabones Pardo Fuenlabrada

| Dor | NOMBRE | Tiempo | Pun tos | LOCAL | | | | | Rebotes | | | Asi | Rec | Per | CT | Tapones | | | Faltas | | VAL | |
|-----|-----------------|--------|------------|------------|------------|-------------|------|-------|---------|-----|-----|-----|-----|-----|----|---------|----|----|--------|----|-----|----|
| | | | | TIROS DE 2 | TIROS DE 3 | TIR. LIBRES | Tot | Def | Ofe | Fav | Con | | | | | Mat | Co | Re | | | | |
| 5 | SANGUINO, JUAN | | | | | | | | | | | | | | | | | | | | | |
| 6 | HANSEN, MIKE | 17:15 | 3 | | | 1/1 | 100% | | | 2 | 1 | 1 | | 1 | 1 | | | | 3 | 1 | 3 | |
| 7 | ORENGA, J.A. | 08:15 | 4 | 2/2 | 100% | | | | | 4 | 3 | 1 | 1 | 1 | 3 | | | | 2 | | 5 | |
| 8 | IGLESIAS, F. | | | | | | | | | | | | 4 | 2 | | | | | 4 | 4 | 8 | |
| *10 | LOPEZ, FERRAN | 32:31 | 10 | 2/5 | 40% | 1/1 | 100% | 3/4 | 75% | 1 | 1 | | 5 | 1 | 2 | | 1 | | 4 | 4 | 10 | |
| *11 | MUONEKE, GABE | 26:17 | 12 | 4/10 | 40% | 0/1 | 0% | 4/6 | 67% | 2 | 1 | 1 | 4 | 1 | 3 | | | 2 | 3 | 4 | 8 | |
| 12 | GARCIA, DANI | 10:36 | 2 | 1/1 | 100% | 0/2 | 0% | | | 1 | 1 | | 1 | | | | | | | 1 | 3 | |
| 13 | ESLAVA, ARIEL | 07:59 | | 0/1 | 0% | | | | | 1 | | 1 | 1 | | 1 | | | | 2 | | -2 | |
| *14 | THOMPSON, KEVIN | 34:43 | 25 | 11/17 | 65% | | | 3/4 | 75% | 11 | 8 | 3 | 1 | | 4 | 1 | | | 2 | 3 | 27 | |
| *15 | BEECHUM, HURL | 32:01 | 16 | 3/6 | 50% | 2/6 | 33% | 4/6 | 67% | 4 | 3 | 1 | 1 | 2 | 1 | | 1 | 1 | 2 | 4 | 16 | |
| | Equipo | | | | | | | | | 7 | 6 | 1 | | | 1 | | | | | | 6 | |
| | Totales | 200:00 | 77 | 24/44 | 55% | 5/14 | 36% | 14/20 | 70% | 33 | 24 | 9 | 18 | 8 | 16 | 1 | 1 | 1 | 3 | 22 | 21 | 84 |

| Dor | NOMBRE | Tiempo | Pun tos | VISITANTE | | | | | Rebotes | | | Asi | Rec | Per | CT | Tapones | | | Faltas | | VAL | |
|-----|----------------|--------|------------|------------|------------|-------------|-----|-------|---------|-----|-----|-----|-----|-----|----|---------|----|----|--------|----|-----|----|
| | | | | TIROS DE 2 | TIROS DE 3 | TIR. LIBRES | Tot | Def | Ofe | Fav | Con | | | | | Mat | Co | Re | | | | |
| *4 | HERNANDEZ, B. | 30:30 | 8 | 1/2 | 50% | 2/4 | 50% | | | 2 | 1 | 1 | 2 | 1 | 1 | | | | 2 | 3 | 10 | |
| 5 | PALACIOS, A. | 07:59 | 2 | 1/2 | 50% | 0/1 | 0% | | | 1 | | 1 | 1 | 1 | 2 | | | | | 2 | 3 | |
| *6 | SCOTT, RICHARD | 30:00 | 15 | 7/12 | 58% | 0/1 | 0% | 1/2 | 50% | 8 | 6 | 2 | 6 | 3 | 2 | 1 | 1 | 1 | 4 | 4 | 23 | |
| *7 | WOOD, DAVID | 22:33 | 8 | 1/1 | 100% | 2/6 | 33% | | | 2 | 1 | 1 | | | | | | | 5 | | 1 | |
| 8 | FERNANDEZ, J. | 10:00 | | | | 0/1 | 0% | | | 1 | 1 | | | | 1 | | | | 2 | | -3 | |
| 9 | ANTUNEZ, J.M. | 10:22 | 2 | 1/1 | 100% | 0/1 | 0% | | | 1 | | 1 | 2 | | 2 | | | | 3 | | -1 | |
| *11 | SOLANA, F. | 32:01 | 17 | 3/5 | 60% | 2/7 | 29% | 5/6 | 83% | 1 | 1 | | 1 | | 3 | | | | 3 | 6 | 11 | |
| *12 | HERRMANN, W. | 40:00 | 19 | 8/12 | 67% | 0/5 | 0% | 3/6 | 50% | 8 | 6 | 2 | 2 | 2 | | 1 | | 1 | | 5 | 24 | |
| 13 | FERNANDEZ, P. | 16:35 | 8 | 3/4 | 75% | | | 2/4 | 50% | 3 | 2 | 1 | | 1 | | | | | 2 | 2 | 9 | |
| 14 | MARTIN, PACO | | | | | | | | | | | | | | | | | | | | | |
| | Equipo | | | | | | | | | 5 | 4 | 1 | | 1 | | | | | | | 6 | |
| | Totales | 200:00 | 79 | 25/39 | 64% | 6/26 | 23% | 11/18 | 61% | 32 | 22 | 10 | 14 | 9 | 11 | 2 | 1 | 1 | 1 | 21 | 22 | 83 |

Arbitros: AMOROS, ORTEGA, PEREZ PIZARRO / Resultados parciales: (28-20), (16-18), (15-19), (18-22)

Casademont Girona - Ricoh Manresa

| Dor | NOMBRE | Tiempo | Puntos | LOCAL | | | | Rebotes | | | | Asi | Rec | Per | CT | Tapones | | Mat | Faltas | | VAL | |
|---------|-----------------|--------|--------|------------|------------|-------------|-----|---------|------|-----|-----|-----|-----|-----|----|---------|----|-----|--------|----|-----|----|
| | | | | TIROS DE 2 | TIROS DE 3 | TIR. LIBRES | Tot | Def | Ofe | Fav | Con | | | | | Co | Re | | | | | |
| 4 | TRIAS, JORDI | 06:04 | 2 | 1/2 | 50% | | | | 1 | 1 | | | | | | 2 | | 1 | 1 | 3 | | |
| *5 | STRUELENS, ERIC | 35:19 | 20 | 7/10 | 70% | 0/1 | 0% | 6/6 | 100% | 14 | 11 | 3 | 2 | 2 | 3 | 1 | | 1 | 3 | 4 | 32 | |
| 6 | VALLMAJO, X. | 07:28 | | | | | | | | 2 | 2 | | | 2 | | | | | 1 | 1 | | |
| *7 | PHILLIP, DARREN | 32:13 | 15 | 6/13 | 46% | | | 3/6 | 50% | 13 | 6 | 7 | | 1 | 3 | | 3 | 1 | 2 | 2 | 5 | 21 |
| *8 | JOHNSON, SYDNEY | 32:32 | 6 | 1/2 | 50% | 1/3 | 33% | 1/2 | 50% | 4 | 3 | 1 | | 3 | 2 | 1 | | | 3 | 3 | 7 | |
| 10 | FERNANDEZ, XAVI | 23:36 | 14 | 3/5 | 60% | 2/3 | 67% | 2/2 | 100% | 5 | 3 | 2 | 1 | 1 | 2 | | | | 3 | 3 | 16 | |
| 11 | MORAGA, QUIQUE | 05:09 | | 0/3 | 0% | | | | | 1 | 1 | | | | | | 1 | | | 1 | -1 | |
| *12 | ELLIS, TYRONE | 19:26 | 6 | | | 2/4 | 50% | | | 1 | | 1 | 1 | | 2 | | | | 4 | 3 | 3 | |
| 14 | ESPINOSA, TONI | 01:15 | | | | | | | | | | | | | | | | | | | | |
| 15 | CAPDEVILA, PERE | | | | | | | | | | | | | | | | | | | | | |
| *18 | PANKO, ANDY | 36:58 | 18 | 4/9 | 44% | 2/5 | 40% | 4/6 | 67% | 1 | 1 | | 2 | | 4 | | | 2 | 3 | 5 | 7 | |
| | Equipo | | | | | | | | | 4 | 1 | 3 | | 1 | | | | | | | 5 | |
| Totales | | 200:00 | 81 | 22/44 | 50% | 7/16 | 44% | 16/22 | 73% | 46 | 29 | 17 | 7 | 8 | 18 | 2 | 5 | 4 | 4 | 19 | 25 | 94 |

| Dor | NOMBRE | Tiempo | Puntos | VISITANTE | | | | Rebotes | | | | Asi | Rec | Per | CT | Tapones | | Mat | Faltas | | VAL | |
|---------|-----------------|--------|--------|------------|------------|-------------|------|---------|------|-----|-----|-----|-----|-----|----|---------|----|-----|--------|----|-----|----|
| | | | | TIROS DE 2 | TIROS DE 3 | TIR. LIBRES | Tot | Def | Ofe | Fav | Con | | | | | Co | Re | | | | | |
| *4 | OLIVER, ALBERT | 22:15 | 4 | 0/1 | 0% | 1/1 | 100% | 1/2 | 50% | 1 | 1 | | 1 | 1 | 2 | 1 | | | 3 | 2 | 2 | |
| 5 | LAZARO, JESUS | 21:05 | 8 | 1/3 | 33% | 2/4 | 50% | | | 3 | 3 | | 3 | 1 | | | | | 4 | 2 | 9 | |
| 6 | SCHMIDT, CASEY | 20:17 | 6 | 3/5 | 60% | 0/4 | 0% | 0/2 | 0% | 2 | 1 | 1 | | 1 | 1 | 1 | | | 1 | 1 | | |
| 8 | LAVIÑA, FERRAN | 19:03 | 2 | 0/1 | 0% | | | 2/2 | 100% | | | | 1 | 2 | 2 | | 1 | | 1 | 2 | 2 | |
| *9 | PEÑARROYA, JOAN | 17:56 | 5 | 0/1 | 0% | 1/3 | 33% | 2/2 | 100% | 2 | 2 | | 1 | 2 | | | | | 2 | 2 | 7 | |
| *11 | CILLA, JESUS | 19:24 | 3 | 0/2 | 0% | 1/3 | 33% | | | 1 | 1 | | | 2 | | | 1 | | 4 | | -3 | |
| *12 | WILLIAMS, H. | 33:27 | 15 | 7/12 | 58% | 0/1 | 0% | 1/2 | 50% | 4 | 3 | 1 | | 1 | 3 | | 2 | 1 | 4 | 3 | 10 | |
| *13 | PATTERSON, A. | 29:38 | 22 | 2/6 | 33% | 4/5 | 80% | 6/6 | 100% | 3 | 3 | | 2 | 2 | 2 | 1 | 2 | 1 | 2 | 4 | 25 | |
| 14 | LLORENS, JORDI | 14:30 | 2 | 1/4 | 25% | | | | | 1 | 1 | | | 1 | | | | | 4 | 1 | -5 | |
| 15 | SINGLA, JORDI | 02:25 | 1 | | | | | 1/2 | 50% | 1 | | 1 | | | | | 1 | | 2 | 3 | 3 | |
| | Equipo | | | | | | | | | 2 | 2 | | | 1 | | | | | | | 1 | |
| Totales | | 200:00 | 68 | 14/35 | 40% | 9/21 | 43% | 13/18 | 72% | 20 | 17 | 3 | 8 | 12 | 12 | 3 | 4 | 5 | | 25 | 19 | 51 |

Arbitros: ARTEAGA, REDONDO, TERREROS / Resultados parciales: (25-25), (17-17), (19-12), (20-14)



Patrocinador Oficial ACB

SERVICIO DE ESTADISTICAS ACB

LUCENTUM ALICANTE

Estadísticas acumuladas hasta la Jornada 26

| | Par jug | Min jug | 5i | Puntos | | Tiros de 3 | | | Tiros de 2 | | Tiros libres | | | Rebotes | | | Asi efe | Balones | | Tapones | | Faltas | | | Val | |
|------------------|---------|---------|----|--------|-----|------------|-----|------|------------|-----|--------------|-----|-----|---------|-----|-----|---------|---------|-----|---------|-----|--------|-----|-----|-----|------|
| | | | | Tot | Max | Int | Con | % | Int | Con | % | Int | Con | % | Ofe | Def | | Tot | Rec | Per | Fav | Con | Mat | Com | | Rec |
| Perasovic, V. | 26 | 881 | 26 | 493 | 31 | 175 | 71 | 40% | 191 | 86 | 45% | 137 | 108 | 78% | 21 | 39 | 60 | 76 | 27 | 66 | 3 | 17 | 0 | 61 | 120 | 397 |
| Roe, Lou | 24 | 806 | 23 | 388 | 31 | 5 | 1 | 20% | 263 | 147 | 55% | 129 | 91 | 70% | 72 | 124 | 196 | 31 | 37 | 55 | 28 | 14 | 26 | 79 | 132 | 506 |
| Prigioni, Pablo | 26 | 784 | 26 | 271 | 25 | 109 | 43 | 39% | 96 | 53 | 55% | 44 | 36 | 81% | 13 | 49 | 62 | 102 | 63 | 45 | 1 | 5 | 7 | 67 | 63 | 328 |
| Junyent, Oriol | 26 | 688 | 24 | 304 | 26 | 19 | 5 | 26% | 210 | 110 | 52% | 87 | 69 | 79% | 46 | 99 | 145 | 23 | 14 | 47 | 8 | 6 | 7 | 98 | 92 | 303 |
| García, Héctor | 26 | 564 | 3 | 220 | 21 | 91 | 35 | 38% | 77 | 41 | 53% | 41 | 33 | 80% | 11 | 28 | 39 | 26 | 22 | 27 | 1 | 5 | 0 | 59 | 41 | 158 |
| Stojic, Mario | 19 | 433 | 14 | 134 | 15 | 39 | 18 | 46% | 56 | 28 | 50% | 42 | 24 | 57% | 6 | 33 | 39 | 35 | 20 | 20 | 3 | 2 | 1 | 46 | 45 | 141 |
| Baldo, Víctor | 24 | 372 | | 138 | 16 | 10 | 2 | 20% | 100 | 45 | 45% | 57 | 42 | 73% | 36 | 46 | 82 | 14 | 22 | 23 | 10 | 8 | 0 | 66 | 47 | 138 |
| Millera, Jordi | 17 | 200 | | 46 | 10 | 15 | 8 | 53% | 15 | 7 | 46% | 13 | 8 | 61% | 7 | 14 | 21 | 39 | 12 | 19 | 0 | 2 | 0 | 26 | 20 | 71 |
| Gómez, Manu | 22 | 193 | 4 | 54 | 12 | 0 | 0 | 0% | 34 | 23 | 67% | 16 | 8 | 50% | 19 | 23 | 42 | 1 | 4 | 15 | 2 | 4 | 3 | 46 | 15 | 34 |
| López Valera | 9 | 80 | 4 | 25 | 7 | 2 | 2 | 100% | 12 | 9 | 75% | 2 | 1 | 50% | 1 | 7 | 8 | 5 | 3 | 2 | 0 | 0 | 1 | 10 | 4 | 29 |
| Burke, Paul | 5 | 48 | | 3 | 3 | 5 | 1 | 20% | 1 | 0 | 0% | 0 | 0 | 0% | 1 | 2 | 3 | 6 | 3 | 0 | 0 | 0 | 0 | 8 | 4 | 6 |
| Cano, Fran | 1 | 6 | | 2 | 2 | 0 | 0 | 0% | 1 | 1 | 100% | 0 | 0 | 0% | 0 | 0 | 0 | 1 | 0 | 0 | 0 | 0 | 0 | 0 | 0 | 3 |
| Moncholi, A. | 1 | 4 | | 2 | 2 | 0 | 0 | 0% | 2 | 1 | 50% | 0 | 0 | 0% | 0 | 0 | 0 | 1 | 0 | 0 | 0 | 0 | 0 | 0 | 0 | 2 |
| Vargas, Sebas | 1 | 2 | | 2 | 2 | 0 | 0 | 0% | 2 | 1 | 50% | 0 | 0 | 0% | 1 | 0 | 1 | 0 | 0 | 0 | 0 | 0 | 0 | 0 | 0 | 2 |
| B Ambrassa, F. | 7 | 119 | 5 | 15 | 4 | 17 | 3 | 17% | 7 | 3 | 42% | 0 | 0 | 0% | 0 | 8 | 8 | 3 | 2 | 5 | 0 | 1 | 0 | 17 | 3 | -10 |
| B Williams, John | 1 | 11 | 1 | 0 | 0 | 0 | 0 | 0% | 1 | 0 | 0% | 0 | 0 | 0% | 0 | 4 | 4 | 1 | 0 | 3 | 1 | 1 | 0 | 1 | 0 | 0 |
| B Santana, Angel | 3 | 10 | | 5 | 5 | 1 | 1 | 100% | 2 | 1 | 50% | 0 | 0 | 0% | 0 | 1 | 1 | 3 | 1 | 0 | 0 | 1 | 0 | 1 | 0 | 7 |
| Datos de Equipo | 26 | | | 0 | | 0 | 0 | 0% | 0 | 0 | 0% | 0 | 0 | 0% | 32 | 61 | 93 | 0 | 18 | 15 | 0 | 0 | 0 | 3 | 5 | 98 |
| Totales | | 5200 | | 2102 | 105 | 488 | 190 | 38% | 1070 | 556 | 51% | 568 | 420 | 73% | 266 | 538 | 804 | 367 | 248 | 342 | 57 | 66 | 45 | 588 | 591 | 2213 |

F.C. BARCELONA

Estadísticas acumuladas hasta la Jornada 26

| | Par jug | Min jug | 5i | Puntos | | Tiros de 3 | | | Tiros de 2 | | Tiros libres | | | Rebotes | | | Asi efe | Balones | | Tapones | | Faltas | | | Val | |
|-----------------|---------|---------|----|--------|-----|------------|-----|------|------------|-----|--------------|-----|-----|---------|-----|-----|---------|---------|-----|---------|-----|--------|-----|-----|-----|------|
| | | | | Tot | Max | Int | Con | % | Int | Con | % | Int | Con | % | Ofe | Def | | Tot | Rec | Per | Fav | Con | Mat | Com | | Rec |
| Navarro, J.C. | 26 | 752 | 13 | 373 | 26 | 121 | 46 | 38% | 137 | 73 | 53% | 118 | 89 | 75% | 11 | 44 | 55 | 46 | 26 | 38 | 0 | 9 | 0 | 54 | 105 | 336 |
| Bodiroga, Dejan | 23 | 726 | 22 | 399 | 24 | 58 | 21 | 36% | 179 | 120 | 67% | 119 | 96 | 80% | 13 | 82 | 95 | 51 | 14 | 44 | 1 | 6 | 0 | 59 | 102 | 434 |
| Fucka, Gregor | 23 | 672 | 23 | 285 | 23 | 29 | 10 | 34% | 218 | 100 | 45% | 90 | 55 | 61% | 46 | 96 | 142 | 12 | 25 | 49 | 14 | 8 | 9 | 77 | 108 | 280 |
| Jasikevicius, s | 26 | 635 | 17 | 309 | 21 | 117 | 55 | 47% | 81 | 44 | 54% | 64 | 56 | 87% | 5 | 28 | 33 | 89 | 13 | 52 | 1 | 4 | 0 | 68 | 65 | 279 |
| De la Fuente, R | 23 | 585 | 12 | 180 | 17 | 64 | 22 | 34% | 87 | 45 | 51% | 32 | 24 | 75% | 23 | 59 | 82 | 22 | 15 | 16 | 6 | 4 | 0 | 50 | 30 | 173 |
| Dueñas, Roberto | 26 | 576 | 17 | 278 | 26 | 1 | 0 | 0% | 181 | 107 | 59% | 91 | 64 | 70% | 39 | 146 | 185 | 17 | 16 | 49 | 22 | 7 | 32 | 64 | 73 | 369 |
| Rodríguez, N. | 26 | 459 | 9 | 122 | 11 | 46 | 15 | 32% | 33 | 16 | 48% | 55 | 45 | 81% | 11 | 38 | 49 | 46 | 22 | 22 | 2 | 4 | 0 | 39 | 48 | 166 |
| Femerling, P. | 24 | 428 | 9 | 118 | 13 | 1 | 0 | 0% | 79 | 42 | 53% | 46 | 34 | 73% | 31 | 58 | 89 | 8 | 20 | 35 | 27 | 5 | 9 | 66 | 49 | 155 |
| Alzamora, Alf. | 25 | 267 | 2 | 57 | 8 | 3 | 1 | 33% | 49 | 21 | 42% | 23 | 12 | 52% | 19 | 35 | 54 | 12 | 10 | 13 | 4 | 3 | 0 | 47 | 21 | 54 |
| Bravo, César | 13 | 105 | 4 | 20 | 9 | 13 | 2 | 15% | 9 | 2 | 22% | 16 | 10 | 62% | 4 | 10 | 14 | 2 | 5 | 8 | 2 | 1 | 0 | 18 | 12 | 4 |
| Van de Hare, R. | 1 | 3 | | 2 | 2 | 0 | 0 | 0% | 2 | 1 | 50% | 1 | 0 | 0% | 1 | 0 | 1 | 0 | 0 | 0 | 0 | 0 | 0 | 1 | 2 | 2 |
| Martín, Nacho | 1 | 3 | | 3 | 3 | 1 | 1 | 100% | 1 | 0 | 0% | 0 | 0 | 0% | 0 | 1 | 1 | 0 | 0 | 0 | 0 | 0 | 0 | 1 | 0 | 2 |
| B Varejao, A. | 3 | 61 | 2 | 25 | 11 | 2 | 1 | 50% | 12 | 8 | 66% | 11 | 6 | 54% | 7 | 9 | 16 | 1 | 4 | 7 | 2 | 0 | 2 | 11 | 12 | 32 |
| Datos de Equipo | 26 | | | 0 | | 0 | 0 | 0% | 0 | 0 | 0% | 0 | 0 | 0% | 23 | 58 | 81 | 0 | 10 | 12 | 0 | 0 | 0 | 1 | 9 | 87 |
| Totales | | 5275 | | 2171 | 108 | 456 | 174 | 38% | 1068 | 579 | 54% | 666 | 491 | 73% | 233 | 664 | 897 | 306 | 180 | 345 | 81 | 51 | 52 | 556 | 636 | 2373 |

TAU CERAMICA

Estadísticas acumuladas hasta la Jornada 26

| | Par jug | Min jug | 5i | Puntos | | Tiros de 3 | | | Tiros de 2 | | Tiros libres | | | Rebotes | | | Asi efe | Balones | | Tapones | | Faltas | | | Val | | |
|------------------|---------|---------|----|--------|-----|------------|-----|-----|------------|-----|--------------|-----|-----|---------|-----|-----|---------|---------|-----|---------|-----|--------|-----|-----|-----|-----|----|
| | | | | Tot | Max | Int | Con | % | Int | Con | % | Int | Con | % | Ofe | Def | | Tot | Rec | Per | Fav | Con | Mat | Com | | Rec | |
| Nocioni, Andrés | 26 | 846 | 21 | 458 | 31 | 113 | 40 | 35% | 242 | 123 | 50% | 121 | 92 | 76% | 48 | 135 | 183 | 42 | 20 | 62 | 30 | 16 | 14 | 85 | 115 | 464 | |
| Foirest, L. | 23 | 600 | 17 | 238 | 25 | 104 | 39 | 37% | 99 | 45 | 45% | 39 | 31 | 79% | 12 | 52 | 64 | 34 | 17 | 31 | 4 | 5 | 1 | 62 | 53 | 185 | |
| Scola, Luis | 20 | 597 | 15 | 317 | 29 | 1 | 0 | 0% | 237 | 135 | 56% | 81 | 47 | 58% | 42 | 90 | 132 | 36 | 32 | 52 | 6 | 14 | 7 | 81 | 74 | 313 | |
| Palladino, L. | 22 | 529 | 11 | 196 | 20 | 104 | 44 | 42% | 52 | 21 | 40% | 23 | 22 | 95% | 10 | 32 | 42 | 17 | 22 | 14 | 2 | 2 | 0 | 46 | 30 | 155 | |
| Griffith, R. | 18 | 465 | 15 | 139 | 23 | 1 | 0 | 0% | 108 | 58 | 53% | 44 | 23 | 52% | 42 | 64 | 106 | 19 | 13 | 30 | 26 | 6 | 11 | 64 | 48 | 179 | |
| Calderón, J.M. | 24 | 389 | 4 | 129 | 20 | 30 | 13 | 43% | 54 | 24 | 44% | 50 | 42 | 84% | 11 | 17 | 28 | 30 | 24 | 32 | 2 | 4 | 1 | 36 | 50 | 136 | |
| Gadou, Thierry | 14 | 245 | 4 | 52 | 15 | 7 | 1 | 14% | 29 | 18 | 62% | 17 | 13 | 76% | 13 | 20 | 33 | 17 | 11 | 16 | 1 | 0 | 0 | 34 | 14 | 57 | |
| Vidal, Sergi | 16 | 216 | 4 | 70 | 14 | 15 | 4 | 26% | 35 | 20 | 57% | 21 | 18 | 85% | 6 | 18 | 24 | 14 | 16 | 14 | 0 | 0 | 1 | 21 | 26 | 86 | |
| wolkowyski, R. | 6 | 113 | 5 | 41 | 18 | 12 | 2 | 16% | 25 | 14 | 56% | 9 | 7 | 77% | 10 | 11 | 21 | 3 | 4 | 8 | 2 | 3 | 0 | 18 | 8 | 27 | |
| Hernández, E. | 4 | 8 | | 2 | 2 | 0 | 0 | 0% | 2 | 1 | 50% | 0 | 0 | 0% | 0 | 0 | 0 | 0 | 0 | 0 | 0 | 0 | 0 | 3 | 0 | -2 | |
| B Allen, Jerome | 19 | 628 | 16 | 238 | 23 | 65 | 19 | 29% | 111 | 62 | 55% | 79 | 57 | 72% | 8 | 54 | 62 | 69 | 23 | 32 | 4 | 10 | 3 | 30 | 84 | 291 | |
| B Bennett, Elmer | 6 | 187 | 6 | 79 | 20 | 31 | 10 | 32% | 37 | 18 | 48% | 19 | 13 | 68% | 7 | 13 | 20 | 29 | 6 | 12 | 2 | 3 | 0 | 0 | 14 | 18 | 79 |
| B Mottola, Hanno | 9 | 184 | 2 | 76 | 15 | 27 | 10 | 37% | 31 | 13 | 41% | 22 | 20 | 90% | 12 | 16 | 28 | 9 | 7 | 15 | 4 | 6 | 1 | 36 | 16 | 46 | |
| B Phillips, Bill | 7 | 146 | 6 | 42 | 20 | 9 | 0 | 0% | 27 | 17 | 62% | 10 | 8 | 80% | 8 | 24 | 32 | 1 | 3 | 10 | 3 | 2 | 0 | 18 | 9 | 39 | |
| B Sims, Lewis | 3 | 70 | 2 | 22 | 15 | 6 | 1 | 16% | 23 | 9 | 39% | 2 | 1 | 50% | 0 | 10 | 10 | 2 | 3 | 3 | 0 | 0 | 0 | 9 | 3 | 8 | |
| B Bilba, Jim | 3 | 52 | 2 | 5 | 3 | 0 | 0 | 0% | 6 | 1 | 16% | 4 | 3 | 75% | 4 | 1 | 5 | 1 | 1 | 1 | 1 | 1 | 0 | 6 | 4 | 3 | |
| Datos de Equipo | 26 | | | 0 | | 0 | 0</ | | | | | | | | | | | | | | | | | | | | |

SERVICIO DE ESTADISTICAS ACB

CACERES C.B.

Estadísticas acumuladas hasta la Jornada 26

| | Par | Min | Puntos | | Tiros de 3 | | | Tiros de 2 | | | Tiros libres | | | Rebotes | | | Asi | Balones | | Taponos | | Faltas | | Val | | |
|-----------------|-----|------|--------|------|------------|-----|-----|------------|------|-----|--------------|-----|-----|---------|-----|-----|-----|---------|-----|---------|-----|--------|-----|-----|-----|------|
| | | | jug | jug | 5i | Tot | Max | Int | Con | % | Int | Con | % | Int | Con | % | | Ofe | Def | Tot | efe | Rec | Per | | Fav | Con |
| Beechum, Hurl | 26 | 768 | 25 | 354 | 33 | 190 | 71 | 37% | 102 | 48 | 47% | 57 | 45 | 78% | 8 | 59 | 67 | 32 | 31 | 36 | 2 | 6 | 3 | 65 | 54 | 248 |
| López, Ferran | 25 | 753 | 21 | 226 | 19 | 76 | 23 | 30% | 130 | 53 | 40% | 77 | 51 | 66% | 18 | 46 | 64 | 98 | 26 | 59 | 0 | 11 | 0 | 65 | 85 | 208 |
| García, Dani | 25 | 572 | 9 | 202 | 17 | 63 | 22 | 34% | 122 | 58 | 47% | 34 | 20 | 58% | 30 | 67 | 97 | 35 | 17 | 33 | 29 | 6 | 10 | 70 | 35 | 187 |
| Hansen, Mike | 24 | 455 | 6 | 131 | 17 | 66 | 29 | 43% | 29 | 17 | 58% | 14 | 10 | 71% | 4 | 24 | 28 | 30 | 12 | 19 | 0 | 2 | 0 | 35 | 23 | 115 |
| Eslava, Ariel | 26 | 420 | 8 | 84 | 10 | 5 | 0 | 0% | 83 | 37 | 44% | 28 | 10 | 35% | 29 | 59 | 88 | 28 | 18 | 33 | 3 | 6 | 3 | 54 | 28 | 87 |
| Lleal, Joffre | 25 | 414 | 6 | 169 | 24 | 45 | 16 | 35% | 51 | 23 | 45% | 86 | 75 | 87% | 5 | 28 | 33 | 23 | 14 | 29 | 0 | 8 | 0 | 43 | 73 | 164 |
| Thompson, Kevin | 11 | 340 | 10 | 189 | 25 | 0 | 0 | 0% | 133 | 80 | 60% | 53 | 29 | 54% | 54 | 51 | 105 | 9 | 6 | 19 | 9 | 8 | 3 | 31 | 45 | 228 |
| Orenga, J.A. | 17 | 224 | 4 | 95 | 15 | 2 | 1 | 50% | 67 | 34 | 50% | 31 | 24 | 77% | 14 | 33 | 47 | 9 | 10 | 15 | 1 | 4 | 0 | 47 | 26 | 81 |
| Muoneke, Gabe | 8 | 215 | 7 | 104 | 26 | 14 | 3 | 21% | 75 | 34 | 45% | 38 | 27 | 71% | 10 | 21 | 31 | 18 | 5 | 24 | 2 | 1 | 9 | 28 | 31 | 75 |
| Sanguino, Juan | 1 | 2 | | 0 | 0 | 0 | 0 | 0% | 0 | 0 | 0% | 0 | 0 | 0% | 0 | 0 | 0 | 0 | 0 | 1 | 0 | 0 | 0 | 0 | 0 | -1 |
| B Thomas, Deon | 15 | 409 | 14 | 230 | 30 | 12 | 4 | 33% | 151 | 83 | 54% | 73 | 52 | 71% | 23 | 62 | 85 | 15 | 10 | 29 | 7 | 10 | 4 | 55 | 64 | 220 |
| B Petrovic, V. | 19 | 401 | 12 | 165 | 18 | 26 | 7 | 26% | 114 | 62 | 54% | 29 | 20 | 68% | 28 | 40 | 68 | 29 | 26 | 29 | 3 | 9 | 8 | 53 | 34 | 154 |
| B Martin, Bobby | 12 | 226 | 8 | 83 | 14 | 0 | 0 | 0% | 63 | 31 | 49% | 41 | 21 | 51% | 24 | 34 | 58 | 5 | 6 | 22 | 0 | 12 | 6 | 38 | 42 | 70 |
| Datos de Equipo | 26 | | | 0 | | 0 | 0 | 0% | 0 | 0 | 0% | 0 | 0 | 0% | 33 | 51 | 84 | 0 | 8 | 11 | 0 | 0 | 0 | 2 | 7 | 86 |
| Totales | | 5200 | | 2032 | 97 | 499 | 176 | 35% | 1120 | 560 | 50% | 561 | 384 | 68% | 280 | 575 | 855 | 331 | 189 | 359 | 56 | 83 | 46 | 586 | 547 | 1922 |

AUNA

Estadísticas acumuladas hasta la Jornada 26

| | Par | Min | Puntos | | Tiros de 3 | | | Tiros de 2 | | | Tiros libres | | | Rebotes | | | Asi | Balones | | Taponos | | Faltas | | Val | | |
|-----------------|-----|------|--------|------|------------|-----|-----|------------|------|-----|--------------|-----|-----|---------|-----|-----|-----|---------|-----|---------|-----|--------|-----|-----|-----|------|
| | | | jug | jug | 5i | Tot | Max | Int | Con | % | Int | Con | % | Int | Con | % | | Ofe | Def | Tot | efe | Rec | Per | | Fav | Con |
| Lewis, Larry | 26 | 834 | 26 | 480 | 29 | 16 | 4 | 25% | 370 | 186 | 50% | 142 | 96 | 67% | 64 | 139 | 203 | 44 | 42 | 62 | 16 | 29 | 10 | 78 | 136 | 510 |
| Eley, Bud | 26 | 720 | 26 | 427 | 24 | 2 | 1 | 50% | 283 | 174 | 61% | 131 | 76 | 58% | 65 | 141 | 206 | 20 | 29 | 54 | 32 | 9 | 14 | 104 | 116 | 498 |
| Larrañaga, Jay | 26 | 655 | 24 | 253 | 25 | 135 | 55 | 40% | 68 | 33 | 48% | 29 | 22 | 75% | 19 | 61 | 80 | 28 | 26 | 33 | 0 | 4 | 0 | 66 | 40 | 202 |
| Martínez, G. | 26 | 641 | 23 | 204 | 16 | 83 | 32 | 38% | 93 | 40 | 43% | 40 | 28 | 70% | 7 | 27 | 34 | 104 | 23 | 42 | 0 | 4 | 0 | 52 | 56 | 207 |
| Klein, Jason | 26 | 598 | 12 | 216 | 25 | 122 | 53 | 43% | 58 | 24 | 41% | 14 | 9 | 64% | 12 | 36 | 48 | 16 | 19 | 14 | 2 | 4 | 4 | 68 | 13 | 120 |
| Guerra, Roberto | 26 | 534 | 2 | 188 | 23 | 55 | 18 | 32% | 85 | 44 | 51% | 73 | 46 | 63% | 14 | 40 | 54 | 25 | 20 | 26 | 9 | 11 | 9 | 55 | 69 | 168 |
| Brabender, D. | 26 | 425 | 3 | 138 | 15 | 61 | 24 | 39% | 23 | 14 | 60% | 44 | 38 | 86% | 7 | 22 | 29 | 65 | 20 | 32 | 0 | 2 | 0 | 70 | 41 | 137 |
| Moran, Jim | 24 | 312 | 14 | 67 | 12 | 47 | 17 | 36% | 11 | 6 | 54% | 5 | 4 | 80% | 7 | 24 | 31 | 13 | 11 | 3 | 6 | 0 | 2 | 49 | 5 | 45 |
| Montas, Alexis | 23 | 196 | | 58 | 9 | 0 | 0 | 0% | 48 | 24 | 50% | 18 | 10 | 55% | 22 | 31 | 53 | 5 | 4 | 8 | 3 | 7 | 6 | 20 | 16 | 72 |
| Guillén, R. | 7 | 96 | 7 | 30 | 8 | 9 | 2 | 22% | 17 | 9 | 52% | 9 | 6 | 66% | 7 | 13 | 20 | 6 | 2 | 6 | 2 | 2 | 0 | 13 | 9 | 30 |
| B De Pol, A. | 11 | 150 | | 47 | 8 | 11 | 0 | 0% | 30 | 15 | 50% | 20 | 17 | 85% | 7 | 21 | 28 | 6 | 7 | 8 | 3 | 0 | 2 | 20 | 23 | 57 |
| B Murcia, Fran | 8 | 87 | | 52 | 14 | 21 | 9 | 42% | 14 | 6 | 42% | 15 | 13 | 86% | 5 | 10 | 15 | 7 | 0 | 5 | 1 | 0 | 0 | 9 | 15 | 54 |
| Datos de Equipo | 26 | | | 0 | | 0 | 0 | 0% | 0 | 0 | 0% | 0 | 0 | 0% | 31 | 58 | 89 | 0 | 9 | 13 | 0 | 0 | 0 | 2 | 10 | 93 |
| Totales | | 5250 | | 2160 | 104 | 562 | 215 | 38% | 1100 | 575 | 52% | 540 | 365 | 67% | 267 | 623 | 890 | 339 | 212 | 306 | 74 | 72 | 47 | 606 | 549 | 2193 |

ADECCO ESTUDIANTES

Estadísticas acumuladas hasta la Jornada 26

| | Par | Min | Puntos | | Tiros de 3 | | | Tiros de 2 | | | Tiros libres | | | Rebotes | | | Asi | Balones | | Taponos | | Faltas | | Val | | |
|------------------|-----|------|--------|------|------------|-----|-----|------------|------|-----|--------------|-----|-----|---------|-----|-----|------|---------|-----|---------|-----|--------|-----|-----|-----|------|
| | | | jug | jug | 5i | Tot | Max | Int | Con | % | Int | Con | % | Int | Con | % | | Ofe | Def | Tot | efe | Rec | Per | | Fav | Con |
| Reyes, Felipe | 26 | 824 | 25 | 447 | 34 | 1 | 0 | 0% | 324 | 172 | 53% | 170 | 103 | 60% | 139 | 145 | 284 | 30 | 51 | 60 | 14 | 20 | 39 | 86 | 158 | 598 |
| Jiménez, Carlos | 25 | 779 | 25 | 304 | 18 | 61 | 24 | 39% | 152 | 76 | 50% | 96 | 80 | 83% | 43 | 119 | 162 | 54 | 40 | 33 | 18 | 5 | 17 | 58 | 102 | 455 |
| Loncar, Nikola | 26 | 648 | 10 | 225 | 21 | 112 | 42 | 37% | 81 | 35 | 43% | 35 | 29 | 82% | 8 | 32 | 40 | 26 | 25 | 33 | 4 | 3 | 1 | 50 | 24 | 136 |
| Azofra, Nacho | 26 | 608 | 16 | 168 | 14 | 104 | 27 | 25% | 65 | 30 | 46% | 33 | 27 | 81% | 17 | 41 | 58 | 98 | 31 | 47 | 0 | 4 | 0 | 96 | 50 | 140 |
| Brewer, Corey | 24 | 536 | 10 | 341 | 37 | 150 | 50 | 33% | 110 | 54 | 49% | 106 | 83 | 78% | 22 | 32 | 54 | 35 | 43 | 40 | 3 | 9 | 6 | 60 | 103 | 291 |
| Keefe, Adam | 18 | 401 | 11 | 99 | 11 | 5 | 2 | 40% | 82 | 39 | 47% | 17 | 15 | 88% | 34 | 56 | 90 | 13 | 20 | 13 | 3 | 7 | 8 | 36 | 28 | 149 |
| Jasen, Hernán | 22 | 390 | 16 | 170 | 19 | 55 | 18 | 32% | 88 | 45 | 51% | 46 | 26 | 56% | 19 | 42 | 61 | 32 | 36 | 26 | 10 | 4 | 6 | 50 | 43 | 172 |
| Gabriel, Germán | 25 | 368 | 5 | 190 | 26 | 33 | 6 | 18% | 126 | 61 | 48% | 62 | 50 | 80% | 33 | 46 | 79 | 7 | 7 | 20 | 7 | 8 | 2 | 41 | 46 | 163 |
| Vidaurreta, R. | 20 | 232 | 11 | 61 | 6 | 1 | 0 | 0% | 60 | 23 | 38% | 30 | 15 | 50% | 22 | 21 | 43 | 0 | 9 | 17 | 2 | 8 | 1 | 56 | 23 | 4 |
| Iturbe, Iker | 18 | 212 | | 86 | 20 | 35 | 13 | 37% | 27 | 13 | 48% | 21 | 21 | 100% | 11 | 19 | 30 | 17 | 7 | 5 | 3 | 1 | 0 | 23 | 22 | 100 |
| Miso, Andrés | 19 | 166 | 1 | 51 | 10 | 23 | 5 | 21% | 29 | 9 | 31% | 28 | 18 | 64% | 10 | 10 | 20 | 12 | 9 | 10 | 0 | 3 | 0 | 26 | 27 | 32 |
| Martín, Jan | 2 | 6 | | 0 | 0 | 0 | 0 | 0% | 4 | 0 | 0% | 0 | 0 | 0% | 0 | 0 | 0 | 0 | 0 | 0 | 0 | 0 | 0 | 1 | 0 | -5 |
| B Sallier, Bryan | 5 | 79 | | 28 | 6 | 7 | 1 | 14% | 20 | 10 | 50% | 8 | 5 | 62% | 2 | 6 | 8 | 1 | 2 | 9 | 0 | 0 | 0 | 16 | 5 | 0 |
| Datos de Equipo | 26 | | | 0 | | 0 | 0 | 0% | 0 | 0 | 0% | 0 | 0 | 0% | 28 | 65 | 93 | 0 | 17 | 7 | 0 | 0 | 0 | 0 | 7 | 110 |
| Totales | | 5250 | | 2170 | 112 | 587 | 188 | 32% | 1168 | 567 | 48% | 652 | 472 | 72% | 388 | 634 | 1022 | 325 | 297 | 320 | 64 | 72 | 80 | 599 | 638 | 2345 |

JABONES PARDO FUENLABRADA

Estadísticas acumuladas hasta la Jornada 26

| | Par | Min | Puntos | | Tiros de 3 | | | Tiros de 2 | | | Tiros libres | | | Rebotes | | | Asi | Balones | | Taponos | | Faltas | | Val | | |
|---------------|-----|-----|--------|-----|------------|-----|-----|------------|-----|-----|--------------|-----|-----|---------|-----|-----|-----|---------|-----|---------|-----|--------|-----|-----|-----|-----|
| | | | jug | jug | 5i | Tot | Max | Int | Con | % | Int | Con | % | Int | Con | % | | Ofe | Def | Tot | efe | Rec | Per | | Fav | Con |
| Solana, F. | 26 | 952 | 26 | 448 | 34 | 144 | 41 | 28% | 156 | 84 | 53% | 182 | 157 | 86% | 15 | 68 | 83 | 100 | 41 | 95 | 2 | 16 | 0 | 91 | 146 | 418 |
| Herrmann, w. | 23 | 867 | 23 | 502 | 31 | 104 | 37 | 35% | 272 | 142 | 52% | 137 | 107 | 78% | 77 | 148 | 225 | 14 | 19 | 35 | 4 | 20 | 18 | 28 | 114 | 568 |
| Hernández, B. | 26 | 851 | 26 | 189 | 24 | 115 | 33 | 28% | 75 | 33 | 44% | 38 | 24 | 63% | 18 | 54 | 72 | 92 | 36 | 57 | 0 | 10 | 0 | 68 | 54 | 17 |

SERVICIO DE ESTADISTICAS ACB

CASADEMONT GIRONA

Estadísticas acumuladas hasta la Jornada 26

| | Par jug | Min jug | 5i jug | Puntos | | Tiros de 3 | | | Tiros de 2 | | | Tiros libres | | | Rebotes | | | Asi efe | Balones | | Tapones | | Faltas | | Val | | |
|-----------------|------------|------------|-----------|--------|-----|------------|-----|-----|------------|-----|-----|--------------|-----|------|---------|-----|-----|------------|---------|-----|---------|-----|--------|-----|-----|-----|--|
| | | | | Tot | Max | Int | Con | % | Int | Con | % | Int | Con | % | Ofe | Def | Tot | | Rec | Per | Fav | Con | Mat | Com | | Rec | |
| Johnson, Sydney | 25 | 827 | 24 | 190 | 17 | 67 | 20 | 29% | 66 | 34 | 51% | 96 | 62 | 64% | 10 | 53 | 63 | 74 | 36 | 47 | 3 | 5 | 0 | 59 | 104 | 246 | |
| Ellis, Tyrone | 26 | 813 | 25 | 331 | 21 | 139 | 45 | 32% | 142 | 71 | 50% | 69 | 54 | 78% | 14 | 25 | 39 | 38 | 28 | 55 | 6 | 8 | 16 | 87 | 93 | 205 | |
| Phillip, Darren | 26 | 787 | 26 | 343 | 23 | 10 | 6 | 60% | 240 | 118 | 49% | 138 | 89 | 64% | 77 | 127 | 204 | 21 | 31 | 60 | 16 | 21 | 9 | 73 | 122 | 408 | |
| Struelens, Eric | 26 | 780 | 26 | 337 | 25 | 37 | 14 | 37% | 216 | 117 | 54% | 72 | 61 | 84% | 62 | 131 | 193 | 38 | 26 | 45 | 32 | 6 | 19 | 89 | 55 | 408 | |
| Capdevila, Pere | 22 | 353 | 6 | 97 | 13 | 62 | 21 | 33% | 22 | 10 | 45% | 21 | 14 | 66% | 3 | 22 | 25 | 8 | 13 | 19 | 0 | 1 | 0 | 32 | 30 | 61 | |
| Moraga, Quique | 24 | 320 | | 132 | 20 | 5 | 3 | 60% | 74 | 45 | 60% | 44 | 33 | 75% | 22 | 39 | 61 | 7 | 12 | 38 | 8 | 3 | 6 | 55 | 43 | 125 | |
| Trias, Jordi | 15 | 208 | 2 | 87 | 15 | 10 | 4 | 40% | 56 | 30 | 53% | 21 | 15 | 71% | 18 | 37 | 55 | 6 | 7 | 13 | 11 | 1 | 7 | 13 | 16 | 117 | |
| Vallmajó, X. | 21 | 199 | 2 | 49 | 16 | 18 | 6 | 33% | 33 | 14 | 42% | 5 | 3 | 60% | 0 | 14 | 14 | 23 | 8 | 31 | 1 | 2 | 0 | 11 | 14 | 32 | |
| Fernández, Xavi | 16 | 176 | | 74 | 14 | 25 | 11 | 44% | 20 | 15 | 75% | 16 | 11 | 68% | 4 | 12 | 16 | 14 | 8 | 10 | 0 | 2 | 0 | 22 | 21 | 75 | |
| Espinosa, Toni | 14 | 96 | | 17 | 6 | 2 | 0 | 0% | 13 | 6 | 46% | 10 | 5 | 50% | 7 | 13 | 20 | 0 | 5 | 4 | 0 | 1 | 0 | 9 | 8 | 22 | |
| Panko, Andy | 1 | 37 | 1 | 18 | 18 | 5 | 2 | 40% | 9 | 4 | 44% | 6 | 4 | 66% | 0 | 1 | 1 | 2 | 0 | 4 | 0 | 2 | 0 | 3 | 5 | 7 | |
| B Mrsic, veljko | 18 | 609 | 17 | 262 | 28 | 59 | 15 | 25% | 145 | 64 | 44% | 119 | 89 | 74% | 31 | 53 | 84 | 50 | 20 | 40 | 3 | 11 | 0 | 33 | 108 | 288 | |
| B Edwards, Bill | 3 | 44 | 1 | 18 | 14 | 6 | 2 | 33% | 11 | 4 | 36% | 4 | 4 | 100% | 1 | 4 | 5 | 1 | 1 | 1 | 1 | 1 | 0 | 5 | 5 | 13 | |
| Datos de Equipo | 26 | | | 0 | | 0 | 0 | 0% | 0 | 0 | 0% | 0 | 0 | 0% | 35 | 58 | 93 | 0 | 8 | 21 | 0 | 0 | 0 | 1 | 4 | 83 | |
| Totales | | 5250 | | 1955 | 100 | 445 | 149 | 33% | 1047 | 532 | 50% | 621 | 444 | 71% | 284 | 589 | 873 | 282 | 203 | | | | | | | | |

C.B. GRANADA

Estadísticas acumuladas hasta la Jornada 26

| | Par jug | Min jug | 5i jug | Puntos | | Tiros de 3 | | | Tiros de 2 | | | Tiros libres | | | Rebotes | | | Asi efe | Balones | | Tapones | | Faltas | | Val | |
|-----------------|------------|------------|-----------|--------|-----|------------|-----|-----|------------|-----|-----|--------------|-----|-----|---------|-----|-----|------------|---------|-----|---------|-----|--------|-----|-----|------|
| | | | | Tot | Max | Int | Con | % | Int | Con | % | Int | Con | % | Ofe | Def | Tot | | Rec | Per | Fav | Con | Mat | Com | | Rec |
| wright, Michael | 26 | 830 | 26 | 407 | 30 | 5 | 1 | 20% | 285 | 142 | 49% | 165 | 120 | 72% | 84 | 113 | 197 | 4 | 29 | 77 | 13 | 30 | 6 | 66 | 135 | 420 |
| Sigalas, G. | 24 | 665 | 20 | 225 | 23 | 77 | 22 | 28% | 138 | 51 | 36% | 78 | 57 | 73% | 20 | 78 | 98 | 56 | 32 | 47 | 6 | 8 | 1 | 91 | 66 | 174 |
| Ordín, Nacho | 26 | 658 | 11 | 250 | 19 | 97 | 32 | 32% | 102 | 52 | 50% | 56 | 50 | 89% | 16 | 31 | 47 | 42 | 28 | 38 | 0 | 10 | 0 | 58 | 48 | 188 |
| Romero, Daniel | 25 | 449 | 14 | 83 | 9 | 26 | 5 | 19% | 49 | 26 | 53% | 24 | 16 | 66% | 12 | 20 | 32 | 17 | 28 | 11 | 0 | 1 | 0 | 68 | 49 | 77 |
| Ward, Jerod | 15 | 446 | 14 | 237 | 29 | 105 | 32 | 30% | 130 | 50 | 38% | 54 | 41 | 75% | 16 | 34 | 50 | 12 | 12 | 29 | 10 | 14 | 5 | 45 | 44 | 111 |
| Liñán, Juan C. | 25 | 369 | 3 | 126 | 15 | 55 | 14 | 25% | 45 | 30 | 66% | 32 | 24 | 75% | 19 | 23 | 42 | 24 | 32 | 17 | 1 | 2 | 0 | 52 | 41 | 131 |
| Serrano, E. | 18 | 354 | 15 | 114 | 12 | 22 | 6 | 27% | 78 | 38 | 48% | 29 | 20 | 68% | 4 | 30 | 34 | 31 | 27 | 34 | 0 | 11 | 0 | 52 | 49 | 93 |
| Manzano, Héctor | 21 | 241 | 6 | 86 | 17 | 36 | 9 | 25% | 39 | 20 | 51% | 26 | 19 | 73% | 11 | 21 | 32 | 10 | 6 | 10 | 2 | 8 | 0 | 26 | 22 | 61 |
| Guardia, Salva | 9 | 217 | 3 | 103 | 22 | 28 | 9 | 32% | 52 | 25 | 48% | 30 | 26 | 86% | 21 | 35 | 56 | 8 | 9 | 14 | 1 | 3 | 0 | 18 | 30 | 122 |
| Phillips, Bill | 8 | 175 | 6 | 61 | 17 | 19 | 5 | 26% | 31 | 18 | 58% | 12 | 10 | 83% | 11 | 25 | 36 | 4 | 8 | 7 | 1 | 2 | 3 | 14 | 10 | 68 |
| Mesa, David | 18 | 140 | | 45 | 8 | 11 | 4 | 36% | 22 | 12 | 54% | 15 | 9 | 60% | 11 | 16 | 27 | 4 | 7 | 5 | 0 | 1 | 0 | 25 | 14 | 43 |
| Doblas, David | 13 | 95 | 1 | 45 | 13 | 0 | 0 | 0% | 30 | 17 | 56% | 15 | 11 | 73% | 10 | 10 | 20 | 1 | 3 | 8 | 1 | 3 | 2 | 25 | 14 | 31 |
| Castro, Jesús | 1 | 1 | | 0 | 0 | 0 | 0 | 0% | 1 | 0 | 0% | 0 | 0 | 0% | 0 | 1 | 1 | 0 | 0 | 0 | 0 | 0 | 0 | 1 | 0 | -1 |
| B Guillén, R. | 11 | 242 | 7 | 90 | 12 | 16 | 5 | 31% | 59 | 27 | 45% | 26 | 21 | 80% | 13 | 46 | 59 | 6 | 7 | 11 | 10 | 2 | 0 | 29 | 26 | 108 |
| B Smith, Jabari | 7 | 161 | 4 | 58 | 13 | 14 | 1 | 7% | 44 | 19 | 43% | 23 | 17 | 73% | 12 | 17 | 29 | 6 | 5 | 9 | 10 | 3 | 2 | 19 | 22 | 55 |
| B Zig, Thierry | 9 | 118 | 1 | 46 | 12 | 26 | 9 | 34% | 20 | 9 | 45% | 2 | 1 | 50% | 3 | 6 | 9 | 8 | 3 | 11 | 0 | 1 | 0 | 17 | 7 | 15 |
| B Mazique, M.C. | 3 | 39 | | 3 | 3 | 4 | 0 | 0% | 9 | 1 | 11% | 2 | 1 | 50% | 1 | 10 | 11 | 0 | 0 | 2 | 3 | 0 | 0 | 4 | 2 | 0 |
| Datos de Equipo | 26 | | | 0 | | 0 | 0 | 0% | 0 | 0 | 0% | 0 | 0 | 0% | 36 | 41 | 77 | 0 | 20 | 4 | 0 | 0 | 0 | 2 | 5 | 96 |
| Totales | | 5200 | | 1979 | 93 | 541 | 154 | 28% | 1134 | 537 | 47% | 589 | 443 | 75% | 300 | 557 | 857 | 233 | 256 | 334 | 58 | 99 | 19 | 612 | 584 | 1792 |

DKV JOVENTUT

Estadísticas acumuladas hasta la Jornada 26

| | Par jug | Min jug | 5i jug | Puntos | | Tiros de 3 | | | Tiros de 2 | | | Tiros libres | | | Rebotes | | | Asi efe | Balones | | Tapones | | Faltas | | Val | |
|-----------------|------------|------------|-----------|--------|-----|------------|-----|-----|------------|-----|-----|--------------|-----|-----|---------|-----|-----|------------|---------|-----|---------|-----|--------|-----|-----|------|
| | | | | Tot | Max | Int | Con | % | Int | Con | % | Int | Con | % | Ofe | Def | Tot | | Rec | Per | Fav | Con | Mat | Com | | Rec |
| Marco, Carles | 26 | 765 | 24 | 287 | 27 | 125 | 53 | 42% | 91 | 42 | 46% | 49 | 44 | 89% | 19 | 65 | 84 | 154 | 33 | 63 | 0 | 9 | 0 | 66 | 66 | 360 |
| Tabak, Zan | 23 | 743 | 22 | 303 | 21 | 1 | 0 | 0% | 210 | 134 | 63% | 86 | 35 | 40% | 64 | 112 | 176 | 45 | 14 | 54 | 18 | 7 | 25 | 83 | 95 | 379 |
| Vázquez, Paco | 26 | 718 | 22 | 297 | 25 | 153 | 61 | 39% | 60 | 30 | 50% | 59 | 54 | 91% | 5 | 47 | 52 | 32 | 25 | 46 | 0 | 4 | 1 | 85 | 75 | 219 |
| Radulovic, N. | 26 | 662 | 21 | 271 | 27 | 96 | 38 | 39% | 111 | 52 | 46% | 61 | 53 | 86% | 29 | 101 | 130 | 27 | 42 | 52 | 11 | 9 | 3 | 81 | 65 | 279 |
| Bueno, Antonio | 26 | 565 | 6 | 244 | 21 | 2 | 0 | 0% | 165 | 96 | 58% | 68 | 52 | 76% | 48 | 64 | 112 | 6 | 14 | 34 | 14 | 4 | 20 | 72 | 59 | 252 |
| Espil, Juan | 26 | 559 | 4 | 250 | 26 | 134 | 41 | 30% | 79 | 32 | 40% | 71 | 63 | 88% | 4 | 46 | 50 | 34 | 14 | 32 | 1 | 8 | 0 | 67 | 71 | 165 |
| Jofresa, Rafa | 25 | 310 | 2 | 111 | 12 | 35 | 13 | 37% | 28 | 11 | 39% | 66 | 50 | 75% | 7 | 24 | 31 | 37 | 11 | 24 | 0 | 3 | 0 | 25 | 47 | 130 |
| Drame, Souley | 23 | 229 | 5 | 58 | 10 | 11 | 3 | 27% | 32 | 18 | 56% | 16 | 13 | 81% | 14 | 14 | 28 | 4 | 6 | 10 | 2 | 4 | 0 | 38 | 18 | 39 |
| Hamilton, Z. | 5 | 109 | 4 | 44 | 11 | 1 | 0 | 0% | 37 | 18 | 48% | 13 | 8 | 61% | 10 | 16 | 26 | 3 | 2 | 10 | 3 | 3 | 5 | 13 | 14 | 41 |
| Labeyrie, Mehdi | 10 | 53 | 2 | 17 | 7 | 1 | 0 | 0% | 17 | 7 | 41% | 4 | 3 | 75% | 4 | 2 | 6 | 1 | 0 | 3 | 0 | 3 | 0 | 6 | 4 | 4 |
| B Baston, Maceo | 16 | 478 | 16 | 253 | 26 | 8 | 4 | 50% | 158 | 99 | 62% | 65 | 43 | 66% | 28 | 80 | 108 | 10 | 12 | 39 | 32 | 7 | 46 | 56 | 67 | 295 |
| B Fuller, Todd | 3 | 66 | 1 | 11 | 5 | 1 | 0 | 0% | 12 | 5 | 41% | 2 | 1 | 50% | 3 | 8 | 11 | 0 | 2 | 6 | 0 | 0 | 0 | 7 | 6 | 8 |
| B Shirley, Paul | 2 | 43 | 1 | 14 | 10 | 1 | 0 | 0% | 9 | 5 | 55% | 8 | 4 | 50% | 2 | 4 | 6 | 0 | 0 | 3 | 0 | 0 | 0 | 4 | 5 | 9 |
| Datos de Equipo | 26 | | | 0 | | 0 | 0 | 0% | 0 | 0 | 0% | 0 | 0 | 0% | 25 | 66 | 91 | 0 | 11 | 11 | 0 | 0 | 0 | 2 | 5 | 94 |
| Totales | | 5300 | | 2160 | 115 | 569 | 213 | 37% | 1009 | 549 | 54% | 568 | 423 | 74% | 262 | 649 | 911 | 353 | 186 | 387 | 81 | 61 | 100 | 605 | 597 | 2274 |



Patrocinador Oficial AllStar

SERVICIO DE ESTADISTICAS ACB

CAPRABO LLEIDA

Estadísticas acumuladas hasta la Jornada 26

| | Par jug | Min jug | Puntos | | Tiros de 3 | | | Tiros de 2 | | | Tiros libres | | | Rebotes | | | Asi efe | Balones | | Tapones | | Faltas | | | Val | |
|-----------------|---------|---------|--------|------|------------|-----|-----|------------|------|-----|--------------|-----|-----|---------|-----|-----|---------|---------|-----|---------|-----|--------|-----|-----|-----|------|
| | | | 5i | Tot | Max | Int | Con | % | Int | Con | % | Int | Con | % | Ofe | Def | | Tot | Rec | Per | Fav | Con | Mat | Com | | Rec |
| Bramlett, A.J. | 26 | 740 | 25 | 347 | 28 | 6 | 0 | 0% | 271 | 138 | 50% | 123 | 71 | 57% | 66 | 88 | 154 | 36 | 24 | 51 | 9 | 11 | 20 | 90 | 111 | 338 |
| Ruffin, Michael | 26 | 699 | 16 | 171 | 20 | 0 | 0 | 0% | 129 | 62 | 48% | 98 | 47 | 47% | 79 | 125 | 204 | 22 | 35 | 41 | 44 | 16 | 32 | 76 | 67 | 292 |
| Ramos, Sergio | 25 | 669 | 20 | 313 | 29 | 89 | 32 | 35% | 129 | 72 | 55% | 102 | 73 | 71% | 23 | 81 | 104 | 18 | 30 | 39 | 7 | 8 | 3 | 59 | 99 | 322 |
| Grimau, Roger | 19 | 549 | 17 | 284 | 22 | 65 | 22 | 33% | 116 | 62 | 53% | 114 | 94 | 82% | 19 | 51 | 70 | 51 | 26 | 56 | 9 | 12 | 6 | 67 | 101 | 289 |
| Rogers, Johnny | 26 | 510 | 10 | 212 | 19 | 84 | 33 | 39% | 90 | 38 | 42% | 46 | 37 | 80% | 22 | 57 | 79 | 10 | 10 | 22 | 4 | 3 | 0 | 61 | 33 | 150 |
| Alvarez, Berni | 26 | 510 | 8 | 197 | 20 | 112 | 45 | 40% | 43 | 23 | 53% | 21 | 16 | 76% | 10 | 24 | 34 | 14 | 12 | 28 | 1 | 1 | 0 | 44 | 25 | 118 |
| Angulo, Alberto | 22 | 481 | 17 | 208 | 24 | 20 | 7 | 35% | 149 | 71 | 47% | 59 | 45 | 76% | 10 | 47 | 57 | 31 | 29 | 45 | 1 | 10 | 0 | 40 | 69 | 195 |
| Comas, Jaume | 23 | 411 | 5 | 137 | 18 | 33 | 7 | 21% | 78 | 41 | 52% | 48 | 34 | 70% | 5 | 20 | 25 | 45 | 23 | 38 | 3 | 4 | 0 | 59 | 68 | 123 |
| Bosch, Manel | 25 | 314 | 6 | 114 | 18 | 39 | 15 | 38% | 36 | 27 | 75% | 21 | 15 | 71% | 8 | 21 | 29 | 8 | 5 | 14 | 2 | 3 | 1 | 47 | 23 | 78 |
| Dumas, Stephane | 7 | 124 | 3 | 28 | 15 | 12 | 3 | 25% | 22 | 6 | 27% | 9 | 7 | 77% | 1 | 6 | 7 | 15 | 7 | 11 | 1 | 1 | 0 | 11 | 9 | 17 |
| Tamames, Berni | 18 | 111 | 1 | 25 | 6 | 1 | 0 | 0% | 22 | 10 | 45% | 11 | 5 | 45% | 15 | 17 | 32 | 2 | 5 | 6 | 1 | 2 | 3 | 18 | 12 | 32 |
| Puyada, Xavier | 4 | 16 | | 4 | 3 | 2 | 0 | 0% | 3 | 1 | 33% | 4 | 2 | 50% | 1 | 1 | 2 | 1 | 1 | 2 | 0 | 0 | 0 | 3 | 2 | -1 |
| Grimau, Jordi | 4 | 15 | | 0 | 0 | 2 | 0 | 0% | 1 | 0 | 0% | 0 | 0 | 0% | 0 | 0 | 0 | 0 | 1 | 1 | 0 | 0 | 0 | 3 | 0 | -6 |
| B Laso, Pablo | 7 | 101 | 2 | 11 | 8 | 6 | 2 | 33% | 6 | 1 | 16% | 4 | 3 | 75% | 1 | 1 | 2 | 15 | 3 | 13 | 0 | 0 | 0 | 12 | 7 | 3 |
| Datos de Equipo | 26 | | | 0 | | 0 | 0 | 0% | 0 | 0 | 0% | 0 | 0 | 0% | 32 | 56 | 88 | 0 | 19 | 16 | 0 | 0 | 0 | 2 | 7 | 96 |
| Totales | | 5250 | | 2051 | 97 | 471 | 166 | 35% | 1095 | 552 | 50% | 660 | 449 | 68% | 292 | 595 | 887 | 268 | 230 | 383 | 82 | 71 | 65 | 592 | 633 | 2046 |

REAL MADRID

Estadísticas acumuladas hasta la Jornada 26

| | Par jug | Min jug | Puntos | | Tiros de 3 | | | Tiros de 2 | | | Tiros libres | | | Rebotes | | | Asi efe | Balones | | Tapones | | Faltas | | | Val | |
|------------------|---------|---------|--------|------|------------|-----|-----|------------|-----|-----|--------------|-----|-----|---------|-----|-----|---------|---------|-----|---------|-----|--------|-----|-----|-----|------|
| | | | 5i | Tot | Max | Int | Con | % | Int | Con | % | Int | Con | % | Ofe | Def | | Tot | Rec | Per | Fav | Con | Mat | Com | | Rec |
| Alston, Derrick | 26 | 709 | 24 | 335 | 23 | 2 | 0 | 0% | 256 | 141 | 55% | 90 | 53 | 58% | 46 | 100 | 146 | 37 | 31 | 42 | 29 | 8 | 10 | 75 | 78 | 377 |
| Herreros, A. | 23 | 644 | 14 | 314 | 25 | 106 | 41 | 38% | 106 | 58 | 54% | 86 | 75 | 87% | 10 | 44 | 54 | 30 | 26 | 23 | 4 | 6 | 2 | 49 | 94 | 320 |
| Mumbrú, Alex | 22 | 556 | 16 | 260 | 21 | 115 | 50 | 43% | 85 | 39 | 45% | 47 | 32 | 68% | 15 | 71 | 86 | 30 | 18 | 46 | 2 | 11 | 0 | 54 | 51 | 210 |
| Angulo, Lucio | 26 | 501 | 18 | 170 | 16 | 52 | 18 | 34% | 69 | 45 | 65% | 33 | 26 | 78% | 17 | 41 | 58 | 34 | 27 | 46 | 6 | 4 | 5 | 70 | 55 | 165 |
| Victoriano, L. | 24 | 484 | 12 | 210 | 26 | 101 | 39 | 38% | 51 | 24 | 47% | 51 | 45 | 88% | 7 | 38 | 45 | 59 | 34 | 47 | 2 | 7 | 0 | 65 | 63 | 199 |
| Tarlac, Dragan | 22 | 454 | 9 | 151 | 16 | 1 | 0 | 0% | 101 | 56 | 55% | 51 | 39 | 76% | 24 | 72 | 96 | 20 | 6 | 33 | 11 | 7 | 3 | 61 | 52 | 177 |
| Digbeu, Alain | 25 | 443 | 6 | 134 | 15 | 67 | 25 | 37% | 40 | 15 | 37% | 43 | 29 | 67% | 13 | 43 | 56 | 21 | 18 | 27 | 3 | 3 | 1 | 48 | 47 | 120 |
| Reyes, Alfonso | 20 | 403 | 5 | 135 | 13 | 0 | 0 | 0% | 109 | 57 | 52% | 35 | 21 | 60% | 30 | 46 | 76 | 9 | 12 | 34 | 3 | 13 | 0 | 58 | 40 | 104 |
| Hdez-Sonseca, E. | 22 | 384 | 12 | 100 | 12 | 4 | 1 | 25% | 70 | 38 | 54% | 29 | 21 | 72% | 30 | 72 | 102 | 5 | 11 | 25 | 28 | 11 | 9 | 50 | 19 | 136 |
| Mulaomerovic, D. | 14 | 334 | 7 | 157 | 18 | 64 | 26 | 40% | 57 | 26 | 45% | 41 | 27 | 65% | 3 | 18 | 21 | 37 | 14 | 32 | 0 | 13 | 0 | 36 | 46 | 111 |
| Lampe, Maciej | 5 | 33 | | 10 | 7 | 4 | 1 | 25% | 8 | 2 | 25% | 4 | 3 | 75% | 3 | 3 | 6 | 0 | 2 | 2 | 0 | 1 | 0 | 2 | 4 | 7 |
| Núñez, Roberto | 3 | 29 | | 8 | 3 | 7 | 2 | 28% | 1 | 1 | 100% | 0 | 0 | 0% | 1 | 1 | 2 | 3 | 1 | 2 | 1 | 0 | 0 | 2 | 2 | 8 |
| Nadeau, Samuel | 3 | 17 | | 4 | 4 | 0 | 0 | 0% | 5 | 2 | 40% | 1 | 0 | 0% | 0 | 2 | 2 | 0 | 0 | 1 | 1 | 1 | 1 | 4 | 1 | -2 |
| Suárez, E. | 1 | 1 | | 0 | 0 | 2 | 0 | 0% | 0 | 0 | 0% | 0 | 0 | 0% | 0 | 0 | 0 | 0 | 0 | 0 | 0 | 0 | 0 | 0 | 0 | -2 |
| B Hawkins, M. | 8 | 189 | 7 | 53 | 12 | 27 | 10 | 37% | 15 | 9 | 60% | 6 | 5 | 83% | 3 | 19 | 22 | 18 | 3 | 8 | 0 | 1 | 0 | 15 | 9 | 57 |
| B Mena, Raúl | 6 | 42 | | 3 | 2 | 3 | 0 | 0% | 8 | 1 | 12% | 2 | 1 | 50% | 1 | 4 | 5 | 7 | 3 | 10 | 0 | 3 | 0 | 10 | 2 | -14 |
| Datos de Equipo | 26 | | | 0 | | 0 | 0 | 0% | 0 | 0 | 0% | 0 | 0 | 0% | 32 | 55 | 87 | 0 | 10 | 13 | 0 | 0 | 0 | 2 | 3 | 85 |
| Totales | | 5225 | | 2044 | 101 | 555 | 213 | 38% | 981 | 514 | 52% | 519 | 377 | 72% | 235 | 629 | 864 | 310 | 216 | 391 | 90 | 89 | 31 | 601 | 566 | 2058 |

RICOH MANRESA

Estadísticas acumuladas hasta la Jornada 26

| | Par jug | Min jug | Puntos | | Tiros de 3 | | | Tiros de 2 | | | Tiros libres | | | Rebotes | | | Asi efe | Balones | | Tapones | | Faltas | | | Val | |
|------------------|---------|---------|--------|------|------------|-----|-----|------------|------|-----|--------------|-----|-----|---------|-----|-----|---------|---------|-----|---------|-----|--------|-----|-----|-----|------|
| | | | 5i | Tot | Max | Int | Con | % | Int | Con | % | Int | Con | % | Ofe | Def | | Tot | Rec | Per | Fav | Con | Mat | Com | | Rec |
| Laviña, Ferran | 26 | 727 | 23 | 294 | 28 | 103 | 30 | 29% | 125 | 69 | 55% | 86 | 66 | 76% | 16 | 43 | 59 | 59 | 37 | 50 | 2 | 11 | 6 | 73 | 104 | 272 |
| Oliver, Albert | 26 | 723 | 22 | 293 | 28 | 88 | 30 | 34% | 111 | 53 | 47% | 120 | 97 | 80% | 25 | 58 | 83 | 85 | 34 | 54 | 3 | 11 | 1 | 83 | 117 | 328 |
| Patterson, A. | 26 | 704 | 26 | 323 | 26 | 69 | 27 | 39% | 224 | 104 | 46% | 41 | 34 | 82% | 54 | 97 | 151 | 22 | 31 | 51 | 37 | 12 | 12 | 84 | 64 | 312 |
| Williams, H. | 18 | 515 | 13 | 257 | 26 | 18 | 4 | 22% | 178 | 100 | 56% | 66 | 45 | 68% | 29 | 76 | 105 | 38 | 32 | 35 | 33 | 4 | 1 | 70 | 61 | 304 |
| Llorens, Jordi | 26 | 489 | 12 | 171 | 15 | 0 | 0 | 0% | 121 | 71 | 58% | 50 | 29 | 58% | 35 | 73 | 108 | 14 | 15 | 45 | 13 | 7 | 0 | 83 | 50 | 165 |
| Schmidt, Casey | 17 | 444 | 10 | 191 | 22 | 74 | 33 | 44% | 71 | 39 | 54% | 24 | 14 | 58% | 7 | 39 | 46 | 9 | 10 | 18 | 3 | 5 | 0 | 29 | 20 | 144 |
| Cilla, Jesús | 25 | 424 | 16 | 154 | 23 | 19 | 9 | 47% | 87 | 47 | 53% | 47 | 33 | 70% | 17 | 45 | 62 | 15 | 17 | 19 | 1 | 7 | 3 | 53 | 45 | 150 |
| Lázaro, Jesús | 26 | 407 | 4 | 122 | 17 | 46 | 19 | 41% | 53 | 19 | 35% | 33 | 27 | 81% | 8 | 25 | 33 | 38 | 28 | 32 | 0 | 4 | 0 | 49 | 43 | 112 |
| Peñarroya, Joan | 26 | 379 | 3 | 117 | 21 | 65 | 18 | 27% | 51 | 23 | 45% | 20 | 17 | 85% | 7 | 19 | 26 | 17 | 10 | 17 | 0 | 2 | 0 | 38 | 27 | 62 |
| Singla, Jordi | 23 | 233 | | 78 | 14 | 25 | 10 | 40% | 36 | 19 | 52% | 12 | 10 | 83% | 11 | 30 | 41 | 6 | 6 | 11 | 5 | 2 | 2 | 28 | 11 | 72 |
| Feliu, Miquel | 5 | 14 | | 5 | 2 | 1 | 0 | 0% | 5 | 2 | 40% | 2 | 1 | 50% | 0 | 2 | 2 | 0 | 0 | 1 | 0 | 0 | 0 | 0 | 1 | 2 |
| B Fuller, Todd | 7 | 171 | 1 | 60 | 14 | 1 | 0 | 0% | 53 | 25 | 47% | 15 | 10 | 66% | 10 | 24 | 34 | 0 | 2 | 14 | 5 | 2 | 1 | 17 | 16 | 50 |
| B Escudero, Alex | 9 | 71 | | 12 | 5 | 9 | 2 | 22% | 5 | 1 | 20% | 6 | 4 | 66% | 1 | 4 | 5 | 5 | 4 | 7 | 0 | 0 | 0 | 7 | 6 | 5 |
| Datos de Equipo | 26 | | | 0 | | 0 | 0 | 0% | 0 | 0 | 0% | 0 | 0 | 0% | 38 | 60 | 98 | 0 | 12 | 12 | 0 | 0 | 0 | 2 | 4 | 100 |
| Totales | | 5300 | | 2077 | 112 | 518 | 182 | 35% | 1121 | 572 | 51% | 522 | 387 | 74% | 258 | 595 | 853 | 308 | 238 | 366 | 102 | 67 | 26 | 616 | 569 | 2078 |

PAMESA VALENCIA

Estadísticas acumuladas hasta la Jornada 26

| | Par jug | Min jug | Puntos | | Tiros de 3 | | | Tiros de 2 | | |
|--|---------|---------|--------|--|------------|--|--|------------|--|--|
|--|---------|---------|--------|--|------------|--|--|------------|--|--|

SERVICIO DE ESTADISTICAS ACB

UNICAJA

Estadísticas acumuladas hasta la Jornada 26

| | Par jug | Min jug | 5i | Puntos | | Tiros de 3 | | | Tiros de 2 | | | Tiros libres | | | Rebotes | | | Asi | Balones | | Tapones | | Faltas | | | | |
|-----------------|---------|---------|----|--------|-----|------------|-----|------|------------|-----|------|--------------|-----|-----|---------|-----|-----|-----|---------|-----|---------|-----|--------|-----|-----|------|---|
| | | | | Tot | Max | Int | Con | % | Int | Con | % | Int | Con | % | Ofe | Def | Tot | efe | Rec | Per | Fav | Con | Mat | Com | Rec | Val | |
| Bullock, Louis | 26 | 628 | 5 | 352 | 27 | 118 | 41 | 34% | 170 | 66 | 38% | 110 | 97 | 88% | 11 | 33 | 44 | 58 | 24 | 52 | 7 | 10 | 0 | 66 | 103 | 266 | |
| Kornegay, Chuck | 26 | 595 | 23 | 183 | 18 | 0 | 0 | 0% | 145 | 71 | 48% | 61 | 41 | 67% | 58 | 114 | 172 | 15 | 21 | 42 | 35 | 18 | 13 | 71 | 66 | 267 | |
| Okulaja, A. | 24 | 578 | 19 | 227 | 18 | 64 | 20 | 31% | 138 | 66 | 47% | 58 | 35 | 60% | 55 | 87 | 142 | 25 | 32 | 39 | 2 | 8 | 4 | 42 | 62 | 262 | |
| Risacher, S. | 26 | 557 | 9 | 310 | 25 | 96 | 39 | 40% | 117 | 73 | 62% | 62 | 47 | 75% | 18 | 56 | 74 | 32 | 11 | 31 | 9 | 2 | 0 | 68 | 53 | 272 | |
| Gurovic, Milan | 23 | 513 | 15 | 248 | 24 | 99 | 31 | 31% | 100 | 47 | 47% | 75 | 61 | 81% | 19 | 47 | 66 | 15 | 14 | 22 | 4 | 13 | 10 | 42 | 54 | 189 | |
| Cabezas, Carlos | 26 | 486 | 21 | 189 | 20 | 45 | 15 | 33% | 92 | 55 | 59% | 47 | 34 | 72% | 13 | 27 | 40 | 44 | 20 | 36 | 1 | 6 | 0 | 67 | 64 | 169 | |
| Sonko, Mous | 22 | 434 | 14 | 120 | 17 | 41 | 14 | 34% | 55 | 21 | 38% | 47 | 36 | 76% | 12 | 30 | 42 | 27 | 14 | 35 | 4 | 6 | 2 | 55 | 45 | 84 | |
| Weis, Frederic | 25 | 413 | 3 | 63 | 7 | 0 | 0 | 0% | 61 | 27 | 44% | 17 | 9 | 52% | 55 | 66 | 121 | 5 | 15 | 22 | 26 | 3 | 9 | 66 | 28 | 125 | |
| Rodríguez, Bern | 24 | 342 | 10 | 90 | 9 | 49 | 16 | 32% | 31 | 16 | 51% | 16 | 10 | 62% | 7 | 24 | 31 | 42 | 13 | 20 | 0 | 5 | 0 | 57 | 22 | 62 | |
| Wojcik, Adam | 19 | 339 | 7 | 120 | 23 | 25 | 10 | 40% | 72 | 35 | 48% | 32 | 20 | 62% | 27 | 47 | 74 | 13 | 13 | 14 | 7 | 5 | 9 | 41 | 30 | 133 | |
| Esteller, Roger | 14 | 262 | 3 | 107 | 23 | 40 | 18 | 45% | 38 | 19 | 50% | 24 | 15 | 62% | 9 | 27 | 36 | 12 | 4 | 12 | 0 | 3 | 0 | 21 | 20 | 93 | |
| Vázquez, Fran | 9 | 51 | | 12 | 3 | 0 | 0 | 0% | 16 | 5 | 31% | 6 | 2 | 33% | 5 | 5 | 10 | 0 | 0 | 3 | 3 | 0 | 1 | 5 | 5 | 7 | |
| Baltanás, M. | 1 | 1 | | 5 | 5 | 1 | 1 | 100% | 1 | 1 | 100% | 1 | 0 | 0% | 0 | 0 | 0 | 0 | 0 | 0 | 0 | 0 | 0 | 0 | 1 | 5 | 5 |
| B Zig, Thierry | 2 | 24 | 1 | 3 | 3 | 4 | 1 | 25% | 0 | 0 | 0% | 0 | 0 | 0% | 0 | 0 | 0 | 6 | 2 | 2 | 0 | 0 | 0 | 3 | 3 | 6 | |
| Datos de Equipo | 26 | | | 0 | | 0 | 0 | 0% | 0 | 0 | 0% | 0 | 0 | 0% | 38 | 49 | 87 | 0 | 15 | 17 | 0 | 0 | 0 | 0 | 7 | 92 | |
| Totales | | 5225 | | 2029 | 98 | 582 | 206 | 35% | 1036 | 502 | 48% | 556 | 407 | 73% | 327 | 612 | 939 | 294 | 198 | 347 | 98 | 79 | 48 | 604 | 563 | 2032 | |

CAJA SAN FERNANDO

Estadísticas acumuladas hasta la Jornada 26

| | Par jug | Min jug | 5i | Puntos | | Tiros de 3 | | | Tiros de 2 | | | Tiros libres | | | Rebotes | | | Asi | Balones | | Tapones | | Faltas | | | |
|------------------|---------|---------|----|--------|-----|------------|-----|-----|------------|-----|-----|--------------|-----|------|---------|-----|-----|-----|---------|-----|---------|-----|--------|-----|-----|------|
| | | | | Tot | Max | Int | Con | % | Int | Con | % | Int | Con | % | Ofe | Def | Tot | efe | Rec | Per | Fav | Con | Mat | Com | Rec | Val |
| Slanina, D. | 26 | 901 | 26 | 483 | 31 | 115 | 57 | 49% | 196 | 110 | 56% | 101 | 92 | 91% | 13 | 35 | 48 | 49 | 29 | 47 | 0 | 8 | 4 | 67 | 113 | 447 |
| Santangelo, M. | 26 | 805 | 26 | 262 | 17 | 107 | 33 | 30% | 142 | 64 | 45% | 49 | 35 | 71% | 9 | 49 | 58 | 103 | 19 | 53 | 5 | 8 | 1 | 58 | 63 | 225 |
| Elson, F. | 26 | 692 | 25 | 271 | 27 | 1 | 0 | 0% | 180 | 114 | 63% | 76 | 43 | 56% | 75 | 141 | 216 | 24 | 24 | 45 | 24 | 8 | 35 | 96 | 73 | 383 |
| Cazorla, Carlos | 25 | 634 | 23 | 146 | 14 | 40 | 14 | 35% | 75 | 40 | 53% | 36 | 24 | 66% | 20 | 89 | 109 | 42 | 26 | 32 | 6 | 5 | 0 | 70 | 49 | 198 |
| Pérez, Raúl | 26 | 552 | 2 | 281 | 25 | 107 | 52 | 48% | 88 | 43 | 48% | 43 | 39 | 90% | 12 | 68 | 80 | 29 | 24 | 23 | 5 | 5 | 0 | 39 | 36 | 284 |
| Abrams, Danya | 16 | 468 | 16 | 236 | 29 | 14 | 5 | 35% | 182 | 86 | 47% | 66 | 49 | 74% | 41 | 55 | 96 | 19 | 11 | 47 | 5 | 12 | 0 | 60 | 82 | 208 |
| Esmoris, J.R. | 26 | 287 | 1 | 84 | 9 | 31 | 7 | 22% | 47 | 23 | 48% | 25 | 17 | 68% | 10 | 39 | 49 | 9 | 12 | 23 | 4 | 7 | 1 | 46 | 29 | 55 |
| Sánchez, Sergio | 22 | 196 | | 43 | 6 | 10 | 3 | 30% | 26 | 12 | 46% | 12 | 10 | 83% | 6 | 15 | 21 | 23 | 3 | 13 | 0 | 3 | 0 | 20 | 15 | 46 |
| Sekunda, Glenn | 12 | 195 | 1 | 64 | 16 | 20 | 8 | 40% | 42 | 15 | 35% | 14 | 10 | 71% | 12 | 23 | 35 | 6 | 7 | 18 | 0 | 8 | 0 | 35 | 14 | 22 |
| Valdivieso, M. | 8 | 26 | 1 | 5 | 3 | 1 | 0 | 0% | 6 | 2 | 33% | 1 | 1 | 100% | 0 | 1 | 1 | 0 | 1 | 1 | 0 | 1 | 0 | 0 | 2 | 2 |
| B Slater, Reggie | 8 | 234 | 8 | 125 | 21 | 1 | 0 | 0% | 89 | 48 | 53% | 44 | 29 | 65% | 17 | 31 | 48 | 13 | 5 | 21 | 4 | 4 | 4 | 26 | 33 | 120 |
| B Guardia, Salva | 16 | 211 | 3 | 74 | 14 | 11 | 4 | 36% | 53 | 22 | 41% | 31 | 18 | 58% | 22 | 23 | 45 | 1 | 6 | 21 | 3 | 11 | 1 | 30 | 26 | 42 |
| Datos de Equipo | 26 | | | 0 | | 0 | 0 | 0% | 0 | 0 | 0% | 0 | 0 | 0% | 29 | 55 | 84 | 0 | 14 | 11 | 0 | 0 | 0 | 1 | 10 | 96 |
| Totales | | 5200 | | 2074 | 104 | 458 | 183 | 39% | 1126 | 579 | 51% | 498 | 367 | 73% | 266 | 624 | 890 | 318 | 181 | 355 | 56 | 80 | 46 | 548 | 545 | 2128 |

FORUM VALLADOLID

Estadísticas acumuladas hasta la Jornada 26

| | Par jug | Min jug | 5i | Puntos | | Tiros de 3 | | | Tiros de 2 | | | Tiros libres | | | Rebotes | | | Asi | Balones | | Tapones | | Faltas | | | |
|-------------------|---------|---------|----|--------|-----|------------|-----|-----|------------|-----|-----|--------------|-----|-----|---------|-----|-----|-----|---------|-----|---------|-----|--------|-----|-----|------|
| | | | | Tot | Max | Int | Con | % | Int | Con | % | Int | Con | % | Ofe | Def | Tot | efe | Rec | Per | Fav | Con | Mat | Com | Rec | Val |
| Yebra, Oscar | 26 | 825 | 26 | 405 | 26 | 97 | 48 | 49% | 189 | 95 | 50% | 93 | 71 | 76% | 49 | 103 | 152 | 33 | 37 | 60 | 10 | 16 | 0 | 86 | 86 | 396 |
| Montañez, Román | 26 | 793 | 25 | 280 | 26 | 117 | 40 | 34% | 111 | 49 | 44% | 75 | 62 | 82% | 8 | 50 | 58 | 44 | 38 | 61 | 2 | 7 | 0 | 95 | 96 | 203 |
| Bonner, Anthony | 18 | 626 | 17 | 238 | 26 | 8 | 0 | 0% | 230 | 102 | 44% | 52 | 34 | 65% | 33 | 99 | 132 | 37 | 31 | 47 | 2 | 8 | 5 | 39 | 56 | 248 |
| González, Oscar | 23 | 408 | 4 | 115 | 15 | 77 | 22 | 28% | 21 | 8 | 38% | 38 | 33 | 86% | 9 | 22 | 31 | 23 | 16 | 14 | 1 | 2 | 0 | 44 | 45 | 98 |
| Fernández, G. | 25 | 347 | 4 | 130 | 15 | 38 | 18 | 47% | 46 | 27 | 58% | 27 | 22 | 81% | 23 | 38 | 61 | 7 | 4 | 20 | 7 | 4 | 2 | 67 | 34 | 108 |
| McCaskill, Amal | 10 | 315 | 10 | 146 | 24 | 0 | 0 | 0% | 110 | 64 | 58% | 31 | 18 | 58% | 25 | 47 | 72 | 13 | 6 | 21 | 13 | 5 | 12 | 32 | 35 | 168 |
| Odrizola, J. | 21 | 288 | 1 | 103 | 17 | 56 | 24 | 42% | 17 | 9 | 52% | 14 | 13 | 92% | 5 | 15 | 20 | 6 | 11 | 18 | 0 | 3 | 0 | 45 | 24 | 57 |
| Iuzzolino, Mike | 7 | 222 | 5 | 57 | 24 | 24 | 9 | 37% | 25 | 12 | 48% | 9 | 6 | 66% | 1 | 15 | 16 | 18 | 5 | 9 | 0 | 1 | 0 | 12 | 12 | 55 |
| Rejón, G. | 18 | 168 | 2 | 48 | 9 | 0 | 0 | 0% | 41 | 19 | 46% | 16 | 10 | 62% | 14 | 19 | 33 | 9 | 6 | 9 | 1 | 3 | 4 | 42 | 14 | 29 |
| Laso, Pablo | 11 | 121 | 2 | 12 | 6 | 10 | 2 | 20% | 5 | 2 | 40% | 3 | 2 | 66% | 1 | 3 | 4 | 14 | 7 | 10 | 0 | 0 | 0 | 17 | 11 | 9 |
| San Emeterio | 14 | 86 | | 22 | 5 | 6 | 2 | 33% | 14 | 5 | 35% | 10 | 6 | 60% | 5 | 8 | 13 | 2 | 4 | 4 | 0 | 2 | 0 | 8 | 10 | 20 |
| Sangare, Yohan | 3 | 3 | | 0 | | 1 | 0 | 0% | 1 | 0 | 0% | 0 | 0 | 0% | 0 | 0 | 0 | 1 | 0 | 0 | 0 | 0 | 0 | 0 | 0 | -1 |
| B Guibert, Andrés | 15 | 404 | 13 | 199 | 23 | 0 | 0 | 0% | 149 | 72 | 48% | 73 | 55 | 75% | 27 | 59 | 86 | 23 | 10 | 34 | 8 | 12 | 3 | 44 | 73 | 214 |
| B Dumas, Stephane | 16 | 390 | 3 | 131 | 16 | 38 | 13 | 34% | 62 | 35 | 56% | 25 | 22 | 88% | 13 | 22 | 35 | 49 | 22 | 25 | 3 | 3 | 3 | 44 | 25 | 138 |
| B Nolan, Norman | 8 | 229 | 6 | 124 | 23 | 19 | 8 | 42% | 86 | 42 | 48% | 31 | 16 | 51% | 15 | 29 | 44 | 4 | 9 | 6 | 2 | 7 | 4 | 25 | 26 | 101 |
| Datos de Equipo | 26 | | | 0 | | 0 | 0 | 0% | 0 | 0 | 0% | 0 | 0 | 0% | 24 | 68 | 92 | 0 | 7 | 10 | 0 | 0 | 0 | 2 | 5 | 92 |
| Totales | | 5225 | | 2010 | 92 | 491 | 186 | 37% | 1107 | 541 | 48% | 497 | 370 | 74% | 252 | 597 | 849 | 283 | 213 | 348 | 49 | 73 | 33 | 602 | 552 | 1935 |



Patrocinador Oficial Copa del Rey

PROXIMAS JORNADAS LIGA ACB


L i g a A C B Jornada

27

| | | | | |
|--|-----------|------------|-------------|-----------|
| LUCENTUM ALICANTE - CACERES C.B. | Martes | 01-04-2003 | 21.00 h. | |
| CASADEMONT GIRONA - C.B. GRANADA | Martes | 01-04-2003 | 20.30 h. | |
| RICOH MANRESA - CAJA SAN FERNANDO | Martes | 01-04-2003 | 21.00 h. | |
| JABONES PARDO FUENLABRADA - TAU CERAMICA | Martes | 01-04-2003 | 20.30 h. | |
| F.C. BARCELONA - UNICAJA | Martes | 01-04-2003 | 20.30 h. | SFO |
| AUNA - ADECCO ESTUDIANTES | Martes | 01-04-2003 | 20.30 (Ins) | |
| CAPRABO LLEIDA - LECHE RIO BREOGAN | Martes | 01-04-2003 | 20.45 h. | |
| REAL MADRID - DKV JOVENTUT | Miércoles | 02-04-2003 | 20.30 h. | TV3 C9 CS |
| FORUM VALLADOLID - PAMESA VALENCIA | Martes | 01-04-2003 | 20.45 h. | |

PRECEDENTES JORNADA 27

| | Precedentes del partido | Victorias locales (última) | Victorias visitantes (última) |
|--|-------------------------|----------------------------|-------------------------------|
| LUCENTUM ALICANTE - CACERES C.B. | 1 | 0 | 1 (15/10/2000) |
| CASADEMONT GIRONA - C.B. GRANADA | 4 | 1 (14/03/1999) | 3 (04/10/2001) |
| RICOH MANRESA - CAJA SAN FERNANDO | 13 | 5 (21/09/1997) | 8 (24/10/1999) |
| JABONES PARDO FUENLABRADA - TAU CERAMICA | 5 | 2 (29/12/2000) | 3 (21/10/2001) |
| F.C. BARCELONA - UNICAJA | 31 | 23 (04/06/2001) | 8 (20/04/2002) |
| AUNA - ADECCO ESTUDIANTES | 7 | 4 (01/04/2001) | 3 (25/04/2002) |
| CAPRABO LLEIDA - LECHE RIO BREOGAN | 1 | 1 (07/04/2002) | 0 |
| REAL MADRID - DKV JOVENTUT | 66 | 55 (07/04/2002) | 11 (08/03/1997) |
| FORUM VALLADOLID - PAMESA VALENCIA | 14 | 5 (12/12/1999) | 9 (03/01/2002) |



Servicio de radio ACB

Cortes de voz - Jornada 27

Distribución lunes 31 de marzo
De 10.45 h. a 14.30 h.
De 16.30 h. a 19.00 h.

Información (93) 417.24.04

RDSI (93) 254.02.65

Para recibir los cortes de voz en formato MP3 a través de correo electrónico contactar con :

jcerda@liga-acb.es



Servicio de Imágenes ACB por Hispasat

Horarios para las jornadas en fin de semana

Domingo, a las 10:00 h. para los partidos jugados el sábado

Domingo, a las 23:30 h. para los partidos jugados el domingo

Horarios para jornadas entre semana

Día posterior al partido, a las 10:00 h.

Frecuencia de bajada

Satélite : HISPASAT 1B / XP05 / MCPC

Frecuencia de bajada : 12.711 V

Symbol Rate : 27,5

FEC : 3/4

PID Video 771 PID Audio 781

Sistema de Encode : THOMPSON 4:2:0

Service ID : 1