

# Noticias

# ACB



AÑO XVI - 7 Marzo 2005. Departamento ACB Data  
Internet : ACB.com

Nº 545

**TEMPORADA**  
**2004-2005**

**JORNADA**  
**23**

## I N D I C E

|                                       |       |
|---------------------------------------|-------|
| Jugador de la Semana .....            | 2     |
| Resultados y Clasificaciones .....    | 3     |
| Topes de la competición .....         | 4     |
| Cuadro de resultados .....            | 5     |
| Máximos anotadores .....              | 5     |
| Clasificaciones Individuales .....    | 6-7   |
| Series .....                          | 8     |
| Clasificaciones de Equipo .....       | 8-9   |
| Fichas Partidos Jornada 23 .....      | 10-14 |
| Estadísticas acumuladas .....         | 15-23 |
| Precedentes y Próximas Jornadas ..... | 24    |



Patrocinador Oficial ACB

# JUGADOR DE LA SEMANA

## Demetrius ALEXANDER (Fórum Valladolid)



**Demetrius Alexander** ha protagonizado la actuación más destacada de la 23ª jornada al conseguir 28 puntos (1/2 de tres, 6/14 de dos y 13/13 t.l.), capturar 10 rebotes, dar 4 asistencias, recuperar 3 balones, colocar 1 tapón y provocar 10 faltas personales, para una valoración total de 39 puntos. Para el jugador estadounidense ésta es su segunda nominación como mejor **Jugador de la Semana** en la ACB.

**Demetrius Darnell Alexander** es un pívot de 2,04 m., nacido el 03/11/75 en St. Louis, Missouri. Formado en el equipo universitario del Hutchinson Community College, debutó en la NCAA con la Universidad de Alabama, donde permaneció durante dos temporadas. Tras su paso por la CBA con Idaho Stampede, se marcha a Japón donde disputa la campaña 1998/99 con el Hitachi Osaka Helios. Acabada la liga en Japón se incorpora a la IBL donde acaba la temporada jugando 27 partidos más con San Diego Styngrays. En la temporada 2000/2001, comienza su periplo europeo, recalando en primer lugar en Israel en donde militó con el Hapoel Galil Elyon, primero, y con el Hapoel Jerusalem en su segundo año allí. Después llegó Italia, al fichar en la temporada 2002/03 por el Snaidero Udine, para volver a Israel en la 2003/2004 con el BC Haifa, tras ser cortado por Utah el 20/10/2003 sin llegar a debutar. El 15/04/2004, una vez finalizada la liga israelita, se incorpora al Fuenlabrada sustituyendo a Robert Jackson. El pasado verano fichó por el Fórum Valladolid.

..... **flashes** ..... **flashes** ..... **flashes** ..... **flashes** .....

- A pesar de la derrota ante el TAU Cerámica, el Unelco Tenerife volvió a mostrar su mejoría de juego, liderado una vez más por **Bernard Hopkins** que, en su mejor partido esta temporada, llegó a los 34 puntos de valoración, tras anotar 19 puntos y capturar 12 rebotes.
- El Pamesa Valencia no pudo acabar con la racha victoriosa del DKV Joventut a pesar de contar en sus filas con dos de los jugadores más destacados de la jornada. **Igor Rakocevic** anotó 29 puntos, mientras **Fabricio Oberto** hizo dobles figuras (18 puntos y 10 rebotes).
- Tras ser elegido la pasada jornada jugador nacional de la semana, **Lucio Angulo** ha repetido buena actuación ante el Caja San Fernando. El mejor hombre del Etnos Alicante en este encuentro anotó 22 puntos para una valoración de 24.

## Jugador Nacional de la Semana Jorge GARBAJOSA (Unicaja)



La nominación reservada para los jugadores formados en nuestro país ha sido esta jornada para **Jorge Garbajosa**. El ala-pívot del Unicaja logró 19 puntos (2/4 T.3, 4/6 T.2., 5/7 T.L.), capturó 12 rebotes, dio 2 asistencias, recuperó 1 balón, colocó 1 tapón y provocó 5 faltas personales, para lograr un total de 30 p.v.


(1) p.v. = Puntos de Valoración.

Fórmula= +[Puntos+Reb.+Asist.+Rec.+FP rec.+Tap.] - [T. fallados+Pérd.+Tap. Rec.+FP]

### VALORACIONES PARA LA JORNADA 23

| JUGADOR         | VAL | Pts. | Reb. | Asi. | Rec. | Per. | FPe. | FPr. | Tap. | TaR | T3p. | T2p. | T1p.  |
|-----------------|-----|------|------|------|------|------|------|------|------|-----|------|------|-------|
| ALEXANDER, D.   | 39  | 28   | 10   | 4    | 3    | 3    | 3    | 10   | 1    | 2   | 1/2  | 6/14 | 13/13 |
| HOPKINS, B.     | 34  | 19   | 12   | 5    | 1    | 2    | 4    | 6    | 0    | 0   | 0/0  | 8/9  | 3/5   |
| RAKOCEVIC, IGOR | 31  | 29   | 1    | 4    | 1    | 2    | 2    | 10   | 0    | 1   | 3/6  | 6/9  | 8/11  |
| GARBAJOSA, J.   | 30  | 19   | 12   | 2    | 1    | 1    | 3    | 5    | 1    | 0   | 2/4  | 4/6  | 5/7   |
| THOMPSON, KEVIN | 26  | 15   | 8    | 1    | 0    | 0    | 2    | 9    | 0    | 0   | 0/0  | 4/9  | 7/7   |
| OBERTO, F.      | 25  | 18   | 10   | 2    | 3    | 1    | 4    | 5    | 0    | 1   | 0/0  | 9/12 | 0/4   |
| BELL, CHARLIE   | 25  | 26   | 5    | 2    | 0    | 2    | 2    | 10   | 0    | 3   | 2/5  | 6/12 | 8/10  |
| RACCA, JORGE    | 24  | 26   | 2    | 2    | 2    | 1    | 1    | 0    | 0    | 0   | 4/7  | 7/10 | 0/0   |
| ANGULO, LUCIO   | 24  | 22   | 2    | 1    | 1    | 3    | 2    | 5    | 2    | 0   | 2/3  | 4/7  | 8/8   |
| ILIEVSKI, VLADO | 24  | 15   | 0    | 9    | 3    | 1    | 3    | 5    | 0    | 0   | 2/4  | 4/4  | 1/3   |
| HAMILTON, V.    | 23  | 18   | 5    | 2    | 1    | 2    | 5    | 5    | 3    | 0   | 0/0  | 7/11 | 4/4   |
| GIANELLA, N.    | 23  | 29   | 1    | 2    | 0    | 1    | 4    | 2    | 1    | 0   | 3/5  | 9/13 | 2/3   |
| SCOLA, LUIS     | 23  | 21   | 7    | 1    | 0    | 3    | 2    | 6    | 1    | 1   | 0/0  | 9/14 | 3/5   |
| ORDÍN, NACHO    | 23  | 21   | 5    | 2    | 2    | 1    | 2    | 2    | 0    | 0   | 6/10 | 1/2  | 1/2   |

## RANKING ACB



|                    | Total | Par | Media |
|--------------------|-------|-----|-------|
| 1 ROE, LOU         | 538   | 23  | 23,4  |
| 2 RAKOCEVIC, IGOR  | 526   | 23  | 22,9  |
| 3 SCOLA, LUIS      | 507   | 23  | 22,0  |
| 4 THOMPSON, KEVIN  | 505   | 23  | 22,0  |
| 5 BELL, CHARLIE    | 453   | 21  | 21,6  |
| 6 GARBAJOSA, J.    | 446   | 22  | 20,3  |
| 7 WILLIAMS, H.     | 364   | 18  | 20,2  |
| 8 JIMÉNEZ, CARLOS  | 465   | 23  | 20,2  |
| 9 GARCÉS, RUBÉN    | 454   | 23  | 19,7  |
| 10 ARNOLD, JAMIE   | 360   | 19  | 18,9  |
| 11 LEWIS, LARRY    | 424   | 23  | 18,4  |
| 12 ALEXANDER, D.   | 421   | 23  | 18,3  |
| 13 BULLOCK, LOUIS  | 412   | 23  | 17,9  |
| 14 CALDERÓN, J.M.  | 391   | 22  | 17,8  |
| 15 OBERTO, F.      | 328   | 19  | 17,3  |
| 16 FERNÁNDEZ, RUDY | 303   | 18  | 16,8  |
| 17 SCOTT, RICHARD  | 376   | 23  | 16,3  |
| 18 BODIROGA, DEJAN | 325   | 21  | 15,5  |
| 19 MYERS, TERRELL  | 353   | 23  | 15,3  |
| 20 GABRIEL, GERMÁN | 351   | 23  | 15,3  |
| 21 RICCI, PHIL     | 323   | 22  | 14,7  |
| 22 HAMILTON, V.    | 307   | 22  | 14,0  |
| 23 RADULOVIC, N.   | 316   | 23  | 13,7  |
| 24 VIDAL, SERGI    | 294   | 22  | 13,4  |
| 25 SANMARTÍN, C.   | 307   | 23  | 13,3  |
| 26 ABRAMS, DANYA   | 305   | 23  | 13,3  |
| 27 MACIJAUSKAS, A. | 265   | 21  | 12,6  |
| 28 OSTOJIC, DJURO  | 290   | 23  | 12,6  |
| 29 SELLERS, ROD    | 239   | 19  | 12,6  |
| 30 LEWIS, QUINCY   | 289   | 23  | 12,6  |
| 31 RODRÍGUEZ, N.   | 288   | 23  | 12,5  |
| 32 OLIVER, ALBERT  | 288   | 23  | 12,5  |
| 33 MCDONALD, W.    | 286   | 23  | 12,4  |
| 34 BREMER, J.R.    | 285   | 23  | 12,4  |
| 35 VÁZQUEZ, FRAN   | 285   | 23  | 12,4  |
| 36 NAVARRO, J.C.   | 282   | 23  | 12,3  |
| 37 MARTÍNEZ, RAFA  | 280   | 23  | 12,2  |
| 38 SAVANE, SITAPHA | 280   | 23  | 12,2  |
| 39 CONLEY, ROBERT  | 280   | 23  | 12,2  |
| 40 YÁÑEZ, NACHO    | 278   | 23  | 12,1  |
| 41 SAN EMETERIO    | 277   | 23  | 12,0  |
| 42 ANGULO, LUCIO   | 264   | 22  | 12,0  |
| 43 ALSTON, DERRICK | 275   | 23  | 12,0  |
| 44 REYES, FELIPE   | 272   | 23  | 11,8  |
| 45 ILIEVSKI, VLADO | 272   | 23  | 11,8  |
| 46 YEBRA, OSCAR    | 220   | 19  | 11,6  |
| 47 ELEY, BUD       | 265   | 23  | 11,5  |
| 48 PANKO, ANDY     | 253   | 22  | 11,5  |
| 49 SLANINA, D.     | 263   | 23  | 11,4  |
| 50 JUNYENT, ORIOL  | 262   | 23  | 11,4  |

# ACB 2004/2005 - Resultados y Clasificación



Patrocinador Oficial ACB

## MEMORIA DE ALTAS Y BAJAS

-Con fecha 01/03/2005 Winterthur F.C. Barcelona sustituye al entrenador **Joan Montes** por **Manolo Flores**.

-Con fecha 02/03/2005 Caja San Fernando da de baja en la plantilla al entrenador **Velimir Perasovic**.

-Con fecha 03/03/2005 Ricoh Manresa da de baja en la plantilla a **Miquel Feliu**.

-Con fecha 04/03/2005 Plus Pujol Lleida da de baja en la plantilla a **Alvin Jones**.

-Con fecha 04/03/2005 Fórum Valladolid da de baja en la plantilla a **Javier Mesa**.

- Con fecha 04/03/2005 Lagun Aro Bilbao Basket da de baja en la plantilla a **Pedro Fernández**.

## RESULTADOS JORNADA 23

( 5 y 6 Marzo 2005 )

|  |           |
|--|-----------|
| WINTERTHUR FCB - ADECCO ESTUDIANTES    | ( 89-81 ) |
| LAGUN ARO BILBAO BASKET - C.B. GRANADA | ( 85-66 ) |
| CASADEMONT GIRONA - UNICAJA            | ( 70-89 ) |
| PLUS PUJOL LLEIDA - LECHE RIO          | ( 78-88 ) |
| REAL MADRID - GRAN CANARIA             | ( 77-66 ) |
| RICOH MANRESA - FORUM VALLADOLID       | ( 76-72 ) |
| ETOSA ALICANTE - CAJA SAN FERNANDO     | ( 93-88 ) |
| UNELCO TENERIFE - TAU CERAMICA         | ( 87-93 ) |
| PAMESA VALENCIA - DKV JOVENTUT         | ( 83-86 ) |

## CLASIFICACION ACB 2004-2005

| PO | EQUIPOS                 | PARTIDOS |     |     | TANTOS |      |
|----|-------------------------|----------|-----|-----|--------|------|
|    |                         | JUG      | GAN | PER | FAVO   | CONT |
| 1  | TAU CERAMICA            | 23       | 19  | 4   | 2050   | 1839 |
| 2  | REAL MADRID             | 23       | 18  | 5   | 1854   | 1643 |
| 3  | ETOSA ALICANTE          | 23       | 18  | 5   | 1926   | 1752 |
| 4  | WINTERTHUR FC BARCELONA | 23       | 16  | 7   | 1806   | 1751 |
| 5  | UNICAJA                 | 23       | 15  | 8   | 1872   | 1720 |
| 6  | GRAN CANARIA            | 23       | 14  | 9   | 1721   | 1624 |
| 7  | DKV JOVENTUT            | 23       | 13  | 10  | 1912   | 1842 |
| 8  | ADECCO ESTUDIANTES      | 23       | 13  | 10  | 1950   | 1888 |
| 9  | PAMESA VALENCIA         | 23       | 13  | 10  | 1983   | 1940 |
| 10 | CAJA SAN FERNANDO       | 23       | 10  | 13  | 1860   | 1896 |
| 11 | LECHE RIO               | 23       | 10  | 13  | 1962   | 1997 |
| 12 | RICOH MANRESA           | 23       | 8   | 15  | 1802   | 1863 |
| 13 | CASADEMONT GIRONA       | 23       | 8   | 15  | 1931   | 2040 |
| 14 | LAGUN ARO BILBAO BASKET | 23       | 8   | 15  | 1809   | 1947 |
| 15 | FORUM VALLADOLID        | 23       | 7   | 16  | 1764   | 1883 |
| 16 | CB GRANADA              | 23       | 7   | 16  | 1768   | 1966 |
| 17 | UNELCO TENERIFE         | 23       | 6   | 17  | 1635   | 1843 |
| 18 | PLUS PUJOL LLEIDA       | 23       | 4   | 19  | 1790   | 1961 |

## ASISTENCIA DE PUBLICO JORNADA 23 (media 5.802)

|  |               |
|--|---------------|
| Winterthur FCB - Adecco Estudiantes    | 6.349         |
| Lagun Aro Bilbao Basket - C.B. Granada | 5.000         |
| Casademont Girona - Unicaja            | 5.684         |
| Plus Pujol Lleida - Leche Río          | 4.461         |
| Real Madrid - Gran Canaria             | 9.300         |
| Ricoh Manresa - Fórum Valladolid       | 5.000         |
| Etosa Alicante - Caja San Fernando     | 5.325         |
| Unelco Tenerife - TAU Cerámica         | 4.600         |
| Pamesa Valencia - DKV Joventut         | 6.500         |
|  | <u>52.219</u> |



Balón Oficial ACB

# SERVICIO DE ESTADISTICAS ACB

## TOPES

| TOPES                     | JORNADA 23                   | LOS MEJORES DE LA TEMPORADA       |
|---------------------------|------------------------------|-----------------------------------|
| <b>TOPES DE EQUIPO</b>    |                              |                                   |
| MEJOR ATAQUE              | ETOSA ALICANTE (93)          | ETOSA ALICANTE (109 - 04ª J)      |
| MEJOR DEFENSA             | TAU CERAMICA (93)            | CASADEMONT GIRONA (109 - 8ª J)    |
| VICTORIA CON MENOS PUNTOS | LAGUN ARO BILBAO BASKET (66) | GRAN CANARIA (50 - 18ª J)         |
| DERROTA CON MAS PUNTOS    | REAL MADRID (66)             |                                   |
| CANASTAS DE DOS           | RICOH MANRESA (76)           | GRAN CANARIA (60 - 18ª J)         |
|                           | CAJA SAN FERNANDO (88)       | LAGUN ARO BILBAO B. (107 - 08ª J) |
|                           | CAJA SAN FERNANDO (28)       | UNICAJA (38 - 15ª J)              |
|                           | TAU CERAMICA (28)            |                                   |
| CANASTAS TRIPLES          | LAGUN ARO BILBAO BASKET (13) | LAGUN ARO BILBAO B. (16 - 05ª J)  |
|                           |                              | UNICAJA (16 - 10ª J)              |
| TIROS LIBRES              | ETOSA ALICANTE (30)          | GRAN CANARIA ( 34 - 11ª J)        |
| REBOTES                   | UNICAJA (50)                 | ADECCO ESTUDIANTES (34 - 12ª J)   |
| ASISTENCIAS               | DKV JOVENTUT (21)            | PLUS PUJOL LLEIDA (51 - 06ª J)    |
| VALORACION                | ETOSA ALICANTE (110)         | ADECCO ESTUDIANTES (51 - 17ª J)   |
|                           |                              | TAU CERAMICA (51 - 20ª J)         |
|                           |                              | ADECCO ESTUDIANTES (25 - 03ª J)   |
|                           |                              | PAMESA VALENCIA (25 - 21ª J)      |
|                           |                              | ETOSA ALICANTE (135 - 04ª J)      |
| <b>TOPES INDIVIDUALES</b> |                              |                                   |
| PUNTOS                    | GIANELLA, NICOLAS (29)       | BELL, CHARLIE (40 - 20ª J)        |
|                           | RAKOCEVIC, IGOR (29)         |                                   |
| CANASTAS DE DOS           | GIANELLA, NICOLAS (9)        | SCOLA, LUIS (14 - 21ª J)          |
|                           | SCOLA, LUIS (9)              | SCOTT, RICHARD (14 - 22ª J)       |
|                           | OBERTO, FABRICIO (9)         |                                   |
| CANASTAS TRIPLES          | ORDIN, NACHO (6)             | BELL, CHARLIE (7 - 01ª J)         |
|                           | MYERS, TERRELL (6)           | BELL, CHARLIE (7 - 07ª J)         |
| TIROS LIBRES              | ALEXANDER, DEMETRIUS (13)    | SLANINA, DONATAS (7 - 16ª J)      |
| REBOTES                   | GARBAJOSA, JORGE (12)        | BELL, CHARLIE (7 - 21ª J)         |
|                           | HOPKINS, BERNARD (12)        | BULLOCK, LOUIS (14 - 14ª J)       |
|                           | TOMASEVIC, DEJAN (12)        | BRAMLETT, A.J. (18 - 06ª J)       |
| ASISTENCIAS               | ILIEVSKI, VLADO (9)          |                                   |
| VALORACION                | ALEXANDER, DEMETRIUS (39)    | CORRALES, IVAN (11 - 18ª J)       |
|                           |                              | ILIEVSKI, VLADO (11 - 21ª J)      |
|                           |                              | SCOLA, LUIS (52 - 03ª J)          |

## DOBLES FIGURAS

| DOBLES F. POR EQUIPOS   | 2004/2005 | Jorn. 23 | CLASIFICACION GENERAL                     | D.F. |
|-------------------------|-----------|----------|---|------|
|                         | 163       | 6        | ROE, LOU (Caja San Fernando)              | 10   |
| FORUM VALLADOLID        | 18        | 1        | ALEXANDER, D. (Fórum Valladolid)          | 10   |
| CASADEMONT GIRONA       | 16        |          | THOMPSON, KEVIN (Casademont Girona)       | 9    |
| CAJA SAN FERNANDO       | 12        |          | GARCES, RUBEN (Adecco Estudiantes)        | 7    |
| ADECCO ESTUDIANTES      | 12        |          | HOPKINS, BERNARD (Unelco Tenerife)        | 6    |
| UNELCO TENERIFE         | 12        | 1        | WILLIAMS, HARPER (Ricoh Manresa)          | 6    |
| GRAN CANARIA            | 10        |          | HDEZ-SONSECA, EDUARDO (Gran Canaria)      | 5    |
| RICOH MANRESA           | 10        | 1        | LEWIS, LARRY (Etosa Alicante)             | 5    |
| LAGUN ARO BILBAO BASKET | 9         |          | JIMENEZ, CARLOS (Adecco Estudiantes)      | 4    |
| LECHE RIO               | 9         |          | OBERTO, FABRICIO (Pamesa Valencia)        | 4    |
| PAMESA VALENCIA         | 9         | 1        | SCOLA, LUIS (TAU Cerámica)                | 4    |
| DKV JOVENTUT            | 8         |          | WRIGHT, SHARONE (Fórum Valladolid)        | 4    |
| C.B. GRANADA            | 7         |          | GRIFFITH, RASHARD (Unelco Tenerife)       | 4    |
| WINTERTHUR FC BARCELONA | 6         |          | GABRIEL, GERMAN (Lagun Aro Bilbao B.)     | 3    |
| ETOSA ALICANTE          | 6         |          | DUEÑAS, ROBERTO (Winterthur FC Barcelona) | 3    |
| PLUS PUJOL LLEIDA       | 6         | 1        | McDONALD, WILL (Gran Canaria)             | 3    |
| TAU CERAMICA            | 5         |          | MYERS, TERRELL (Casademont Girona)        | 3    |
| REAL MADRID             | 4         |          | TOMASEVIC, DEJAN (Pamesa Valencia)        | 3    |
| UNICAJA                 | 4         | 1        | OSTOJIC, DJURO (Leche Río)                | 3    |

| DOBLES FIGURAS JORNADA 23ª         | PUNTOS | REBOTES | ASIST. | F. REC. |
|------------------------------------|--------|---------|--------|---------|
| YANEZ, NACHO (Plus Pujol Lleida)   | 12     | 10      |        |         |
| OBERTO, FABRICIO (Pamesa Valencia) | 18     | 10      |        |         |
| HOPKINS, BERNARD (Unelco Tenerife) | 19     | 12      |        |         |
| GARBAJOSA, JORGE (Unicaja)         | 19     | 12      |        |         |
| RICCI, PHIL (Ricoh Manresa)        | 21     | 10      |        |         |
| ALEXANDER, D. (Fórum Valladolid)   | 28     | 10      |        |         |

# SERVICIO DE ESTADISTICAS ACB

## MAXIMO ANOTADOR



|                    | PTS | Par | Media |                    |     |    |      |
|--------------------|-----|-----|-------|--------------------|-----|----|------|
| 1 BELL, CHARLIE    | 544 | 21  | 25,9  | 26 FERNÁNDEZ, RUDY | 232 | 18 | 12,9 |
| 2 RAKOČEVIC, IGOR  | 522 | 23  | 22,7  | 27 NAVARRO, J.C.   | 296 | 23 | 12,9 |
| 3 ROE, LOU         | 471 | 23  | 20,5  | 28 GIANELLA, N.    | 290 | 23 | 12,6 |
| 4 MYERS, TERRELL   | 449 | 23  | 19,5  | 29 MCDONALD, W.    | 287 | 23 | 12,5 |
| 5 ALEXANDER, D.    | 424 | 23  | 18,4  | 30 YEBRA, OSCAR    | 231 | 19 | 12,2 |
| 6 SCOLA, LUIS      | 406 | 23  | 17,7  | 31 OSTOJIC, DJURO  | 271 | 23 | 11,8 |
| 7 ARNOLD, JAMIE    | 335 | 19  | 17,6  | 32 PANKO, ANDY     | 259 | 22 | 11,8 |
| 8 BULLOCK, LOUIS   | 405 | 23  | 17,6  | 33 ESPIL, JUAN     | 265 | 23 | 11,5 |
| 9 LEWIS, LARRY     | 397 | 23  | 17,3  | 34 ILIEVSKI, VLADO | 263 | 23 | 11,4 |
| 10 SCOTT, RICHARD  | 396 | 23  | 17,2  | 35 JIMÉNEZ, CARLOS | 261 | 23 | 11,3 |
| 11 LEWIS, QUINCY   | 391 | 23  | 17,0  | 36 FUCKA, GREGOR   | 248 | 22 | 11,3 |
| 12 SLANINA, D.     | 381 | 23  | 16,6  | 37 SANMARTÍN, C.   | 259 | 23 | 11,3 |
| 13 GARCÉS, RUBÉN   | 378 | 23  | 16,4  | 38 ORDÍN, NACHO    | 258 | 23 | 11,2 |
| 14 THOMPSON, KEVIN | 351 | 23  | 15,3  | 39 CONLEY, ROBERT  | 257 | 23 | 11,2 |
| 15 BODIROGA, DEJAN | 320 | 21  | 15,2  | 40 MARCO, CARLES   | 255 | 23 | 11,1 |
| 16 GABRIEL, GERMÁN | 348 | 23  | 15,1  | 41 ALSTON, DERRICK | 255 | 23 | 11,1 |
| 17 CALDERÓN, J.M.  | 327 | 22  | 14,9  | 42 YÁÑEZ, NACHO    | 254 | 23 | 11,0 |
| 18 MACIJAUSKAS, A. | 311 | 21  | 14,8  | 43 RACCA, JORGE    | 251 | 23 | 10,9 |
| 19 GARBAJOSA, J.   | 320 | 22  | 14,5  | 44 LONCAR, NIKOLA  | 240 | 22 | 10,9 |
| 20 WILLIAMS, H.    | 254 | 18  | 14,1  | 45 OLIVER, ALBERT  | 247 | 23 | 10,7 |
| 21 OBERTO, F.      | 262 | 19  | 13,8  | 46 PETROVIC, V.    | 246 | 23 | 10,7 |
| 22 RICCI, PHIL     | 302 | 22  | 13,7  | 47 VÁZQUEZ, FRAN   | 244 | 23 | 10,6 |
| 23 BREMER, J.R.    | 313 | 23  | 13,6  | 48 MARTÍNEZ, RAFA  | 244 | 23 | 10,6 |
| 24 ABRAMS, DANYA   | 309 | 23  | 13,4  | 49 SIMS, LEWIS     | 244 | 23 | 10,6 |
| 25 RADULOVIC, N.   | 303 | 23  | 13,2  | 50 SAN EMETERIO    | 243 | 23 | 10,6 |



|                           | Adecco Estudiantes | C.B. Granada | Caja San Fernando | Casademont Girona | DKV Joventut | Etosa Alicante | Winterthur F.C. Barcelona | Fórum Valladolid | Gran Canaria | Lagun Aro Bilbao Basket | Leche Río | Pamesa Valencia | Plus Pujol Lleida | Real Madrid | Ricoh Manresa | Tau Cerámica | Unelco Tenerife | Unicaja |
|---------------------------|--------------------|--------------|-------------------|-------------------|--------------|----------------|---------------------------|------------------|--------------|-------------------------|-----------|-----------------|-------------------|-------------|---------------|--------------|-----------------|---------|
| Adecco Estudiantes        |                    | 77-61        |                   |                   | 87-82        | 68-85          | 66-67                     |                  |              | 99-88                   |           | 104-106         | 88-85             | 95-71       | 88-69         | 101-86       |                 | 75-83   |
| C.B. Granada              |                    |              | 88-107            | 105-96            |              | 85-97          | 72-81                     | 77-70            | 74-88        | 78-77                   | 95-86     | 81-86           |                   | 62-81       |               | 84-88        |                 |         |
| Caja San Fernando         | 81-87              |              |                   | 93-87             |              | 81-109         | 71-75                     | 92-83            |              |                         | 81-83     | 81-71           | 62-87             |             |               | 79-87        | 97-56           | 67-73   |
| Casademont Girona         | 80-77              | 87-78        | 100-82            |                   | 74-78        |                |                           | 77-83            |              | 109-107                 | 92-99     | 85-102          | 79-69             | 93-90       |               |              |                 | 70-89   |
| DKV Joventut              |                    | 85-87        | 81-99             | 101-79            |              |                | 81-73                     | 95-83            |              | 76-84                   | 97-83     | 78-85           | 91-67             |             | 87-75         |              | 90-65           |         |
| Etosa Alicante            | 99-64              | 76-67        | 93-88             | 84-75             | 83-87        |                | 86-80                     | 80-81            |              |                         | 83-78     | 85-78           | 90-83             |             |               |              | 81-60           | 66-64   |
| Winterthur F.C. Barcelona | 89-81              | 76-64        | 70-67             | 86-84             |              |                |                           | 82-65            | 74-61        | 86-78                   | 96-88     |                 | 89-72             | 64-66       |               |              | 77-69           | 87-85   |
| Fórum Valladolid          | 92-95              |              |                   | 92-81             |              |                | 73-80                     |                  | 64-79        | 78-84                   | 81-73     | 74-85           | 82-80             | 72-82       | 91-84         | 96-87        | 65-73           |         |
| Gran Canaria              | 75-76              |              | 77-61             | 82-75             | 68-67        | 65-74          |                           | 82-66            |              |                         |           | 85-70           |                   | 54-79       | 73-68         | 64-67        | 60-50           | 70-57   |
| Lagun Aro Bilbao Basket   | 86-84              | 85-66        | 72-82             |                   | 75-83        | 74-88          |                           |                  | 65-86        |                         | 76-82     |                 | 85-81             |             | 82-65         | 57-104       | 80-68           | 66-75   |
| Leche Río                 | 81-89              |              | 96-102            |                   |              | 77-82          | 95-85                     |                  | 74-93        | 89-79                   |           | 96-88           | 72-80             |             | 96-89         |              | 96-72           | 93-82   |
| Pamesa Valencia           | 64-101             | 95-71        |                   |                   | 83-86        |                | 71-70                     |                  | 92-88        | 97-99                   | 91-72     |                 | 94-80             | 94-77       | 82-78         | 89-96        |                 | 82-91   |
| Plus Pujol Lleida         |                    | 89-96        | 81-88             | 69-79             | 95-97        | 77-101         |                           |                  | 78-86        |                         | 78-88     |                 |                   | 54-85       | 89-82         | 66-82        |                 | 74-79   |
| Real Madrid               | 77-68              | 92-73        | 63-66             |                   | 80-72        | 81-61          |                           | 86-62            | 77-66        | 93-51                   | 78-76     |                 |                   |             | 69-74         | 81-72        |                 | 79-71   |
| Ricoh Manresa             | 88-97              | 88-75        | 87-56             | 97-82             | 79-69        | 69-77          | 91-75                     | 76-72            | 76-71        |                         |           |                 |                   | 83-85       |               | 72-90        | 86-71           |         |
| Tau Cerámica              |                    |              |                   | 103-83            | 86-74        | 97-82          | 72-79                     | 77-55            |              | 92-90                   | 108-89    | 103-100         |                   | 92-106      | 90-67         |              | 78-67           |         |
| Unelco Tenerife           | 93-83              | 58-61        |                   | 95-77             | 70-83        |                |                           | 78-75            | 63-93        |                         |           | 59-78           | 86-71             | 68-76       | 83-63         | 87-93        |                 | 72-99   |
| Unicaja                   |                    | 101-68       | 90-77             | 79-87             | 82-72        | 73-64          | 93-65                     | 75-64            |              | 86-69                   |           |                 | 80-85             |             | 82-70         | 83-98        |                 |         |

# SERVICIO DE ESTADÍSTICAS ACB

## ESTADÍSTICAS INDIVIDUALES

### << MINUTOS JUGADOS >>

|                 | TOT    | Par | Media |
|-----------------|--------|-----|-------|
| THOMPSON, KEVIN | 825:44 | 23  | 35:54 |
| ROE, LOU        | 816:27 | 23  | 35:30 |
| ALEXANDER, D.   | 780:28 | 23  | 33:56 |
| RAKOCEVIC, IGOR | 772:09 | 23  | 33:34 |
| MYERS, TERRELL  | 769:27 | 23  | 33:27 |
| BELL, CHARLIE   | 699:17 | 21  | 33:18 |
| LEWIS, LARRY    | 761:57 | 23  | 33:08 |
| SANMARTÍN, C.   | 756:53 | 23  | 32:54 |
| CALDERÓN, J.M.  | 719:43 | 22  | 32:43 |
| LEWIS, QUINCY   | 745:16 | 23  | 32:24 |
| SCOTT, RICHARD  | 736:47 | 23  | 32:02 |
| SLANINA, D.     | 725:58 | 23  | 31:34 |
| BODIROGA, DEJAN | 660:16 | 21  | 31:26 |
| CORRALES, IVÁN  | 718:50 | 23  | 31:15 |
| JIMÉNEZ, CARLOS | 717:16 | 23  | 31:11 |

### << MATES >>

|                 | TOT | Par | Media |
|-----------------|-----|-----|-------|
| VÁZQUEZ, FRAN   | 40  | 23  | 1,74  |
| ROE, LOU        | 27  | 23  | 1,17  |
| HAMILTON, V.    | 25  | 22  | 1,14  |
| WRIGHT, SHARONE | 25  | 23  | 1,09  |
| GARCÉS, RUBÉN   | 21  | 23  | 0,91  |
| BURKE, PAT      | 18  | 20  | 0,90  |
| GÉLABALE, M.    | 20  | 23  | 0,87  |
| RICCI, PHIL     | 17  | 22  | 0,77  |
| FERNÁNDEZ, RUDY | 13  | 18  | 0,72  |
| DAVID, KORNEL   | 15  | 21  | 0,71  |
| ARNOLD, JAMIE   | 13  | 19  | 0,68  |
| FOTSIS, ANTONIS | 11  | 19  | 0,58  |
| MCDONALD, W.    | 13  | 23  | 0,57  |
| CONLEY, ROBERT  | 13  | 23  | 0,57  |
| KAMMERICHS, F.  | 11  | 20  | 0,55  |

### << REBOTES DEFENSIVOS >>

|                  | TOT | Par | Media |
|------------------|-----|-----|-------|
| ROE, LOU         | 145 | 23  | 6,30  |
| ALEXANDER, D.    | 133 | 23  | 5,78  |
| WILLIAMS, H.     | 103 | 18  | 5,72  |
| THOMPSON, KEVIN  | 131 | 23  | 5,70  |
| JIMÉNEZ, CARLOS  | 125 | 23  | 5,43  |
| GARCÉS, RUBÉN    | 124 | 23  | 5,39  |
| GARBAJOSA, J.    | 118 | 22  | 5,36  |
| FUCKA, GREGOR    | 110 | 22  | 5,00  |
| SCOLA, LUIS      | 113 | 23  | 4,91  |
| LEWIS, LARRY     | 110 | 23  | 4,78  |
| SAVANE, SITAPHA  | 108 | 23  | 4,70  |
| OBERTO, F.       | 88  | 19  | 4,63  |
| ARNOLD, JAMIE    | 88  | 19  | 4,63  |
| HDEZ-SONSECA, E. | 104 | 23  | 4,52  |
| BRAMLETT, A.J.   | 71  | 16  | 4,44  |

### << REBOTES OFENSIVOS >>

|                 | TOT | Par | Media |
|-----------------|-----|-----|-------|
| THOMPSON, KEVIN | 90  | 23  | 3,91  |
| GARCÉS, RUBÉN   | 73  | 23  | 3,17  |
| BRAMLETT, A.J.  | 49  | 16  | 3,06  |
| OSTOJIC, DJURO  | 67  | 23  | 2,91  |
| SCOTT, BRENT    | 48  | 17  | 2,82  |
| PHILLIP, DARREN | 60  | 22  | 2,73  |
| HAMILTON, V.    | 59  | 22  | 2,68  |
| SCOLA, LUIS     | 61  | 23  | 2,65  |
| SELLERS, ROD    | 49  | 19  | 2,58  |
| WRIGHT, SHARONE | 59  | 23  | 2,57  |
| ALSTON, DERRICK | 59  | 23  | 2,57  |
| ROE, LOU        | 59  | 23  | 2,57  |
| OBERTO, F.      | 47  | 19  | 2,47  |
| REYES, FELIPE   | 55  | 23  | 2,39  |
| HERVELLE, AXEL  | 40  | 17  | 2,35  |

### << TOTAL REBOTES >>

|                  | Def | Ofe | TOT | Par | Media |
|------------------|-----|-----|-----|-----|-------|
| THOMPSON, KEVIN  | 131 | 90  | 221 | 23  | 9,61  |
| ROE, LOU         | 145 | 59  | 204 | 23  | 8,87  |
| GARCÉS, RUBÉN    | 124 | 73  | 197 | 23  | 8,57  |
| ALEXANDER, D.    | 133 | 54  | 187 | 23  | 8,13  |
| WILLIAMS, H.     | 103 | 35  | 138 | 18  | 7,67  |
| SCOLA, LUIS      | 113 | 61  | 174 | 23  | 7,57  |
| BRAMLETT, A.J.   | 71  | 49  | 120 | 16  | 7,50  |
| JIMÉNEZ, CARLOS  | 125 | 43  | 168 | 23  | 7,30  |
| OBERTO, F.       | 88  | 47  | 135 | 19  | 7,11  |
| GARBAJOSA, J.    | 118 | 37  | 155 | 22  | 7,05  |
| SELLERS, ROD     | 83  | 49  | 132 | 19  | 6,95  |
| HAMILTON, V.     | 93  | 59  | 152 | 22  | 6,91  |
| LEWIS, LARRY     | 110 | 41  | 151 | 23  | 6,57  |
| HDEZ-SONSECA, E. | 104 | 47  | 151 | 23  | 6,57  |
| WRIGHT, SHARONE  | 92  | 59  | 151 | 23  | 6,57  |

### << REBOTEADORES ESPAÑOLES >>

|                  | Def | Ofe | TOT | Par | Media |
|------------------|-----|-----|-----|-----|-------|
| JIMÉNEZ, CARLOS  | 125 | 43  | 168 | 23  | 7,30  |
| GARBAJOSA, J.    | 118 | 37  | 155 | 22  | 7,05  |
| HDEZ-SONSECA, E. | 104 | 47  | 151 | 23  | 6,57  |
| REYES, FELIPE    | 91  | 55  | 146 | 23  | 6,35  |
| SANMARTÍN, C.    | 101 | 35  | 136 | 23  | 5,91  |
| JUNYENT, ORIOL   | 81  | 53  | 134 | 23  | 5,83  |
| VÁZQUEZ, FRAN    | 73  | 48  | 121 | 23  | 5,26  |
| GABRIEL, GERMÁN  | 90  | 30  | 120 | 23  | 5,22  |
| ALZAMORA, ALF.   | 72  | 44  | 116 | 23  | 5,04  |
| TRIAS, JORDI     | 72  | 36  | 108 | 22  | 4,91  |
| DE MIGUEL, I.    | 56  | 35  | 91  | 20  | 4,55  |
| YÁÑEZ, NACHO     | 64  | 40  | 104 | 23  | 4,52  |
| REYES, ALFONSO   | 49  | 42  | 91  | 22  | 4,14  |
| SAN EMETERIO     | 63  | 31  | 94  | 23  | 4,09  |
| OLIVER, ALBERT   | 63  | 27  | 90  | 23  | 3,91  |

### << ANOTADORES ESPAÑOLES >>

|                 | PTS | Par | Media |
|-----------------|-----|-----|-------|
| GABRIEL, GERMÁN | 348 | 23  | 15,1  |
| CALDERÓN, J.M.  | 327 | 22  | 14,9  |
| GARBAJOSA, J.   | 320 | 22  | 14,5  |
| FERNÁNDEZ, RUDY | 232 | 18  | 12,9  |
| NAVARRO, J.C.   | 296 | 23  | 12,9  |
| YEBRA, OSCAR    | 231 | 19  | 12,2  |
| JIMÉNEZ, CARLOS | 261 | 23  | 11,3  |
| SANMARTÍN, C.   | 259 | 23  | 11,3  |
| ORDÍN, NACHO    | 258 | 23  | 11,2  |
| MARCO, CARLES   | 255 | 23  | 11,1  |
| YÁÑEZ, NACHO    | 254 | 23  | 11,0  |
| OLIVER, ALBERT  | 247 | 23  | 10,7  |
| MARTÍNEZ, RAFA  | 244 | 23  | 10,6  |
| VÁZQUEZ, FRAN   | 244 | 23  | 10,6  |
| SAN EMETERIO    | 243 | 23  | 10,6  |

### << ASISTENCIAS >>

|                 | TOT | Par | Media |
|-----------------|-----|-----|-------|
| CORRALES, IVÁN  | 117 | 23  | 5,09  |
| BENNETT, ELMER  | 64  | 16  | 4,00  |
| OLIVER, ALBERT  | 91  | 23  | 3,96  |
| FERNÁNDEZ, RUDY | 66  | 18  | 3,67  |
| MARCO, CARLES   | 84  | 23  | 3,65  |
| JIMÉNEZ, CARLOS | 84  | 23  | 3,65  |
| SALGADO, JAVIER | 83  | 23  | 3,61  |
| CALDERÓN, J.M.  | 75  | 22  | 3,41  |
| CHERRY, CARLOS  | 76  | 23  | 3,30  |
| RAKOCEVIC, IGOR | 73  | 23  | 3,17  |
| BULLOCK, LOUIS  | 71  | 23  | 3,09  |
| MYERS, TERRELL  | 71  | 23  | 3,09  |
| ILIEVSKI, VLADO | 71  | 23  | 3,09  |
| VICTORIANO, L.  | 63  | 23  | 2,74  |
| HERNÁNDEZ, B.   | 63  | 23  | 2,74  |



# CORREOS

Patrocinador Oficial ACB

# SERVICIO DE ESTADISTICAS ACB

## << TIROS LIBRES >>

|                 | D1/I1   | Par | Media | %       |
|-----------------|---------|-----|-------|---------|
| RAKOCEVIC, IGOR | 145/168 | 23  | 6,30  | 86,31 % |
| JIMÉNEZ, CARLOS | 111/146 | 23  | 4,83  | 76,03 % |
| BELL, CHARLIE   | 99/117  | 21  | 4,71  | 84,62 % |
| ROE, LOU        | 107/146 | 23  | 4,65  | 73,29 % |
| BULLOCK, LOUIS  | 100/119 | 23  | 4,35  | 84,03 % |
| GABRIEL, GERMÁN | 88/103  | 23  | 3,83  | 85,44 % |
| SCOTT, RICHARD  | 88/126  | 23  | 3,83  | 69,84 % |
| ALEXANDER, D.   | 87/109  | 23  | 3,78  | 79,82 % |
| BODIROGA, DEJAN | 78/94   | 21  | 3,71  | 82,98 % |
| RODRÍGUEZ, N.   | 85/99   | 23  | 3,70  | 85,86 % |
| MYERS, TERRELL  | 83/108  | 23  | 3,61  | 76,85 % |
| ABRAMS, DANYA   | 82/110  | 23  | 3,57  | 74,55 % |
| MARTÍNEZ, RAFA  | 81/97   | 23  | 3,52  | 83,51 % |
| WILLIAMS, H.    | 63/72   | 18  | 3,50  | 87,50 % |
| THOMPSON, KEVIN | 79/116  | 23  | 3,43  | 68,10 % |

## << % TIROS LIBRES >>

|                 | CON | INT | %       |
|-----------------|-----|-----|---------|
| ESPIL, JUAN     | 57  | 58  | 98,28 % |
| MACIJAUSKAS, A. | 67  | 74  | 90,54 % |
| YEBRA, OSCAR    | 45  | 50  | 90,00 % |
| SLANINA, D.     | 71  | 79  | 89,87 % |
| LLOMPART, PEDRO | 35  | 39  | 89,74 % |
| ANGULO, LUCIO   | 66  | 74  | 89,19 % |
| MONTÁÑEZ, ROMÁN | 54  | 61  | 88,52 % |
| SALGADO, JAVIER | 50  | 57  | 87,72 % |
| WILLIAMS, H.    | 63  | 72  | 87,50 % |
| RODRÍGUEZ, BERN | 40  | 46  | 86,96 % |
| RAKOCEVIC, IGOR | 145 | 168 | 86,31 % |
| RODRÍGUEZ, N.   | 85  | 99  | 85,86 % |
| GABRIEL, GERMÁN | 88  | 103 | 85,44 % |
| CALDERÓN, J.M.  | 75  | 88  | 85,23 % |
| BELL, CHARLIE   | 99  | 117 | 84,62 % |

## << RECUPERACIONES >>

|                 | TOT | Par | Media |
|-----------------|-----|-----|-------|
| LÁBAQUE, BRUNO  | 49  | 23  | 2,13  |
| LEWIS, LARRY    | 43  | 23  | 1,87  |
| FERNÁNDEZ, RUDY | 32  | 18  | 1,78  |
| VICTORIANO, L.  | 39  | 23  | 1,70  |
| SCOLA, LUIS     | 37  | 23  | 1,61  |
| ANGULO, ALBERTO | 32  | 21  | 1,52  |
| BULLOCK, LOUIS  | 35  | 23  | 1,52  |
| RADULOVIC, N.   | 35  | 23  | 1,52  |
| CALDERÓN, J.M.  | 33  | 22  | 1,50  |
| DE MIGUEL, I.   | 30  | 20  | 1,50  |
| ILIEVSKI, VLADO | 34  | 23  | 1,48  |
| JIMÉNEZ, CARLOS | 34  | 23  | 1,48  |
| BENNETT, ELMER  | 23  | 16  | 1,44  |
| MYERS, TERRELL  | 33  | 23  | 1,43  |
| ROE, LOU        | 33  | 23  | 1,43  |

## << PERDIDAS >>

|                 | TOT | Par | Media |
|-----------------|-----|-----|-------|
| ALEXANDER, D.   | 90  | 23  | 3,91  |
| MYERS, TERRELL  | 73  | 23  | 3,17  |
| CORRALES, IVÁN  | 59  | 23  | 2,57  |
| RADULOVIC, N.   | 57  | 23  | 2,48  |
| GARCÉS, RUBÉN   | 57  | 23  | 2,48  |
| RAKOCEVIC, IGOR | 57  | 23  | 2,48  |
| ROE, LOU        | 56  | 23  | 2,43  |
| VICTORIANO, L.  | 55  | 23  | 2,39  |
| ABRAMS, DANYA   | 55  | 23  | 2,39  |
| WILLIAMS, H.    | 43  | 18  | 2,39  |
| FUCKA, GREGOR   | 51  | 22  | 2,32  |
| GABRIEL, GERMÁN | 53  | 23  | 2,30  |
| BELL, CHARLIE   | 48  | 21  | 2,29  |
| SALGADO, JAVIER | 52  | 23  | 2,26  |
| SCOTT, RICHARD  | 52  | 23  | 2,26  |

## << TIROS DE 2 PUNTOS >>

|                 | D2/I2   | Par | Media | %       |
|-----------------|---------|-----|-------|---------|
| SCOLA, LUIS     | 168/280 | 23  | 7,30  | 60,00 % |
| ROE, LOU        | 158/303 | 23  | 6,87  | 52,15 % |
| GARCÉS, RUBÉN   | 153/251 | 23  | 6,65  | 60,96 % |
| ALEXANDER, D.   | 146/267 | 23  | 6,35  | 54,68 % |
| SCOTT, RICHARD  | 145/266 | 23  | 6,30  | 54,51 % |
| OBERTO, F.      | 117/178 | 19  | 6,16  | 65,73 % |
| THOMPSON, KEVIN | 136/226 | 23  | 5,91  | 60,18 % |
| ARNOLD, JAMIE   | 109/177 | 19  | 5,74  | 61,58 % |
| LEWIS, LARRY    | 126/233 | 23  | 5,48  | 54,08 % |
| BELL, CHARLIE   | 104/198 | 21  | 4,95  | 52,53 % |
| RICCI, PHIL     | 108/196 | 22  | 4,91  | 55,10 % |
| MCDONALD, W.    | 111/201 | 23  | 4,83  | 55,22 % |
| WILLIAMS, H.    | 82/144  | 18  | 4,56  | 56,94 % |
| VÁZQUEZ, FRAN   | 104/170 | 23  | 4,52  | 61,18 % |
| BODIROGA, DEJAN | 94/169  | 21  | 4,48  | 55,62 % |

## << % TIROS DE 2 PUNTOS >>

|                 | CON | INT | %       |
|-----------------|-----|-----|---------|
| RODRÍGUEZ, BERN | 47  | 64  | 73,44 % |
| OBERTO, F.      | 117 | 178 | 65,73 % |
| MARTÍNEZ, RAFA  | 47  | 72  | 65,28 % |
| CABEZAS, CARLOS | 46  | 74  | 62,16 % |
| ARNOLD, JAMIE   | 109 | 177 | 61,58 % |
| VÁZQUEZ, FRAN   | 104 | 170 | 61,18 % |
| RODRÍGUEZ, S.   | 52  | 85  | 61,18 % |
| GARCÉS, RUBÉN   | 153 | 251 | 60,96 % |
| THOMPSON, KEVIN | 136 | 226 | 60,18 % |
| HAMILTON, V.    | 74  | 123 | 60,16 % |
| SCOLA, LUIS     | 168 | 280 | 60,00 % |
| FERNÁNDEZ, RUDY | 60  | 100 | 60,00 % |
| FOTSI, ANTONIS  | 48  | 80  | 60,00 % |
| ANGULO, LUCIO   | 52  | 87  | 59,77 % |
| VIDAL, SERGI    | 49  | 83  | 59,04 % |

## << TAPONES EFECTUADOS >>

|                  | TOT | Par | Media |
|------------------|-----|-----|-------|
| HAMILTON, V.     | 39  | 22  | 1,77  |
| RICCI, PHIL      | 35  | 22  | 1,59  |
| VÁZQUEZ, FRAN    | 35  | 23  | 1,52  |
| HDEZ-SONSECA, E. | 34  | 23  | 1,48  |
| WRIGHT, SHARONE  | 34  | 23  | 1,48  |
| WILLIAMS, H.     | 26  | 18  | 1,44  |
| SAVANE, SITAPHA  | 30  | 23  | 1,30  |
| ALSTON, DERRICK  | 29  | 23  | 1,26  |
| ELEY, BUD        | 26  | 23  | 1,13  |
| BRAMLETT, A.J.   | 18  | 16  | 1,13  |
| GARCÉS, RUBÉN    | 25  | 23  | 1,09  |
| SCOLA, LUIS      | 23  | 23  | 1,00  |
| WEIS, FREDERIC   | 21  | 22  | 0,95  |
| FUCKA, GREGOR    | 20  | 22  | 0,91  |
| THOMPSON, KEVIN  | 20  | 23  | 0,87  |

## << TAPONES RECIBIDOS >>

|                 | TOT | Par | Media |
|-----------------|-----|-----|-------|
| ALEXANDER, D.   | 23  | 23  | 1,00  |
| SCOTT, RICHARD  | 21  | 23  | 0,91  |
| BELL, CHARLIE   | 18  | 21  | 0,86  |
| RAKOCEVIC, IGOR | 19  | 23  | 0,83  |
| ABRAMS, DANYA   | 18  | 23  | 0,78  |
| OSTOJIC, DJURO  | 18  | 23  | 0,78  |
| REYES, ALFONSO  | 17  | 22  | 0,77  |
| SCOTT, BRENT    | 13  | 17  | 0,76  |
| MYERS, TERRELL  | 15  | 23  | 0,65  |
| THOMPSON, KEVIN | 15  | 23  | 0,65  |
| GARCÉS, RUBÉN   | 15  | 23  | 0,65  |
| JASEN, HERNÁN   | 15  | 23  | 0,65  |
| PANKO, ANDY     | 14  | 22  | 0,64  |
| BRAMLETT, A.J.  | 10  | 16  | 0,63  |
| GIANELLA, N.    | 14  | 23  | 0,61  |

## << TRIPLES CONVERTIDOS >>

|                 | D3/I3  | Par | Media | %       |
|-----------------|--------|-----|-------|---------|
| BELL, CHARLIE   | 79/189 | 21  | 3,76  | 41,80 % |
| SLANINA, D.     | 70/174 | 23  | 3,04  | 40,23 % |
| MYERS, TERRELL  | 68/166 | 23  | 2,96  | 40,96 % |
| RAKOCEVIC, IGOR | 59/113 | 23  | 2,57  | 52,21 % |
| ORDÍN, NACHO    | 55/120 | 23  | 2,39  | 45,83 % |
| MACIJAUSKAS, A. | 48/118 | 21  | 2,29  | 40,68 % |
| ESPIL, JUAN     | 52/136 | 23  | 2,26  | 38,24 % |
| LEWIS, QUINCY   | 52/144 | 23  | 2,26  | 36,11 % |
| MARCO, CARLES   | 51/113 | 23  | 2,22  | 45,13 % |
| YEBRA, OSCAR    | 42/89  | 19  | 2,21  | 47,19 % |
| ITURBE, IKER    | 46/101 | 22  | 2,09  | 45,54 % |
| BENNETT, ELMER  | 33/79  | 16  | 2,06  | 41,77 % |
| BULLOCK, LOUIS  | 47/121 | 23  | 2,04  | 38,84 % |
| RACCA, JORGE    | 44/103 | 23  | 1,91  | 42,72 % |
| LONCAR, NIKOLA  | 41/111 | 22  | 1,86  | 36,94 % |

## << % TIROS DE 3 PUNTOS >>

|                 | CON | INT | %       |
|-----------------|-----|-----|---------|
| RAKOCEVIC, IGOR | 59  | 113 | 52,21 % |
| ABBIO, A.       | 28  | 57  | 49,12 % |
| HANSEN, TRAVIS  | 25  | 52  | 48,08 % |
| GABRIEL, GERMÁN | 30  | 63  | 47,62 % |
| YEBRA, OSCAR    | 42  | 89  | 47,19 % |
| CALDERÓN, J.M.  | 30  | 65  | 46,15 % |
| ORDÍN, NACHO    | 55  | 120 | 45,83 % |
| ITURBE, IKER    | 46  | 101 | 45,54 % |
| MARCO, CARLES   | 51  | 113 | 45,13 % |
| ILIEVSKI, VLADO | 40  | 89  | 44,94 % |
| HERREROS, A.    | 40  | 91  | 43,96 % |
| GARBAJOSA, J.   | 38  | 87  | 43,68 % |
| LEWIS, LARRY    | 26  | 60  | 43,33 % |
| RACCA, JORGE    | 44  | 103 | 42,72 % |
| BREMER, J.R.    | 42  | 100 | 42,00 % |

## << FALTAS PERSONALES Y TECNICAS >>

|                 | TOT | Par | Media |
|-----------------|-----|-----|-------|
| DE MIGUEL, I.   | 82  | 20  | 4,10  |
| ELEY, BUD       | 88  | 23  | 3,83  |
| SCOTT, RICHARD  | 85  | 23  | 3,70  |
| OSTOJIC, DJURO  | 85  | 23  | 3,70  |
| ROE, LOU        | 85  | 23  | 3,70  |
| OBERTO, F.      | 70  | 19  | 3,68  |
| HAMILTON, V.    | 81  | 22  | 3,68  |
| BRAMLETT, A.J.  | 58  | 16  | 3,63  |
| VICTORIANO, L.  | 82  | 23  | 3,57  |
| REYES, FELIPE   | 82  | 23  | 3,57  |
| SCOTT, BRENT    | 60  | 17  | 3,53  |
| SCOLA, LUIS     | 81  | 23  | 3,52  |
| ABRAMS, DANYA   | 81  | 23  | 3,52  |
| PHILLIP, DARREN | 77  | 22  | 3,50  |
| MCDONALD, W.    | 80  | 23  | 3,48  |

## << FALTAS RECIBIDAS >>

|                 | TOT | Par | Media |
|-----------------|-----|-----|-------|
| RAKOCEVIC, IGOR | 147 | 23  | 6,39  |
| ROE, LOU        | 136 | 23  | 5,91  |
| JIMÉNEZ, CARLOS | 131 | 23  | 5,70  |
| SCOTT, RICHARD  | 125 | 23  | 5,43  |
| MYERS, TERRELL  | 121 | 23  | 5,26  |
| THOMPSON, KEVIN | 118 | 23  | 5,13  |
| BULLOCK, LOUIS  | 115 | 23  | 5,00  |
| BELL, CHARLIE   | 105 | 21  | 5,00  |
| WILLIAMS, H.    | 88  | 18  | 4,89  |
| ABRAMS, DANYA   | 111 | 23  | 4,83  |
| ALEXANDER, D.   | 110 | 23  | 4,78  |
| GABRIEL, GERMÁN | 109 | 23  | 4,74  |
| OSTOJIC, DJURO  | 108 | 23  | 4,70  |
| GARBAJOSA, J.   | 103 | 22  | 4,68  |
| SCOLA, LUIS     | 105 | 23  | 4,57  |

# SERVICIO DE ESTADISTICAS ACB

## ESTADISTICAS DE EQUIPO

### << MEJOR ATAQUE >>

|                         | PTS  | Par | Media |
|-------------------------|------|-----|-------|
| TAU CERAMICA            | 2050 | 23  | 89,13 |
| PAMESA VALENCIA         | 1983 | 23  | 86,22 |
| LECHE RIO               | 1962 | 23  | 85,30 |
| ADECCO ESTUDIANTES      | 1950 | 23  | 84,78 |
| CASADEMONT GIRONA       | 1931 | 23  | 83,96 |
| ETOSA ALICANTE          | 1926 | 23  | 83,74 |
| DKV JOVENTUT            | 1912 | 23  | 83,13 |
| UNICAJA                 | 1872 | 23  | 81,39 |
| CAJA SAN FERNANDO       | 1860 | 23  | 80,87 |
| REAL MADRID             | 1854 | 23  | 80,61 |
| LAGUN ARO BILBAO BASKET | 1809 | 23  | 78,65 |
| WINTERTHUR FCB          | 1806 | 23  | 78,52 |
| RICOH MANRESA           | 1802 | 23  | 78,35 |
| PLUS PUJOL LLEIDA       | 1790 | 23  | 77,83 |
| CB GRANADA              | 1768 | 23  | 76,87 |
| FORUM VALLADOLID        | 1764 | 23  | 76,70 |
| GRAN CANARIA            | 1721 | 23  | 74,83 |
| UNELCO TENERIFE         | 1635 | 23  | 71,09 |

### << MEJOR DEFENSA >>

|                         | PTS  | Par | Media |
|-------------------------|------|-----|-------|
| GRAN CANARIA            | 1624 | 23  | 70,61 |
| REAL MADRID             | 1643 | 23  | 71,43 |
| UNICAJA                 | 1720 | 23  | 74,78 |
| WINTERTHUR FCB          | 1751 | 23  | 76,13 |
| ETOSA ALICANTE          | 1752 | 23  | 76,17 |
| TAU CERAMICA            | 1839 | 23  | 79,96 |
| DKV JOVENTUT            | 1842 | 23  | 80,09 |
| UNELCO TENERIFE         | 1843 | 23  | 80,13 |
| RICOH MANRESA           | 1863 | 23  | 81,00 |
| FORUM VALLADOLID        | 1883 | 23  | 81,87 |
| ADECCO ESTUDIANTES      | 1888 | 23  | 82,09 |
| CAJA SAN FERNANDO       | 1896 | 23  | 82,43 |
| PAMESA VALENCIA         | 1940 | 23  | 84,35 |
| LAGUN ARO BILBAO BASKET | 1947 | 23  | 84,65 |
| PLUS PUJOL LLEIDA       | 1961 | 23  | 85,26 |
| CB GRANADA              | 1966 | 23  | 85,48 |
| LECHE RIO               | 1997 | 23  | 86,83 |
| CASADEMONT GIRONA       | 2040 | 23  | 88,70 |

### << MATES >>

|                         | TOT | Par | Media |
|-------------------------|-----|-----|-------|
| DKV JOVENTUT            | 68  | 23  | 2,96  |
| REAL MADRID             | 66  | 23  | 2,87  |
| UNICAJA                 | 56  | 23  | 2,43  |
| TAU CERAMICA            | 50  | 23  | 2,17  |
| FORUM VALLADOLID        | 47  | 23  | 2,04  |
| GRAN CANARIA            | 41  | 23  | 1,78  |
| ADECCO ESTUDIANTES      | 41  | 23  | 1,78  |
| PAMESA VALENCIA         | 39  | 23  | 1,70  |
| CAJA SAN FERNANDO       | 36  | 23  | 1,57  |
| CASADEMONT GIRONA       | 32  | 23  | 1,39  |
| PLUS PUJOL LLEIDA       | 26  | 23  | 1,13  |
| LECHE RIO               | 26  | 23  | 1,13  |
| WINTERTHUR FCB          | 23  | 23  | 1,00  |
| UNELCO TENERIFE         | 21  | 23  | 0,91  |
| ETOSA ALICANTE          | 20  | 23  | 0,87  |
| RICOH MANRESA           | 18  | 23  | 0,78  |
| LAGUN ARO BILBAO BASKET | 15  | 23  | 0,65  |
| CB GRANADA              | 10  | 23  | 0,43  |

### << ASISTENCIAS >>

|                         | TOT | Par | Media |
|-------------------------|-----|-----|-------|
| DKV JOVENTUT            | 367 | 23  | 15,96 |
| TAU CERAMICA            | 352 | 23  | 15,30 |
| PAMESA VALENCIA         | 343 | 23  | 14,91 |
| ADECCO ESTUDIANTES      | 335 | 23  | 14,57 |
| CAJA SAN FERNANDO       | 304 | 23  | 13,22 |
| UNICAJA                 | 303 | 23  | 13,17 |
| REAL MADRID             | 295 | 23  | 12,83 |
| CASADEMONT GIRONA       | 288 | 23  | 12,52 |
| ETOSA ALICANTE          | 284 | 23  | 12,35 |
| WINTERTHUR FCB          | 284 | 23  | 12,35 |
| LAGUN ARO BILBAO BASKET | 281 | 23  | 12,22 |
| RICOH MANRESA           | 277 | 23  | 12,04 |
| GRAN CANARIA            | 266 | 23  | 11,57 |
| FORUM VALLADOLID        | 263 | 23  | 11,43 |
| CB GRANADA              | 251 | 23  | 10,91 |
| PLUS PUJOL LLEIDA       | 247 | 23  | 10,74 |
| LECHE RIO               | 237 | 23  | 10,30 |
| UNELCO TENERIFE         | 226 | 23  | 9,83  |

### << VALORACION >>

|                         | TOT  | Par | Media |
|-------------------------|------|-----|-------|
| TAU CERAMICA            | 2296 | 23  | 99,83 |
| PAMESA VALENCIA         | 2125 | 23  | 92,39 |
| ADECCO ESTUDIANTES      | 2114 | 23  | 91,91 |
| ETOSA ALICANTE          | 2086 | 23  | 90,70 |
| DKV JOVENTUT            | 2070 | 23  | 90,00 |
| UNICAJA                 | 2031 | 23  | 88,30 |
| REAL MADRID             | 1996 | 23  | 86,78 |
| WINTERTHUR FCB          | 1973 | 23  | 85,78 |
| RICOH MANRESA           | 1888 | 23  | 82,09 |
| CASADEMONT GIRONA       | 1885 | 23  | 81,96 |
| LECHE RIO               | 1844 | 23  | 80,17 |
| CAJA SAN FERNANDO       | 1835 | 23  | 79,78 |
| GRAN CANARIA            | 1820 | 23  | 79,13 |
| LAGUN ARO BILBAO BASKET | 1819 | 23  | 79,09 |
| PLUS PUJOL LLEIDA       | 1769 | 23  | 76,91 |
| FORUM VALLADOLID        | 1744 | 23  | 75,83 |
| CB GRANADA              | 1703 | 23  | 74,04 |
| UNELCO TENERIFE         | 1467 | 23  | 63,78 |

## LAS SERIES DE LOS EQUIPOS

|                         | JORNADA |   |   |   |   |   |   |   |   |    |    |    |    |    |    |    |    |    |    |    |    |    |    |    |    |    |    |    |    |    |    |    |    |       | TO<br>TAL | CA<br>SA | FUE<br>RA | SERIE |    |
|-------------------------|---------|---|---|---|---|---|---|---|---|----|----|----|----|----|----|----|----|----|----|----|----|----|----|----|----|----|----|----|----|----|----|----|----|-------|-----------|----------|-----------|-------|----|
|                         | 1       | 2 | 3 | 4 | 5 | 6 | 7 | 8 | 9 | 10 | 11 | 12 | 13 | 14 | 15 | 16 | 17 | 18 | 19 | 20 | 21 | 22 | 23 | 24 | 25 | 26 | 27 | 28 | 29 | 30 | 31 | 32 | 33 | 34    |           |          |           | +     | -  |
| ADECCO ESTUDIANTES      | d       | d | v | d | d | v | d | v | v | v  | v  | v  | v  | v  | v  | v  | d  | d  | v  | d  | v  | d  | v  | d  | v  | d  | v  | d  | v  | d  | v  | d  | v  | d     | 13-10     | 7-4      | 6-6       | 8     | 3  |
| C.B. GRANADA            | d       | v | d | v | d | d | d | v | d | v  | v  | d  | d  | d  | v  | v  | d  | d  | d  | d  | d  | d  | d  | d  | d  | d  | d  | d  | d  | d  | d  | d  | d  | d     | 7-16      | 4-7      | 3-9       | 2     | 6* |
| CAJA SAN FERNANDO       | d       | v | v | d | d | d | v | v | d | d  | v  | v  | v  | v  | d  | v  | d  | d  | d  | d  | v  | d  | d  | d  | d  | d  | d  | d  | d  | d  | d  | d  | d  | 10-13 | 4-7       | 6-6      | 4         | 3*    |    |
| CASADEMONT GIRONA       | d       | d | d | v | v | v | d | v | d | d  | v  | d  | d  | d  | d  | v  | d  | v  | d  | v  | d  | v  | d  | d  | d  | d  | d  | d  | d  | d  | d  | d  | d  | 8-15  | 6-5       | 2-10     | 3         | 5     |    |
| DKV JOVENTUT            | v       | d | v | d | d | v | d | v | d | v  | d  | d  | d  | v  | d  | d  | v  | v  | v  | v  | v  | v  | v  | v  | v  | v  | v  | v  | v  | v  | v  | v  | v  | 13-10 | 7-4       | 6-6      | 7*        | 3     |    |
| ETOSA ALICANTE          | v       | v | v | v | v | v | v | v | v | v  | v  | v  | v  | v  | v  | v  | v  | v  | v  | v  | v  | v  | v  | v  | v  | v  | v  | v  | v  | v  | v  | v  | v  | 18-5  | 10-2      | 8-3      | 9         | 2     |    |
| WINTERTHUR FC BARCELONA | v       | v | v | v | v | v | v | d | v | v  | v  | d  | d  | d  | v  | d  | v  | v  | v  | d  | v  | d  | v  | d  | v  | d  | v  | d  | v  | d  | v  | d  | v  | 16-7  | 11-1      | 5-6      | 7         | 3     |    |
| FORUM VALLADOLID        | v       | d | d | v | d | d | v | d | v | v  | d  | d  | d  | d  | v  | d  | d  | d  | d  | d  | d  | d  | d  | d  | d  | d  | d  | d  | d  | d  | d  | d  | d  | 7-16  | 5-7       | 2-9      | 2         | 6     |    |
| GRAN CANARIA            | d       | v | v | d | d | v | v | v | d | v  | v  | v  | v  | v  | v  | d  | d  | v  | v  | v  | v  | d  | d  | v  | d  | d  | v  | d  | d  | v  | d  | d  | d  | 14-9  | 8-4       | 6-5      | 5         | 2     |    |
| LAGUN ARO BILBAO B.     | d       | v | d | d | v | d | d | d | v | d  | v  | v  | v  | v  | d  | d  | d  | d  | d  | d  | d  | d  | d  | d  | d  | d  | d  | d  | d  | d  | d  | d  | d  | 8-15  | 5-7       | 3-8      | 4         | 7     |    |
| LECHE RIO               | d       | d | v | d | d | d | v | d | d | d  | v  | v  | v  | v  | v  | d  | v  | v  | v  | v  | v  | v  | v  | v  | v  | v  | v  | v  | v  | v  | v  | v  | v  | 10-13 | 6-5       | 4-8      | 4*        | 5     |    |
| PAMESA VALENCIA         | v       | d | d | v | v | d | d | v | d | d  | v  | d  | d  | v  | v  | v  | v  | v  | v  | v  | v  | v  | v  | v  | v  | v  | v  | v  | v  | v  | v  | v  | v  | 13-10 | 7-5       | 6-8      | 8         | 4*    |    |
| PLUS PUJOL LLEIDA       | d       | v | d | v | d | d | d | d | d | v  | d  | d  | d  | d  | d  | v  | d  | d  | d  | d  | d  | d  | d  | d  | d  | d  | d  | d  | d  | d  | d  | d  | d  | 4-19  | 1-10      | 3-9      | 1         | 6     |    |
| REAL MADRID             | v       | v | v | v | v | v | v | v | v | v  | d  | d  | v  | v  | v  | v  | d  | v  | d  | v  | d  | v  | d  | v  | d  | v  | d  | v  | d  | v  | d  | v  | d  | 18-5  | 10-2      | 8-3      | 10        | 2     |    |
| RICOH MANRESA           | v       | d | d | d | v | d | v | d | v | v  | d  | d  | d  | d  | d  | v  | d  | d  | d  | d  | d  | d  | d  | v  | d  | d  | d  | d  | v  | d  | v  | d  | v  | 8-15  | 8-4       | 0-11     | 2         | 5     |    |
| TAU CERAMICA            | v       | v | v | v | v | d | d | d | v | d  | v  | v  | v  | v  | v  | v  | v  | v  | v  | v  | v  | v  | v  | v  | v  | v  | v  | v  | v  | v  | v  | v  | v  | 19-4  | 9-2       | 10-2     | 13*       | 3     |    |
| UNELCO TENERIFE         | d       | d | d | d | v | d | v | d | d | d  | d  | v  | d  | d  | d  | v  | d  | d  | d  | d  | d  | d  | d  | v  | d  | d  | v  | d  | v  | d  | v  | d  | v  | 6-17  | 5-7       | 1-10     | 1         | 4     |    |
| UNICAJA                 | v       | d | d | d | d | v | v | v | d | v  | d  | d  | v  | d  | v  | v  | v  | v  | v  | v  | v  | v  | v  | v  | v  | v  | v  | v  | v  | v  | v  | v  | v  | 15-8  | 8-3       | 7-5      | 9*        | 4     |    |

Claves: d=derrota / v=victoria / con un punto=indica partido jugado en casa / el asterisco (\*) indica que la serie está abierta



# SERVICIO DE ESTADISTICAS ACB

## << % TIROS LIBRES >>

|                         | CON | INT | %     |
|-------------------------|-----|-----|-------|
| WINTERTHUR FCB          | 373 | 470 | 79,36 |
| RICOH MANRESA           | 416 | 528 | 78,79 |
| ETOSA ALICANTE          | 461 | 590 | 78,14 |
| LAGUN ARO BILBAO BASKET | 366 | 478 | 76,57 |
| CAJA SAN FERNANDO       | 372 | 496 | 75,00 |
| FORUM VALLADOLID        | 387 | 520 | 74,42 |
| CB GRANADA              | 383 | 515 | 74,37 |
| LECHE RIO               | 432 | 584 | 73,97 |
| TAU CERAMICA            | 414 | 564 | 73,40 |
| ADECCO ESTUDIANTES      | 440 | 601 | 73,21 |
| UNICAJA                 | 329 | 451 | 72,95 |
| PAMESA VALENCIA         | 421 | 581 | 72,46 |
| REAL MADRID             | 370 | 517 | 71,57 |
| CASADEMONT GIRONA       | 368 | 518 | 71,04 |
| DKV JOVENTUT            | 349 | 493 | 70,79 |
| UNELCO TENERIFE         | 268 | 393 | 68,19 |
| GRAN CANARIA            | 319 | 490 | 65,10 |
| PLUS PUJOL LLEIDA       | 409 | 642 | 63,71 |

## << REBOTES DEFENSIVOS >>

|                         | TOT | Par | Media |
|-------------------------|-----|-----|-------|
| GRAN CANARIA            | 606 | 23  | 26,35 |
| UNICAJA                 | 556 | 23  | 24,17 |
| ADECCO ESTUDIANTES      | 542 | 23  | 23,57 |
| FORUM VALLADOLID        | 539 | 23  | 23,43 |
| REAL MADRID             | 538 | 23  | 23,39 |
| PAMESA VALENCIA         | 526 | 23  | 22,87 |
| ETOSA ALICANTE          | 526 | 23  | 22,87 |
| WINTERTHUR FCB          | 521 | 23  | 22,65 |
| CASADEMONT GIRONA       | 519 | 23  | 22,57 |
| RICOH MANRESA           | 517 | 23  | 22,48 |
| TAU CERAMICA            | 509 | 23  | 22,13 |
| PLUS PUJOL LLEIDA       | 503 | 23  | 21,87 |
| LAGUN ARO BILBAO BASKET | 501 | 23  | 21,78 |
| UNELCO TENERIFE         | 500 | 23  | 21,74 |
| CB GRANADA              | 497 | 23  | 21,61 |
| DKV JOVENTUT            | 488 | 23  | 21,22 |
| CAJA SAN FERNANDO       | 487 | 23  | 21,17 |
| LECHE RIO               | 484 | 23  | 21,04 |

## << RECUPERACIONES >>

|                         | TOT | Par | Media |
|-------------------------|-----|-----|-------|
| ADECCO ESTUDIANTES      | 236 | 23  | 10,26 |
| LECHE RIO               | 217 | 23  | 9,43  |
| ETOSA ALICANTE          | 209 | 23  | 9,09  |
| DKV JOVENTUT            | 207 | 23  | 9,00  |
| TAU CERAMICA            | 207 | 23  | 9,00  |
| CASADEMONT GIRONA       | 206 | 23  | 8,96  |
| LAGUN ARO BILBAO BASKET | 205 | 23  | 8,91  |
| PLUS PUJOL LLEIDA       | 199 | 23  | 8,65  |
| REAL MADRID             | 194 | 23  | 8,43  |
| CAJA SAN FERNANDO       | 184 | 23  | 8,00  |
| PAMESA VALENCIA         | 183 | 23  | 7,96  |
| CB GRANADA              | 182 | 23  | 7,91  |
| UNELCO TENERIFE         | 174 | 23  | 7,57  |
| GRAN CANARIA            | 173 | 23  | 7,52  |
| UNICAJA                 | 166 | 23  | 7,22  |
| WINTERTHUR FCB          | 160 | 23  | 6,96  |
| FORUM VALLADOLID        | 159 | 23  | 6,91  |
| RICOH MANRESA           | 142 | 23  | 6,17  |

## << PERDIDAS >>

|                         | TOT | Par | Media |
|-------------------------|-----|-----|-------|
| TAU CERAMICA            | 253 | 23  | 11,00 |
| UNICAJA                 | 282 | 23  | 12,26 |
| WINTERTHUR FCB          | 283 | 23  | 12,30 |
| REAL MADRID             | 285 | 23  | 12,39 |
| RICOH MANRESA           | 291 | 23  | 12,65 |
| CAJA SAN FERNANDO       | 292 | 23  | 12,70 |
| PLUS PUJOL LLEIDA       | 292 | 23  | 12,70 |
| LECHE RIO               | 292 | 23  | 12,70 |
| GRAN CANARIA            | 295 | 23  | 12,83 |
| ETOSA ALICANTE          | 302 | 23  | 13,13 |
| PAMESA VALENCIA         | 309 | 23  | 13,43 |
| DKV JOVENTUT            | 311 | 23  | 13,52 |
| LAGUN ARO BILBAO BASKET | 320 | 23  | 13,91 |
| CB GRANADA              | 323 | 23  | 14,04 |
| UNELCO TENERIFE         | 325 | 23  | 14,13 |
| ADECCO ESTUDIANTES      | 343 | 23  | 14,91 |
| CASADEMONT GIRONA       | 343 | 23  | 14,91 |
| FORUM VALLADOLID        | 350 | 23  | 15,22 |

## << % TIROS DE 2 PUNTOS >>

|                         | CON | INT  | %     |
|-------------------------|-----|------|-------|
| PAMESA VALENCIA         | 505 | 913  | 55,31 |
| UNICAJA                 | 494 | 898  | 55,01 |
| TAU CERAMICA            | 590 | 1087 | 54,28 |
| CASADEMONT GIRONA       | 519 | 967  | 53,67 |
| DKV JOVENTUT            | 531 | 995  | 53,37 |
| RICOH MANRESA           | 405 | 768  | 52,73 |
| ADECCO ESTUDIANTES      | 500 | 949  | 52,69 |
| LAGUN ARO BILBAO BASKET | 471 | 906  | 51,99 |
| ETOSA ALICANTE          | 491 | 948  | 51,79 |
| WINTERTHUR FCB          | 502 | 974  | 51,54 |
| REAL MADRID             | 475 | 928  | 51,19 |
| LECHE RIO               | 498 | 978  | 50,92 |
| CAJA SAN FERNANDO       | 495 | 984  | 50,30 |
| FORUM VALLADOLID        | 474 | 946  | 50,11 |
| GRAN CANARIA            | 482 | 967  | 49,84 |
| CB GRANADA              | 460 | 950  | 48,42 |
| PLUS PUJOL LLEIDA       | 530 | 1096 | 48,36 |
| UNELCO TENERIFE         | 430 | 933  | 46,09 |

## << REBOTES OFENSIVOS >>

|                         | TOT | Par | Media |
|-------------------------|-----|-----|-------|
| DKV JOVENTUT            | 305 | 23  | 13,26 |
| PLUS PUJOL LLEIDA       | 296 | 23  | 12,87 |
| REAL MADRID             | 289 | 23  | 12,57 |
| LECHE RIO               | 288 | 23  | 12,52 |
| GRAN CANARIA            | 279 | 23  | 12,13 |
| CAJA SAN FERNANDO       | 278 | 23  | 12,09 |
| UNELCO TENERIFE         | 273 | 23  | 11,87 |
| ADECCO ESTUDIANTES      | 266 | 23  | 11,57 |
| CASADEMONT GIRONA       | 266 | 23  | 11,57 |
| TAU CERAMICA            | 265 | 23  | 11,52 |
| FORUM VALLADOLID        | 262 | 23  | 11,39 |
| ETOSA ALICANTE          | 247 | 23  | 10,74 |
| CB GRANADA              | 240 | 23  | 10,43 |
| UNICAJA                 | 229 | 23  | 9,96  |
| PAMESA VALENCIA         | 219 | 23  | 9,52  |
| LAGUN ARO BILBAO BASKET | 206 | 23  | 8,96  |
| RICOH MANRESA           | 202 | 23  | 8,78  |
| WINTERTHUR FCB          | 200 | 23  | 8,70  |

## << TAPONES EFECTUADOS >>

|                         | TOT | Par | Media |
|-------------------------|-----|-----|-------|
| REAL MADRID             | 100 | 23  | 4,35  |
| GRAN CANARIA            | 90  | 23  | 3,91  |
| RICOH MANRESA           | 88  | 23  | 3,83  |
| DKV JOVENTUT            | 86  | 23  | 3,74  |
| UNICAJA                 | 82  | 23  | 3,57  |
| PAMESA VALENCIA         | 78  | 23  | 3,39  |
| PLUS PUJOL LLEIDA       | 78  | 23  | 3,39  |
| TAU CERAMICA            | 74  | 23  | 3,22  |
| ETOSA ALICANTE          | 74  | 23  | 3,22  |
| FORUM VALLADOLID        | 73  | 23  | 3,17  |
| WINTERTHUR FCB          | 69  | 23  | 3,00  |
| CB GRANADA              | 60  | 23  | 2,61  |
| CASADEMONT GIRONA       | 58  | 23  | 2,52  |
| ADECCO ESTUDIANTES      | 54  | 23  | 2,35  |
| LAGUN ARO BILBAO BASKET | 45  | 23  | 1,96  |
| CAJA SAN FERNANDO       | 40  | 23  | 1,74  |
| UNELCO TENERIFE         | 37  | 23  | 1,61  |
| LECHE RIO               | 31  | 23  | 1,35  |

## << TAPONES RECIBIDOS >>

|                         | TOT | Par | Media |
|-------------------------|-----|-----|-------|
| UNICAJA                 | 44  | 23  | 1,91  |
| TAU CERAMICA            | 55  | 23  | 2,39  |
| WINTERTHUR FCB          | 56  | 23  | 2,43  |
| DKV JOVENTUT            | 57  | 23  | 2,48  |
| REAL MADRID             | 58  | 23  | 2,52  |
| RICOH MANRESA           | 59  | 23  | 2,57  |
| ETOSA ALICANTE          | 62  | 23  | 2,70  |
| CASADEMONT GIRONA       | 63  | 23  | 2,74  |
| PAMESA VALENCIA         | 64  | 23  | 2,78  |
| GRAN CANARIA            | 69  | 23  | 3,00  |
| LAGUN ARO BILBAO BASKET | 70  | 23  | 3,04  |
| CAJA SAN FERNANDO       | 71  | 23  | 3,09  |
| UNELCO TENERIFE         | 74  | 23  | 3,22  |
| ADECCO ESTUDIANTES      | 75  | 23  | 3,26  |
| FORUM VALLADOLID        | 80  | 23  | 3,48  |
| CB GRANADA              | 85  | 23  | 3,70  |
| PLUS PUJOL LLEIDA       | 86  | 23  | 3,74  |
| LECHE RIO               | 89  | 23  | 3,87  |

## << % TIROS DE 3 PUNTOS >>

|                         | CON | INT | %     |
|-------------------------|-----|-----|-------|
| WINTERTHUR FCB          | 143 | 337 | 42,43 |
| PAMESA VALENCIA         | 184 | 438 | 42,01 |
| TAU CERAMICA            | 152 | 381 | 39,90 |
| UNICAJA                 | 185 | 471 | 39,28 |
| REAL MADRID             | 178 | 471 | 37,79 |
| CB GRANADA              | 155 | 421 | 36,82 |
| ETOSA ALICANTE          | 161 | 438 | 36,76 |
| RICOH MANRESA           | 192 | 529 | 36,29 |
| DKV JOVENTUT            | 167 | 466 | 35,84 |
| ADECCO ESTUDIANTES      | 170 | 475 | 35,79 |
| LECHE RIO               | 178 | 501 | 35,53 |
| LAGUN ARO BILBAO BASKET | 167 | 471 | 35,46 |
| CAJA SAN FERNANDO       | 166 | 471 | 35,24 |
| UNELCO TENERIFE         | 169 | 483 | 34,99 |
| CASADEMONT GIRONA       | 175 | 505 | 34,65 |
| FORUM VALLADOLID        | 143 | 418 | 34,21 |
| GRAN CANARIA            | 146 | 443 | 32,96 |
| PLUS PUJOL LLEIDA       | 107 | 344 | 31,10 |

## << TOTAL REBOTES >>

|                     | Def | Ofe | TOT | Par | Media |
|---------------------|-----|-----|-----|-----|-------|
| GRAN CANARIA        | 606 | 279 | 885 | 23  | 38,48 |
| REAL MADRID         | 538 | 289 | 827 | 23  | 35,96 |
| ADECCO ESTUDIANTES  | 542 | 266 | 808 | 23  | 35,13 |
| FORUM VALLADOLID    | 539 | 262 | 801 | 23  | 34,83 |
| PLUS PUJOL LLEIDA   | 503 | 296 | 799 | 23  | 34,74 |
| DKV JOVENTUT        | 488 | 305 | 793 | 23  | 34,48 |
| CASADEMONT GIRONA   | 519 | 266 | 785 | 23  | 34,13 |
| UNICAJA             | 556 | 229 | 785 | 23  | 34,13 |
| TAU CERAMICA        | 509 | 265 | 774 | 23  | 33,65 |
| ETOSA ALICANTE      | 526 | 247 | 773 | 23  | 33,61 |
| UNELCO TENERIFE     | 500 | 273 | 773 | 23  | 33,61 |
| LECHE RIO           | 484 | 288 | 772 | 23  | 33,57 |
| CAJA SAN FERNANDO   | 487 | 278 | 765 | 23  | 33,26 |
| PAMESA VALENCIA     | 526 | 219 | 745 | 23  | 32,39 |
| CB GRANADA          | 497 | 240 | 737 | 23  | 32,04 |
| WINTERTHUR FCB      | 521 | 200 | 721 | 23  | 31,35 |
| RICOH MANRESA       | 517 | 202 | 719 | 23  | 31,26 |
| LAGUN ARO BILBAO B. | 501 | 206 | 707 | 23  | 30,74 |

## << FALTAS PERSONALES Y TECNICAS >>

|                         | TOT | Par | Media |
|-------------------------|-----|-----|-------|
| WINTERTHUR FCB          | 459 | 23  | 19,96 |
| GRAN CANARIA            | 484 | 23  | 21,04 |
| ADECCO ESTUDIANTES      | 499 | 23  | 21,70 |
| UNELCO TENERIFE         | 510 | 23  | 22,17 |
| RICOH MANRESA           | 522 | 23  | 22,70 |
| ETOSA ALICANTE          | 522 | 23  | 22,70 |
| PLUS PUJOL LLEIDA       | 522 | 23  | 22,70 |
| CB GRANADA              | 527 | 23  | 22,91 |
| DKV JOVENTUT            | 528 | 23  | 22,96 |
| TAU CERAMICA            | 529 | 23  | 23,00 |
| LAGUN ARO BILBAO BASKET | 532 | 23  | 23,13 |
| UNICAJA                 | 540 | 23  | 23,48 |
| CAJA SAN FERNANDO       | 545 | 23  | 23,70 |
| PAMESA VALENCIA         | 551 | 23  | 23,96 |
| FORUM VALLADOLID        | 552 | 23  | 24,00 |
| REAL MADRID             | 558 | 23  | 24,26 |
| CASADEMONT GIRONA       | 566 | 23  | 24,61 |
| LECHE RIO               | 610 | 23  | 26,52 |

## << FALTAS RECIBIDAS >>

|                         | TOT | Par | Media |
|-------------------------|-----|-----|-------|
| PLUS PUJOL LLEIDA       | 592 | 23  | 25,74 |
| LECHE RIO               | 571 | 23  | 24,83 |
| ETOSA ALICANTE          | 569 | 23  | 24,74 |
| ADECCO ESTUDIANTES      | 563 | 23  | 24,48 |
| TAU CERAMICA            | 552 | 23  | 24,00 |
| FORUM VALLADOLID        | 546 | 23  | 23,74 |
| LAGUN ARO BILBAO BASKET | 545 | 23  | 23,70 |
| RICOH MANRESA           | 544 | 23  | 23,65 |
| PAMESA VALENCIA         | 539 | 23  | 23,43 |
| CB GRANADA              | 528 | 23  | 22,96 |
| REAL MADRID             | 520 | 23  | 22,61 |
| CASADEMONT GIRONA       | 517 | 23  | 22,48 |
| CAJA SAN FERNANDO       | 508 | 23  | 22,09 |
| DKV JOVENTUT            | 508 | 23  | 22,09 |
| UNICAJA                 | 501 | 23  | 21,78 |
| WINTERTHUR FCB          | 494 | 23  | 21,48 |
| GRAN CANARIA            | 486 | 23  | 21,13 |
| UNELCO TENERIFE         | 473 | 23  | 20,57 |

Winterthur F.C. Barcelona - Adecco Estudiantes

89-81

| Dor     | NOMBRE           | Tiempo | Pun tos | LOCAL      |            |             |     |       |      | Rebotes |     |     | Asi | Rec | Per | CT | Tapones |    | Mat | Faltas |    | VAL |
|---------|------------------|--------|---------|------------|------------|-------------|-----|-------|------|---------|-----|-----|-----|-----|-----|----|---------|----|-----|--------|----|-----|
|         |                  |        |         | TIROS DE 2 | TIROS DE 3 | TIR. LIBRES |     | Tot   | Def  | Ofe     | Fav | Con |     |     |     |    | Co      | Re |     |        |    |     |
| *6      | ILIEVSKI, VLADO  | 35:38  | 15      | 4/4        | 100%       | 2/4         | 50% | 1/3   | 33%  |         |     |     | 9   | 3   | 1   | 4  |         |    |     | 3      | 5  | 24  |
| *7      | FUCKA, GREGOR    | 28:46  | 6       | 3/11       | 27%        |             |     |       |      | 5       | 5   |     | 2   |     | 2   |    | 2       | 1  |     | 4      | 1  | 1   |
| 9       | DREJER, C.       |        |         |            |            |             |     |       |      |         |     |     |     |     |     |    |         |    |     |        |    |     |
| *10     | BODIROGA, DEJAN  | 32:29  | 17      | 5/8        | 63%        | 2/4         | 50% | 1/1   | 100% | 3       | 1   | 2   | 1   | 1   | 2   | 1  | 1       |    | 1   | 2      | 17 |     |
| 11      | NAVARRO, J.C.    | 25:35  | 16      | 3/3        | 100%       | 3/6         | 50% | 1/2   | 50%  | 1       | 1   |     | 2   |     | 2   | 3  |         |    | 2   | 1      | 12 |     |
| *14     | DE LA FUENTE, R. | 28:29  | 12      | 1/4        | 25%        | 2/3         | 67% | 4/4   | 100% | 7       | 5   | 2   | 3   | 2   | 3   | 1  |         |    |     | 3      | 20 |     |
| 18      | ESPUÑA, RAMON    | 00:04  |         |            |            |             |     |       |      |         |     |     |     |     |     |    |         |    | 1   |        | -1 |     |
| 25      | ZIZIC, ANDRIJA   | 20:02  | 10      | 3/3        | 100%       | 0/1         | 0%  | 4/4   | 100% | 4       | 3   | 1   |     | 2   |     |    |         |    | 4   | 4      | 15 |     |
| 30      | VAN DE HARE, R.  |        |         |            |            |             |     |       |      |         |     |     |     |     |     |    |         |    |     |        |    |     |
| 32      | SADA, VICTOR     | 04:22  |         |            |            |             |     |       |      |         |     |     |     |     |     |    |         |    |     |        |    |     |
| *42     | DAVIS, DEVIN     | 20:01  | 13      | 4/7        | 57%        |             |     | 5/7   | 71%  | 5       | 4   | 1   |     | 2   |     | 1  |         | 1  | 3   | 4      | 15 |     |
| 44      | GRIMAU, ROGER    | 04:34  |         |            |            |             |     |       |      | 1       | 1   |     |     |     |     | 1  |         |    | 1   |        | 1  |     |
|         | Equipo           |        |         |            |            |             |     |       |      | 2       | 1   | 1   |     | 3   | 1   |    |         |    |     |        | 4  |     |
| Totales |                  | 200:00 | 89      | 23/40      | 58%        | 9/18        | 50% | 16/21 | 76%  | 28      | 21  | 7   | 17  | 13  | 11  | 10 | 4       | 2  | 1   | 19     | 20 | 108 |

| Dor     | NOMBRE          | Tiempo | Pun tos | VISITANTE  |            |             |      |       |      | Rebotes |     |     | Asi | Rec | Per | CT | Tapones |    | Mat | Faltas |    | VAL |
|---------|-----------------|--------|---------|------------|------------|-------------|------|-------|------|---------|-----|-----|-----|-----|-----|----|---------|----|-----|--------|----|-----|
|         |                 |        |         | TIROS DE 2 | TIROS DE 3 | TIR. LIBRES |      | Tot   | Def  | Ofe     | Fav | Con |     |     |     |    | Co      | Re |     |        |    |     |
| 7       | LONCAR, NIKOLA  | 28:02  | 9       | 3/4        | 75%        | 0/5         | 0%   | 3/3   | 100% | 3       | 2   | 1   | 2   |     | 1   |    |         |    |     | 1      | 1  | 7   |
| *8      | MISO, ANDRES    | 12:31  | 7       | 2/3        | 67%        | 0/2         | 0%   | 3/4   | 75%  | 1       | 1   |     | 1   | 2   | 1   |    |         | 1  | 2   | 2      | 5  |     |
| *10     | JIMENEZ, CARLOS | 33:34  | 16      | 5/6        | 83%        | 1/1         | 100% | 3/4   | 75%  | 5       | 4   | 1   | 2   |     | 4   |    |         |    | 2   | 4      | 19 |     |
| *11     | RODRIGUEZ, S.   | 27:40  | 12      | 5/7        | 71%        | 0/2         | 0%   | 2/2   | 100% | 3       | 2   | 1   | 4   | 1   | 2   | 1  |         | 1  |     | 1      | 14 |     |
| 12      | VIDAURRETA, R.  | 12:24  | 1       | 0/1        | 0%         |             |      | 1/2   | 50%  | 4       | 4   |     |     |     |     |    |         |    | 1   | 1      | 3  |     |
| 13      | AZOFRA, NACHO   | 11:18  |         | 0/1        | 0%         | 0/2         | 0%   |       |      |         |     |     |     | 2   | 1   |    |         | 1  | 1   | 1      | -3 |     |
| 14      | JASEN, HERNAN   | 07:32  | 1       | 0/1        | 0%         |             |      | 1/2   | 50%  |         |     |     |     |     | 1   |    |         |    | 1   | 1      | -2 |     |
| 15      | ITURBE, IKER    | 28:01  | 18      | 2/3        | 67%        | 3/7         | 43%  | 5/5   | 100% | 1       |     | 1   | 3   | 1   | 1   |    |         |    | 3   | 3      | 17 |     |
| 18      | SUAREZ, CARLOS  |        |         |            |            |             |      |       |      |         |     |     |     |     |     |    |         |    |     |        |    |     |
| 20      | JASEN, JUAN     |        |         |            |            |             |      |       |      |         |     |     |     |     |     |    |         |    |     |        |    |     |
| *21     | PATTERSON, A.   | 14:36  | 3       | 1/2        | 50%        |             |      | 1/1   | 100% | 2       | 1   | 1   |     | 3   | 1   |    |         | 1  | 1   | 5      | 3  | 4   |
| *24     | GARCES, RUBEN   | 24:22  | 14      | 6/8        | 75%        |             |      | 2/2   | 100% | 7       | 5   | 2   |     |     | 2   |    |         | 2  | 4   | 2      | 16 |     |
|         | Equipo          |        |         |            |            |             |      |       |      | 3       | 2   | 1   |     | 1   | 2   |    |         |    |     |        | 2  |     |
| Totales |                 | 200:00 | 81      | 24/36      | 67%        | 4/19        | 21%  | 21/25 | 84%  | 29      | 21  | 8   | 12  | 10  | 16  | 1  | 2       | 4  | 2   | 20     | 19 | 82  |

Arbitros: ARTEAGA, LLAMAZARES, MARTINEZ DIEZ / Resultados parciales: (25-22), (17-22), (21-17), (26-20)

Lagun Aro Bilbao Basket - C.B. Granada

85-66

| Dor     | NOMBRE           | Tiempo | Pun tos | LOCAL      |            |             |      |       |      | Rebotes |     |     | Asi | Rec | Per | CT | Tapones |    | Mat | Faltas |    | VAL |
|---------|------------------|--------|---------|------------|------------|-------------|------|-------|------|---------|-----|-----|-----|-----|-----|----|---------|----|-----|--------|----|-----|
|         |                  |        |         | TIROS DE 2 | TIROS DE 3 | TIR. LIBRES |      | Tot   | Def  | Ofe     | Fav | Con |     |     |     |    | Co      | Re |     |        |    |     |
| 6       | URIZ, RICARDO    | 01:20  |         |            |            |             |      |       |      |         |     |     | 1   |     |     |    |         |    | 1   |        | 1  |     |
| *9      | SANMARTIN, C.    | 32:08  | 2       | 1/2        | 50%        | 0/3         | 0%   |       |      | 6       | 5   | 1   | 2   | 2   | 1   | 1  |         |    |     | 3      | 10 |     |
| 10      | GABRIEL, GERMAN  | 28:44  | 17      | 2/5        | 40%        | 3/5         | 60%  | 4/6   | 67%  | 6       | 3   | 3   | 1   | 1   | 1   |    | 1       | 1  | 2   | 6      | 21 |     |
| 11      | FERNANDEZ, LUCHO | 05:28  | 2       | 1/3        | 33%        |             |      |       |      |         |     |     |     | 1   |     | 1  |         | 1  |     |        | -1 |     |
| 14      | SALGADO, JAVIER  | 20:55  | 18      | 2/3        | 67%        | 4/6         | 67%  | 2/2   | 100% | 2       | 2   |     | 2   | 1   | 1   | 1  |         |    |     | 2      | 21 |     |
| *15     | WEIS, FREDERIC   | 24:35  | 4       | 2/3        | 67%        |             |      |       |      | 7       | 4   | 3   |     | 2   | 1   |    | 1       |    | 1   | 4      | 10 |     |
| *20     | SCOTT, RICHARD   | 21:13  | 8       | 3/6        | 50%        |             |      | 2/2   | 100% | 3       | 3   |     | 2   |     |     |    | 1       |    |     | 5      | 9  |     |
| *21     | SAVOVIC, P.      | 28:49  | 20      | 3/5        | 60%        | 4/10        | 40%  | 2/2   | 100% | 2       | 1   | 1   |     | 4   | 2   | 1  |         | 1  | 4   | 2      | 14 |     |
| *22     | CIORCIARI, D.    | 19:05  | 9       | 2/6        | 33%        | 1/1         | 100% | 2/4   | 50%  | 1       | 1   |     | 3   | 1   | 1   | 1  |         | 1  | 3   | 2      | 5  |     |
| 30      | JOHNSON, DAMON   | 17:43  | 5       | 1/3        | 33%        | 1/4         | 25%  |       |      | 2       | 2   |     | 2   | 1   | 2   |    |         |    | 2   | 3      | 4  |     |
|         | Equipo           |        |         |            |            |             |      |       |      | 4       | 2   | 2   |     |     |     |    |         |    |     |        | 4  |     |
| Totales |                  | 200:00 | 85      | 17/36      | 47%        | 13/29       | 45%  | 12/16 | 75%  | 33      | 23  | 10  | 13  | 13  | 8   | 6  | 2       | 3  | 4   | 21     | 23 | 98  |

| Dor     | NOMBRE         | Tiempo | Pun tos | VISITANTE  |            |             |     |       |      | Rebotes |     |     | Asi | Rec | Per | CT | Tapones |    | Mat | Faltas |    | VAL |
|---------|----------------|--------|---------|------------|------------|-------------|-----|-------|------|---------|-----|-----|-----|-----|-----|----|---------|----|-----|--------|----|-----|
|         |                |        |         | TIROS DE 2 | TIROS DE 3 | TIR. LIBRES |     | Tot   | Def  | Ofe     | Fav | Con |     |     |     |    | Co      | Re |     |        |    |     |
| 4       | ABBIO, A.      | 20:00  | 4       | 0/2        | 0%         | 1/2         | 50% | 1/2   | 50%  | 6       | 5   | 1   | 1   |     |     |    |         |    |     | 2      | 2  | 5   |
| 5       | ROMERO, DANIEL | 13:55  | 6       | 0/1        | 0%         | 1/2         | 50% | 3/4   | 75%  | 2       | 2   |     |     |     | 1   |    |         |    |     | 1      | 4  | 7   |
| 7       | RUEDA, FRAN    | 18:31  | 7       | 2/2        | 100%       | 1/2         | 50% |       |      |         |     |     |     |     | 1   |    |         |    |     | 1      |    | 5   |
| 8       | FERNANDEZ, J.  | 13:25  | 2       | 1/3        | 33%        | 0/2         | 0%  |       |      | 3       | 2   | 1   |     |     |     |    |         |    | 3   | 1      | -1 |     |
| *10     | PECILE, ANDREA | 11:40  |         |            |            | 0/1         | 0%  |       |      | 1       | 1   |     |     | 1   | 2   |    |         |    | 1   | 2      |    |     |
| *11     | ORDIN, NACHO   | 35:24  | 21      | 1/2        | 50%        | 6/10        | 60% | 1/2   | 50%  | 5       | 4   | 1   | 2   | 2   | 1   | 1  |         |    | 2   | 2      | 23 |     |
| *12     | PARAISO, J.A.  | 20:30  | 6       | 3/3        | 100%       | 0/2         | 0%  |       |      | 1       |     | 1   | 2   |     | 4   | 1  |         |    | 4   |        | -1 |     |
| *21     | GUTIERREZ, J.  | 10:40  | 2       | 0/1        | 0%         |             |     | 2/2   | 100% | 2       | 2   |     |     |     |     |    | 2       |    | 2   | 3      | 6  |     |
| *24     | ABRAMS, DANYA  | 31:18  | 8       | 4/9        | 44%        | 0/2         | 0%  |       |      | 7       | 6   | 1   | 2   | 6   | 1   |    | 1       |    | 3   | 3      | 3  |     |
| 54      | ELEY, BUD      | 24:37  | 10      | 3/4        | 75%        |             |     | 4/6   | 67%  | 1       | 1   | 1   | 2   | 2   | 3   |    | 1       |    | 4   | 4      | 10 |     |
|         | Equipo         |        |         |            |            |             |     |       |      | 4       | 3   | 1   |     |     |     |    |         |    |     |        | 4  |     |
| Totales |                | 200:00 | 66      | 14/27      | 52%        | 9/23        | 39% | 11/16 | 69%  | 32      | 25  | 7   | 9   | 5   | 18  | 4  | 3       | 2  |     | 23     | 21 | 61  |

Arbitros: MITJANA, MURGUI, GARCIA LEON / Resultados parciales: (26-12), (21-17), (14-22), (24-15)

## Casademont Girona - Unicaja

| Dor     | NOMBRE          | Tiempo | Puntos | LOCAL      |            |             |      | Rebotes |      |     | Asi | Rec | Per | CT | Tapones |    | Mat | Faltas |    | VAL |    |    |
|---------|-----------------|--------|--------|------------|------------|-------------|------|---------|------|-----|-----|-----|-----|----|---------|----|-----|--------|----|-----|----|----|
|         |                 |        |        | TIROS DE 2 | TIROS DE 3 | TIR. LIBRES | Tot  | Def     | Ofe  | Fav |     |     |     |    | Con     | Co |     | Re     |    |     |    |    |
| *4      | TRIAS, JORDI    | 35:57  | 9      | 4/6        | 67%        | 0/3         | 0%   | 1/2     | 50%  | 8   | 4   | 4   | 1   | 1  | 2       | 1  | 2   | 3      | 1  | 12  |    |    |
| 6       | SABAT, ALBERT   | 04:15  |        | 0/1        | 0%         | 0/1         | 0%   |         |      |     |     |     |     |    |         |    |     |        |    | -3  |    |    |
| *7      | THOMPSON, KEVIN | 33:54  | 15     | 4/9        | 44%        |             |      | 7/7     | 100% | 8   | 6   | 2   | 1   |    |         |    | 2   | 9      | 26 |     |    |    |
| *8      | VICTORIANO, L.  | 26:07  | 8      | 1/3        | 33%        | 1/4         | 25%  | 3/4     | 75%  | 2   | 4   | 3   |     |    |         |    | 4   | 5      | 6  |     |    |    |
| *9      | ROGERS, PAUL    | 15:36  | 6      | 1/3        | 33%        |             |      | 4/5     | 80%  | 5   | 3   | 2   |     |    |         |    | 2   | 4      | 9  |     |    |    |
| 10      | CLAVAGUERA, S.  |        |        |            |            |             |      |         |      |     |     |     |     |    |         |    |     |        |    |     |    |    |
| *11     | MYERS, TERRELL  | 34:02  | 27     | 2/11       | 18%        | 6/8         | 75%  | 5/6     | 83%  | 2   | 2   |     | 2   | 1  | 1       |    | 1   | 3      | 5  | 20  |    |    |
| 13      | BIOTA, NACHO    | 02:39  |        |            |            |             |      |         |      |     |     |     |     |    |         |    |     |        |    |     |    |    |
| 14      | ESPINOSA, TONI  |        |        |            |            |             |      |         |      |     |     |     |     |    |         |    |     |        |    |     |    |    |
| 21      | RECKER, LUCAS   | 25:02  |        | 0/1        | 0%         | 0/3         | 0%   |         |      | 2   | 2   |     |     | 1  |         |    |     |        |    | -3  |    |    |
| 22      | GRIMAU, SERGI   | 09:00  | 2      | 1/1        | 100%       | 0/1         | 0%   |         |      |     |     |     |     |    |         |    | 2   |        |    | -2  |    |    |
| 44      | DUMAS, STEPHANE | 13:28  | 3      | 0/4        | 0%         | 1/1         | 100% |         |      | 2   | 2   |     |     |    |         | 2  |     |        |    |     |    |    |
|         | Equipo          |        |        |            |            |             |      |         |      | 1   | 1   |     |     |    |         |    |     |        |    |     |    |    |
| Totales |                 | 200:00 | 70     | 13/39      | 33%        | 8/21        | 38%  | 20/24   | 83%  | 28  | 20  | 8   | 8   | 7  | 8       | 3  | 1   | 3      | 2  | 19  | 24 | 65 |

| Dor     | NOMBRE           | Tiempo | Puntos | VISITANTE  |            |             |      | Rebotes |      |     | Asi | Rec | Per | CT | Tapones |    | Mat | Faltas |   | VAL |    |     |
|---------|------------------|--------|--------|------------|------------|-------------|------|---------|------|-----|-----|-----|-----|----|---------|----|-----|--------|---|-----|----|-----|
|         |                  |        |        | TIROS DE 2 | TIROS DE 3 | TIR. LIBRES | Tot  | Def     | Ofe  | Fav |     |     |     |    | Con     | Co |     | Re     |   |     |    |     |
| 5       | RODRIGUEZ, BERNI | 22:16  | 7      | 2/5        | 40%        | 1/3         | 33%  |         |      |     |     |     | 2   | 1  |         |    |     | 4      | 2 | 4   |    |     |
| *6      | RISACHER, S.     | 20:00  | 12     | 3/5        | 60%        | 2/4         | 50%  |         |      | 4   | 2   | 2   |     |    |         |    |     | 2      |   | 12  |    |     |
| 8       | LAZARO, JESUS    |        |        |            |            |             |      |         |      |     |     |     |     |    |         |    |     |        |   |     |    |     |
| *9      | BREMER, J.R.     | 20:06  | 11     | 1/4        | 25%        | 3/3         | 100% |         |      |     |     |     |     |    |         |    |     | 4      |   | 1   |    |     |
| *10     | CABEZAS, CARLOS  | 20:00  | 10     | 4/6        | 67%        | 0/1         | 0%   | 2/2     | 100% | 1   | 1   |     | 2   | 1  |         | 1  |     | 1      | 3 | 12  |    |     |
| *11     | TABAK, ZAN       | 24:53  | 6      | 3/7        | 43%        |             |      |         |      | 8   | 3   | 5   | 1   | 1  | 1       |    | 1   | 4      | 1 | 8   |    |     |
| *15     | GARBAJOSA, J.    | 25:32  | 19     | 4/6        | 67%        | 2/4         | 50%  | 5/7     | 71%  | 12  | 11  | 1   | 2   | 1  | 1       | 2  | 1   | 3      | 5 | 30  |    |     |
| 20      | SANCHEZ, PEPE    | 20:00  |        | 0/1        | 0%         | 0/1         | 0%   |         |      | 3   | 3   |     | 4   | 3  | 4       |    |     | 1      | 1 | 4   |    |     |
| 22      | PIETRUS, F.      | 12:06  | 4      | 0/2        | 0%         |             |      | 4/4     | 100% | 6   | 3   | 3   |     |    | 1       |    |     | 3      | 3 | 8   |    |     |
| 23      | HERRMANN, W.     | 20:00  | 8      | 2/4        | 50%        | 1/3         | 33%  | 1/1     | 100% | 10  | 7   | 3   |     |    | 1       |    |     | 1      | 1 | 15  |    |     |
| 24      | VAZQUEZ, FRAN    | 15:07  | 12     | 6/10       | 60%        |             |      | 0/2     | 0%   | 4   | 2   | 2   |     |    | 1       |    | 2   | 4      | 1 | 8   |    |     |
|         | Equipo           |        |        |            |            |             |      |         |      | 2   | 1   | 1   |     |    | 1       |    |     |        |   | 3   |    |     |
| Totales |                  | 200:00 | 89     | 25/50      | 50%        | 9/19        | 47%  | 12/16   | 75%  | 50  | 33  | 17  | 11  | 9  | 12      | 5  | 3   | 1      | 3 | 24  | 19 | 105 |

Arbitros: GARCIA ORTIZ, REQUENA, SACRISTAN / Resultados parciales: (25-29), (16-25), (19-15), (10-20)

## Plus Pujol Lleida - Leche Río

| Dor     | NOMBRE          | Tiempo | Puntos | LOCAL      |            |             |     | Rebotes |      |     | Asi | Rec | Per | CT | Tapones |    | Mat | Faltas |   | VAL |    |    |
|---------|-----------------|--------|--------|------------|------------|-------------|-----|---------|------|-----|-----|-----|-----|----|---------|----|-----|--------|---|-----|----|----|
|         |                 |        |        | TIROS DE 2 | TIROS DE 3 | TIR. LIBRES | Tot | Def     | Ofe  | Fav |     |     |     |    | Con     | Co |     | Re     |   |     |    |    |
| 5       | FERNANDEZ, G.   | 27:10  | 12     | 1/3        | 33%        | 2/6         | 33% | 4/6     | 67%  | 4   | 3   | 1   |     |    |         |    |     | 5      | 2 | 5   |    |    |
| 6       | COMAS, JAUME    | 22:07  | 7      | 1/3        | 33%        | 0/4         | 0%  | 5/6     | 83%  | 4   | 2   | 2   | 2   | 1  | 1       |    |     | 5      | 6 | 7   |    |    |
| 7       | CALLEJO, DANI   | 00:24  |        |            |            | 0/1         | 0%  |         |      |     |     |     |     |    |         |    |     |        |   | -1  |    |    |
| *8      | SIMPKINS, D.    | 19:38  | 1      | 0/4        | 0%         |             |     | 1/4     | 25%  | 3   | 1   | 2   |     |    | 1       |    |     | 3      | 3 | -3  |    |    |
| 10      | TAMAMES, BERNI  | 09:24  | 2      | 0/2        | 0%         |             |     | 2/2     | 100% | 5   | 2   | 3   |     |    |         |    |     | 2      | 2 | 4   |    |    |
| 11      | VILLACAMPA, E.  |        |        |            |            |             |     |         |      |     |     |     |     |    |         |    |     |        |   |     |    |    |
| 13      | BORDAS, RAMON   | 07:42  |        |            |            | 0/2         | 0%  |         |      | 1   | 1   |     | 1   |    |         |    |     | 2      | 1 | -1  |    |    |
| 15      | ANGULO, ALBERTO |        |        |            |            |             |     |         |      |     |     |     |     |    |         |    |     |        |   |     |    |    |
| *21     | ALSTON, DERRICK | 22:03  | 8      | 4/7        | 57%        |             |     |         |      | 7   | 4   | 3   | 1   | 1  | 1       |    | 3   | 1      | 4 | 2   | 14 |    |
| *23     | GIANELLA, N.    | 38:05  | 29     | 9/13       | 69%        | 3/5         | 60% | 2/3     | 67%  | 1   | 1   |     | 2   | 1  | 2       | 1  |     | 4      | 2 | 23  |    |    |
| *33     | RAMOS, SERGIO   | 21:06  | 7      | 1/5        | 20%        | 1/6         | 17% | 2/2     | 100% | 4   | 4   |     |     | 1  | 2       |    | 1   | 2      | 2 |     |    |    |
| *55     | YAÑEZ, NACHO    | 32:21  | 12     | 3/4        | 75%        | 1/8         | 13% | 3/4     | 75%  | 10  | 6   | 4   | 1   | 2  |         |    |     | 5      | 4 | 15  |    |    |
|         | Equipo          |        |        |            |            |             |     |         |      | 1   | 1   |     |     |    |         |    |     | 1      | 1 | 2   |    |    |
| Totales |                 | 200:00 | 78     | 19/41      | 46%        | 7/30        | 23% | 19/29   | 66%  | 40  | 25  | 15  | 7   | 5  | 7       | 3  | 5   | 1      | 1 | 32  | 25 | 65 |

| Dor     | NOMBRE          | Tiempo | Puntos | VISITANTE  |            |             |      | Rebotes |      |     | Asi | Rec | Per | CT | Tapones |    | Mat | Faltas |    | VAL |    |    |
|---------|-----------------|--------|--------|------------|------------|-------------|------|---------|------|-----|-----|-----|-----|----|---------|----|-----|--------|----|-----|----|----|
|         |                 |        |        | TIROS DE 2 | TIROS DE 3 | TIR. LIBRES | Tot  | Def     | Ofe  | Fav |     |     |     |    | Con     | Co |     | Re     |    |     |    |    |
| *6      | ALZAMORA, ALF.  | 25:37  | 16     | 6/7        | 86%        |             |      | 4/9     | 44%  | 7   | 4   | 3   |     |    | 1       | 1  |     | 4      | 6  | 20  |    |    |
| *8      | OSTOJIC, DJURO  | 21:32  | 12     | 4/6        | 67%        |             |      | 4/6     | 67%  | 3   | 1   | 2   |     |    |         |    |     | 4      | 4  | 9   |    |    |
| 9       | CARRARETTO, M.  | 06:19  |        |            |            |             |      |         |      |     |     |     |     |    |         |    |     | 1      |    | -1  |    |    |
| *12     | PETROVIC, V.    | 25:31  | 9      | 4/5        | 80%        | 0/1         | 0%   | 1/4     | 25%  | 6   | 5   | 1   | 2   | 2  | 1       |    | 1   | 4      | 3  | 11  |    |    |
| 13      | REYES, ALFONSO  | 15:20  | 8      | 4/9        | 44%        |             |      |         |      | 3   | 2   | 1   |     |    | 1       |    | 1   | 1      | 3  |     |    |    |
| 14      | GONZALEZ, R.    | 16:50  | 1      |            |            |             |      | 1/2     | 50%  | 3   | 3   |     |     |    |         |    |     | 1      | 2  | 3   |    |    |
| *22     | RODRIGUEZ, JAVI | 19:06  |        | 0/1        | 0%         | 0/1         | 0%   |         |      | 7   | 7   |     |     |    | 1       |    |     | 2      | 1  | 4   |    |    |
| 31      | GIFFA, SACHA    | 13:16  | 7      | 1/5        | 20%        | 1/1         | 100% | 2/2     | 100% | 2   | 1   | 1   | 1   | 1  |         | 1  |     | 3      | 1  | 5   |    |    |
| 33      | GOMIS, JOSEPH   | 21:21  | 9      | 2/2        | 100%       | 0/3         | 0%   | 5/5     | 100% | 1   |     | 1   | 2   | 2  |         |    |     | 2      | 5  | 10  |    |    |
| *42     | BELL, CHARLIE   | 35:08  | 26     | 6/12       | 50%        | 2/5         | 40%  | 8/10    | 80%  | 5   | 4   | 1   | 2   |    |         | 3  |     | 2      | 10 | 25  |    |    |
|         | Equipo          |        |        |            |            |             |      |         |      | 4   | 2   | 2   |     |    | 1       |    |     | 1      |    | 2   |    |    |
| Totales |                 | 200:00 | 88     | 27/47      | 57%        | 3/11        | 27%  | 25/38   | 66%  | 41  | 29  | 12  | 8   | 3  | 11      | 3  | 1   | 5      | 1  | 25  | 32 | 91 |

Arbitros: MARTIN BERTRAN, PEREZ PIZARRO, JIMENEZ / Resultados parciales: (16-23), (24-26), (20-18), (18-21)

## Real Madrid - Gran Canaria

| Dor     | NOMBRE          | Tiempo | Puntos | LOCAL      |            |             | Rebotes |      |     | Asi | Rec | Per | CT | Tapones |     | Mat | Faltas |    | VAL |    |    |    |
|---------|-----------------|--------|--------|------------|------------|-------------|---------|------|-----|-----|-----|-----|----|---------|-----|-----|--------|----|-----|----|----|----|
|         |                 |        |        | TIROS DE 2 | TIROS DE 3 | TIR. LIBRES | Tot     | Def  | Ofe |     |     |     |    | Fav     | Con |     | Co     | Re |     |    |    |    |
| 5       | SONKO, MOUS     |        |        |            |            |             |         |      |     |     |     |     |    |         |     |     |        |    |     |    |    |    |
| *6      | BENNETT, ELMER  | 33:42  | 9      | 0/2        | 0%         | 3/6         | 50%     |      | 1   | 1   |     | 8   |    | 1       |     |     | 5      | 3  | 10  |    |    |    |
| 7       | STOJIC, MARIO   | 05:14  |        |            |            |             |         |      |     |     |     |     |    |         |     |     | 1      |    | -1  |    |    |    |
| 9       | FOTSIS, ANTONIS | 16:48  | 9      | 4/6        | 67%        | 0/3         | 0%      | 1/2  | 50% | 3   | 1   | 2   | 1  | 1       |     | 1   |        | 2  | 11  |    |    |    |
| *11     | HERREROS, A.    | 30:43  | 19     | 2/4        | 50%        | 4/6         | 67%     | 3/4  | 75% | 2   | 1   | 1   | 2  | 1       |     |     | 3      | 3  | 19  |    |    |    |
| 12      | BUENO, ANTONIO  | 05:52  | 5      | 2/3        | 67%        |             |         | 1/2  | 50% |     |     |     |    |         |     |     |        | 1  | 4   |    |    |    |
| *14     | REYES, FELIPE   | 15:54  | 6      | 2/7        | 29%        |             |         | 2/3  | 67% | 2   | 2   |     |    | 1       | 2   |     | 2      | 3  | 3   |    |    |    |
| 15      | GELABALE, M.    | 18:46  | 3      | 0/1        | 0%         | 1/1         | 100%    |      | 2   | 2   |     |     |    |         |     |     |        | 1  | 5   |    |    |    |
| 17      | HERVELLE, AXEL  | 18:26  | 4      | 2/3        | 67%        | 0/4         | 0%      |      | 6   | 2   | 4   | 1   | 3  | 1       |     |     | 2      | 3  | 9   |    |    |    |
| *22     | BULLOCK, LOUIS  | 31:46  | 14     | 1/6        | 17%        | 4/6         | 67%     |      | 4   | 3   | 1   | 1   | 1  |         |     |     | 3      | 2  | 12  |    |    |    |
| *31     | BURKE, PAT      | 22:49  | 8      | 4/10       | 40%        |             |         |      | 6   | 5   | 1   |     | 2  | 1       | 1   | 1   | 2      | 2  | 6   |    |    |    |
|         | Equipo          |        |        |            |            |             |         |      | 7   | 5   | 2   |     |    |         |     |     |        |    | 6   |    |    |    |
| Totales |                 | 200:00 | 77     | 17/42      | 40%        | 12/26       | 46%     | 7/11 | 64% | 33  | 22  | 11  | 13 | 9       | 6   | 2   | 3      | 2  | 2   | 18 | 18 | 84 |

| Dor     | NOMBRE           | Tiempo | Puntos | VISITANTE  |            |             | Rebotes |      |      | Asi | Rec | Per | CT | Tapones |     | Mat | Faltas |    | VAL |    |    |    |
|---------|------------------|--------|--------|------------|------------|-------------|---------|------|------|-----|-----|-----|----|---------|-----|-----|--------|----|-----|----|----|----|
|         |                  |        |        | TIROS DE 2 | TIROS DE 3 | TIR. LIBRES | Tot     | Def  | Ofe  |     |     |     |    | Fav     | Con |     | Co     | Re |     |    |    |    |
| 6       | CAMPS, SALVA     | 10:54  | 9      | 1/2        | 50%        | 2/4         | 50%     | 1/2  | 50%  | 1   | 1   |     |    | 2       |     |     | 2      | 3  | 5   |    |    |    |
| *7      | SAVANE, SITAPHA  | 23:04  | 6      | 2/7        | 29%        |             |         | 2/2  | 100% | 8   | 5   | 3   | 1  |         | 2   |     | 1      | 1  | 8   |    |    |    |
| *11     | GUERRA, ROBERTO  | 29:57  | 9      | 2/7        | 29%        | 1/3         | 33%     | 2/2  | 100% | 3   | 1   | 2   |    | 1       | 1   |     | 2      | 3  | 4   |    |    |    |
| 12      | ESTELLER, ROGER  | 06:32  |        | 0/1        | 0%         | 0/1         | 0%      |      |      |     |     | 1   |    |         |     |     |        |    | -1  |    |    |    |
| *15     | MCDONALD, W.     | 18:03  | 1      | 0/2        | 0%         |             |         | 1/2  | 50%  | 3   | 2   | 1   |    | 3       |     |     | 5      | 3  | -4  |    |    |    |
| 16      | HDEZ-SONSECA, E. | 24:44  | 4      | 2/4        | 50%        |             |         |      | 9    | 6   | 3   |     | 2  |         | 2   |     | 2      | 2  | 11  |    |    |    |
| 19      | LAMPROPULOS, F.  |        |        |            |            |             |         |      |      |     |     |     |    |         |     |     |        |    |     |    |    |    |
| *20     | MORAN, JIM       | 35:34  | 16     | 4/5        | 80%        | 2/2         | 100%    | 2/4  | 50%  | 2   | 2   |     | 2  | 2       |     |     |        | 3  | 22  |    |    |    |
| 22      | MARTINEZ, G.     |        |        |            |            |             |         |      |      |     |     |     |    |         |     |     |        |    |     |    |    |    |
| *25     | KEYS, BILLY      | 37:14  | 17     | 4/8        | 50%        | 3/8         | 38%     | 0/2  | 0%   | 8   | 8   |     | 4  | 1       | 3   |     | 3      | 3  | 15  |    |    |    |
| 45      | BALDO, VICTOR    | 13:58  | 4      | 2/4        | 50%        |             |         |      | 1    | 1   | 1   |     |    | 1       |     |     | 3      |    | -1  |    |    |    |
|         | Equipo           |        |        |            |            |             |         |      | 5    | 3   | 2   |     |    | 1       |     |     |        |    | 6   |    |    |    |
| Totales |                  | 200:00 | 66     | 17/40      | 43%        | 8/18        | 44%     | 8/14 | 57%  | 40  | 28  | 12  | 9  | 4       | 14  | 1   | 2      | 3  | 3   | 18 | 18 | 65 |

Arbitros: SANCHA, CONDE, ROSADO / Resultados parciales: (17-20), (20-23), (18-10), (22-13)

## Ricoh Manresa - Fórum Valladolid

| Dor     | NOMBRE          | Tiempo | Puntos | LOCAL      |            |             | Rebotes |       |      | Asi | Rec | Per | CT | Tapones |     | Mat | Faltas |    | VAL |    |    |    |
|---------|-----------------|--------|--------|------------|------------|-------------|---------|-------|------|-----|-----|-----|----|---------|-----|-----|--------|----|-----|----|----|----|
|         |                 |        |        | TIROS DE 2 | TIROS DE 3 | TIR. LIBRES | Tot     | Def   | Ofe  |     |     |     |    | Fav     | Con |     | Co     | Re |     |    |    |    |
| *4      | OLIVER, ALBERT  | 32:52  | 12     | 3/6        | 50%        | 2/5         | 40%     |       | 2    | 1   | 1   | 3   | 2  | 1       | 1   |     | 1      | 3  | 15  |    |    |    |
| 5       | MARTINEZ, RAFA  | 24:01  | 7      | 1/1        | 100%       | 1/3         | 33%     | 2/2   | 100% | 4   | 2   | 2   | 1  |         | 2   |     | 3      | 3  | 8   |    |    |    |
| *8      | LAVIÑA, FERRAN  | 29:26  | 11     | 1/3        | 33%        | 2/4         | 50%     | 3/4   | 75%  | 2   | 2   |     |    | 1       | 2   | 1   | 3      | 4  | 7   |    |    |    |
| 9       | ESMORIS, J.R.   | 10:58  | 7      | 2/2        | 100%       | 1/1         | 100%    |       | 2    | 2   |     | 1   |    |         | 1   |     | 4      | 1  | 8   |    |    |    |
| 11      | BRAVO, CESAR    | 01:28  |        |            |            |             |         |       |      |     |     |     |    |         |     |     |        |    | -1  |    |    |    |
| *13     | RICCI, PHIL     | 34:51  | 21     | 8/17       | 47%        | 1/1         | 100%    | 2/5   | 40%  | 10  | 6   | 4   | 1  | 2       | 3   | 1   | 3      | 3  | 18  |    |    |    |
| *14     | MILLER, DANNY   | 15:35  | 3      | 0/2        | 0%         | 1/3         | 33%     |       | 3    | 2   | 1   | 2   |    | 1       |     |     | 2      | 1  | 2   |    |    |    |
| 16      | RUBIO, GUILLEM  | 04:58  |        |            |            |             |         |       |      |     |     |     |    |         |     |     |        |    | -1  |    |    |    |
| *17     | ELLIOTT, RODNEY | 27:56  | 6      | 0/3        | 0%         | 1/4         | 25%     | 3/4   | 75%  | 6   | 4   | 2   |    | 2       | 2   |     | 3      | 2  | 4   |    |    |    |
| 20      | ESPII, JUAN     | 17:55  | 9      | 1/2        | 50%        | 1/4         | 25%     | 4/4   | 100% | 1   | 1   |     |    | 1       |     |     | 3      | 2  | 6   |    |    |    |
|         | Equipo          |        |        |            |            |             |         |       | 3    | 1   | 2   |     |    | 1       | 1   |     | 1      | 1  | 3   |    |    |    |
| Totales |                 | 200:00 | 76     | 16/36      | 44%        | 10/25       | 40%     | 14/19 | 74%  | 33  | 21  | 12  | 8  | 9       | 12  | 3   | 5      | 4  | 1   | 27 | 21 | 69 |

| Dor     | NOMBRE           | Tiempo | Puntos | VISITANTE  |            |             | Rebotes |       |      | Asi | Rec | Per | CT | Tapones |     | Mat | Faltas |    | VAL |    |    |    |
|---------|------------------|--------|--------|------------|------------|-------------|---------|-------|------|-----|-----|-----|----|---------|-----|-----|--------|----|-----|----|----|----|
|         |                  |        |        | TIROS DE 2 | TIROS DE 3 | TIR. LIBRES | Tot     | Def   | Ofe  |     |     |     |    | Fav     | Con |     | Co     | Re |     |    |    |    |
| *4      | RADULOVIC, N.    | 34:51  | 5      | 1/1        | 100%       | 0/1         | 0%      | 3/6   | 50%  | 9   | 8   | 1   | 4  | 1       | 1   | 1   | 3      |    | 2   | 6  | 21 |    |
| *6      | ALEXANDER, D.    | 38:48  | 28     | 6/14       | 43%        | 1/2         | 50%     | 13/13 | 100% | 10  | 5   | 5   | 4  | 3       | 3   | 1   | 1      | 2  | 1   | 3  | 10 | 39 |
| 7       | QUINTERO, OMAR   | 13:23  | 2      | 1/3        | 33%        |             |         |       |      |     |     |     |    |         |     |     | 1      |    | 2   |    | -3 |    |
| *8      | MONTAÑEZ, ROMAN  | 26:37  | 11     | 0/1        | 0%         | 3/7         | 43%     | 2/2   | 100% | 1   |     | 1   |    | 2       |     |     | 3      |    | 3   | 2  |    |    |
| *9      | SAN EMETERIO, F. | 34:17  | 9      | 2/6        | 33%        | 1/1         | 100%    | 2/6   | 33%  | 5   | 4   | 1   | 1  | 3       | 3   |     | 3      | 6  | 9   |    |    |    |
| 10      | SAN MIGUEL, R.   |        |        |            |            |             |         |       |      |     |     |     |    |         |     |     |        |    |     |    |    |    |
| 11      | REJON, G.        | 06:00  | 2      | 1/1        | 100%       |             |         |       | 2    | 1   | 1   |     |    |         |     |     |        | 4  |     |    |    |    |
| 15      | SANTOS, JOAO     | 05:43  |        | 0/1        | 0%         |             |         | 0/1   | 0%   | 1   | 1   |     |    |         |     |     |        | 1  | 1   | -1 |    |    |
| 19      | CORRALES, IVAN   | 31:28  | 11     | 0/1        | 0%         | 3/6         | 50%     | 2/2   | 100% | 3   | 3   |     | 2  | 2       | 3   |     | 1      | 3  | 3   | 10 |    |    |
| 22      | ALLOATTI, A.     |        |        |            |            |             |         |       |      |     |     |     |    |         |     |     |        |    |     |    |    |    |
| *34     | WRIGHT, SHARONE  | 08:53  | 4      | 2/6        | 33%        |             |         |       | 4    | 2   | 2   |     |    |         |     |     |        |    |     | 4  |    |    |
|         | Equipo           |        |        |            |            |             |         |       | 1    | 1   |     |     |    | 1       |     |     |        |    | 1   | 1  |    |    |
| Totales |                  | 200:00 | 72     | 13/34      | 38%        | 8/17        | 47%     | 22/30 | 73%  | 36  | 25  | 11  | 11 | 9       | 13  | 2   | 4      | 5  | 2   | 21 | 27 | 82 |

Arbitros: MAZA, REDONDO, CARDUS / Resultados parciales: (20-18), (20-20), (23-15), (13-19)

**Etosa Alicante - Caja San Fernando**

**93-88**

| Dor | NOMBRE          | Tiempo | Pun tos | LOCAL      |            |             |      | Rebotes |     |     | Asi | Rec | Per | CT | Tapones |     | Mat | Faltas |    | VAL |     |
|-----|-----------------|--------|---------|------------|------------|-------------|------|---------|-----|-----|-----|-----|-----|----|---------|-----|-----|--------|----|-----|-----|
|     |                 |        |         | TIROS DE 2 | TIROS DE 3 | TIR. LIBRES |      | Tot     | Def | Ofe |     |     |     |    | Fav     | Con |     | Co     | Re |     |     |
| 4   | HERNANDEZ, B.   | 17:50  |         | 0/1        | 0%         | 0/2         | 0%   | 2       | 2   |     |     |     |     |    |         |     | 2   |        | -3 |     |     |
| *5  | RODRIGUEZ, N.   | 22:10  | 13      | 4/4        | 100%       | 0/1         | 0%   | 4       | 3   | 1   | 5   | 1   | 2   | 1  |         |     | 2   | 3      | 20 |     |     |
| *7  | ANGULO, LUCIO   | 36:33  | 22      | 4/7        | 57%        | 2/3         | 67%  | 2       | 1   | 1   | 1   | 1   | 3   | 1  | 2       |     | 2   | 5      | 24 |     |     |
| 10  | WEIGAND, AXEL   | 01:34  | 1       |            |            | 1/2         | 50%  | 1       | 1   |     |     |     |     |    |         |     |     | 1      | 2  |     |     |
| 13  | GARCIA, HECTOR  | 15:13  | 7       | 0/1        | 0%         | 1/3         | 33%  | 2       | 2   |     |     | 1   |     |    |         |     |     | 3      | 10 |     |     |
| 14  | JUNYENT, ORIOL  | 17:18  | 7       | 3/4        | 75%        | 1/2         | 50%  | 3       | 3   |     | 1   |     | 1   |    |         |     | 1   | 3      | 10 |     |     |
| *15 | DE MIGUEL, I.   | 27:05  | 16      | 5/10       | 50%        | 1/1         | 100% | 6       | 5   | 1   |     | 1   |     |    |         | 3   | 4   | 5      | 13 |     |     |
| 16  | CANO, FRAN      |        |         |            |            |             |      |         |     |     |     |     |     |    |         |     |     |        |    |     |     |
| 17  | GRUBER, LUIS F. |        |         |            |            |             |      |         |     |     |     |     |     |    |         |     |     |        |    |     |     |
| *24 | LEWIS, QUINCY   | 26:40  | 13      | 2/7        | 29%        | 1/5         | 20%  | 3       | 2   | 1   |     | 3   | 2   |    |         | 1   | 4   | 8      | 8  |     |     |
| 33  | MORENTIN, R.    |        |         |            |            |             |      |         |     |     |     |     |     |    |         |     |     |        |    |     |     |
| *40 | LEWIS, LARRY    | 35:37  | 14      | 3/6        | 50%        | 2/3         | 67%  | 8       | 4   | 4   |     |     |     |    |         | 2   | 2   | 2      | 20 |     |     |
|     | Equipo          |        |         |            |            |             |      | 5       | 4   | 1   |     |     |     |    |         |     |     |        | 6  |     |     |
|     | Totales         | 200:00 | 93      | 21/40      | 53%        | 7/18        | 39%  | 30/39   | 77% | 36  | 27  | 9   | 7   | 8  | 8       | 2   | 4   | 4      | 17 | 30  | 110 |

| Dor | NOMBRE          | Tiempo | Pun tos | VISITANTE  |            |             |      | Rebotes |     |     | Asi | Rec | Per | CT | Tapones |     | Mat | Faltas |    | VAL |    |    |
|-----|-----------------|--------|---------|------------|------------|-------------|------|---------|-----|-----|-----|-----|-----|----|---------|-----|-----|--------|----|-----|----|----|
|     |                 |        |         | TIROS DE 2 | TIROS DE 3 | TIR. LIBRES |      | Tot     | Def | Ofe |     |     |     |    | Fav     | Con |     | Co     | Re |     |    |    |
| 5   | CAZORLA, CARLOS | 24:25  | 14      | 4/4        | 100%       | 2/2         | 100% | 2       | 1   | 1   |     | 1   | 2   |    |         |     | 4   | 1      | 12 |     |    |    |
| 7   | PHILLIP, DARREN | 21:22  | 4       | 1/7        | 14%        |             | 2/4  | 50%     | 3   | 1   | 2   | 1   |     |    |         |     | 5   | 2      | -3 |     |    |    |
| 8   | CHERRY, CARLOS  | 20:00  | 8       | 2/3        | 67%        | 1/4         | 25%  | 3       | 3   |     | 1   | 1   |     |    | 1       |     | 3   | 1      | 5  |     |    |    |
| 9   | PEREZ, RAUL     |        |         |            |            |             |      |         |     |     |     |     |     |    |         |     |     |        |    |     |    |    |
| 12  | CIPRUSS, K.     | 08:49  | 4       | 2/3        | 67%        |             |      | 6       | 4   | 2   |     |     | 1   |    | 1       |     | 2   |        | 7  |     |    |    |
| *13 | SANTANGELO, M.  | 26:02  | 11      | 4/4        | 100%       | 0/6         | 0%   | 1       | 1   |     | 2   |     | 2   |    |         |     | 3   | 4      | 7  |     |    |    |
| *14 | SLANINA, D.     | 36:33  | 15      | 2/3        | 67%        | 3/8         | 38%  | 4       | 4   |     | 1   |     |     |    | 1       |     | 3   | 2      | 12 |     |    |    |
| *19 | MARAS, ROBERT   | 09:09  | 5       | 2/2        | 100%       |             | 1/2  | 50%     | 3   | 1   | 2   |     |     |    |         |     | 3   | 2      | 6  |     |    |    |
| *23 | ROE, LOU        | 38:07  | 19      | 7/14       | 50%        | 0/2         | 0%   | 6       | 6   |     | 4   | 2   | 2   |    | 1       | 1   | 2   | 3      | 5  | 21  |    |    |
| *33 | PANKO, ANDY     | 15:33  | 8       | 4/5        | 80%        | 0/1         | 0%   | 2       | 2   |     | 1   | 1   | 2   |    | 2       | 1   | 4   |        | 5  |     |    |    |
|     | Equipo          |        |         |            |            |             |      | 2       | 1   | 1   |     |     | 1   |    |         |     |     |        | 1  |     |    |    |
|     | Totales         | 200:00 | 88      | 28/45      | 62%        | 6/23        | 26%  | 14/19   | 74% | 32  | 24  | 8   | 10  | 5  | 10      |     | 4   | 4      | 2  | 30  | 17 | 73 |

Arbitros: AMOROS, GUIRAO, ORTEGA / Resultados parciales: (31-15), (14-20), (23-26), (25-27)

**Unelco Tenerife - TAU Cerámica**

**87-93**

| Dor | NOMBRE          | Tiempo | Pun tos | LOCAL      |            |             |     | Rebotes |     |     | Asi | Rec | Per | CT | Tapones |     | Mat | Faltas |    | VAL |   |
|-----|-----------------|--------|---------|------------|------------|-------------|-----|---------|-----|-----|-----|-----|-----|----|---------|-----|-----|--------|----|-----|---|
|     |                 |        |         | TIROS DE 2 | TIROS DE 3 | TIR. LIBRES |     | Tot     | Def | Ofe |     |     |     |    | Fav     | Con |     | Co     | Re |     |   |
| *4  | HOPKINS, B.     | 35:16  | 19      | 8/9        | 89%        | 3/5         | 60% | 12      | 7   | 5   | 5   | 1   | 2   |    |         |     | 4   | 6      | 34 |     |   |
| *5  | LABAQUE, BRUNO  | 30:00  | 6       | 1/1        | 100%       | 1/2         | 50% | 2       | 1   | 1   | 4   | 1   | 1   |    |         |     | 5   | 4      | 9  |     |   |
| 7   | BARRY, SCOOTER  | 10:00  |         | 0/2        | 0%         |             |     | 1       | 1   |     | 1   |     | 2   |    |         |     | 3   |        | -5 |     |   |
| 11  | TOLEDO, S.      | 02:37  |         |            |            |             |     |         |     |     |     |     |     |    |         |     |     |        |    |     |   |
| 12  | SANCHEZ, DIEGO  | 04:29  |         |            |            |             |     |         |     |     |     |     |     |    |         |     |     |        |    |     |   |
| 15  | RODRIGUEZ, IVAN |        |         |            |            |             |     |         |     |     |     |     |     |    |         |     |     |        |    |     |   |
| 20  | ROBLES, PEDRO   |        |         |            |            |             |     |         |     |     |     |     |     |    |         |     |     |        |    |     |   |
| 24  | TRAINA, BRAD    | 23:21  | 15      | 1/1        | 100%       | 4/7         | 57% |         |     |     |     | 1   | 3   |    |         |     | 3   | 4      | 9  |     |   |
| *25 | RACCA, JORGE    | 35:31  | 26      | 7/10       | 70%        | 4/7         | 57% | 2       | 1   | 1   | 2   | 2   | 1   | 1  |         | 1   | 1   | 24     |    |     |   |
| *32 | GRIFFITH, R.    | 34:11  | 8       | 4/11       | 36%        |             | 0/1 | 0%      | 11  | 8   | 3   | 2   |     | 4  |         | 2   | 1   | 3      | 4  | 2   | 8 |
| *34 | SIMS, LEWIS     | 24:35  | 13      | 2/6        | 33%        | 2/5         | 40% | 2       | 2   |     |     |     | 2   |    |         |     | 3   | 3      | 5  |     |   |
|     | Equipo          |        |         |            |            |             |     | 2       | 2   |     |     |     |     |    |         |     |     |        | 2  |     |   |
|     | Totales         | 200:00 | 87      | 23/40      | 58%        | 11/21       | 52% | 32      | 22  | 10  | 14  | 5   | 15  | 1  | 2       | 1   | 4   | 23     | 19 | 86  |   |

| Dor | NOMBRE          | Tiempo | Pun tos | VISITANTE  |            |             |     | Rebotes |     |     | Asi | Rec | Per | CT | Tapones |     | Mat | Faltas |    | VAL |    |     |
|-----|-----------------|--------|---------|------------|------------|-------------|-----|---------|-----|-----|-----|-----|-----|----|---------|-----|-----|--------|----|-----|----|-----|
|     |                 |        |         | TIROS DE 2 | TIROS DE 3 | TIR. LIBRES |     | Tot     | Def | Ofe |     |     |     |    | Fav     | Con |     | Co     | Re |     |    |     |
| *4  | SCOLA, LUIS     | 40:00  | 21      | 9/14       | 64%        |             | 3/5 | 60%     | 7   | 6   | 1   | 1   |     | 3  |         | 1   | 1   | 2      | 6  | 23  |    |     |
| 5   | PRIGIONI, PABLO | 10:00  | 5       | 1/2        | 50%        | 1/2         | 50% | 2       | 1   | 1   | 1   | 1   |     |    |         |     | 1   |        | 6  |     |    |     |
| *6  | HANSEN, TRAVIS  | 23:07  | 12      | 3/6        | 50%        | 2/4         | 50% | 1       |     | 1   | 2   |     |     |    | 1       | 1   | 3   |        | 6  |     |    |     |
| *7  | MACIJAUSKAS, A. | 22:01  | 17      | 2/2        | 100%       | 4/9         | 44% | 2       | 2   |     |     |     | 1   |    |         |     | 2   | 1      | 11 |     |    |     |
| *8  | CALDERON, J.M.  | 30:12  | 7       | 2/2        | 100%       | 0/2         | 0%  | 3       | 3   |     | 2   | 2   | 1   |    |         |     | 1   | 6      | 15 |     |    |     |
| 9   | VIDAL, SERGI    | 21:30  | 13      | 4/6        | 67%        | 1/2         | 50% | 2       | 2   |     | 2   |     |     | 1  |         |     | 1   | 1      | 14 |     |    |     |
| 13  | CONLEY, ROBERT  | 13:22  | 3       | 1/4        | 25%        | 0/3         | 0%  | 1       |     | 1   |     | 1   | 1   |    |         |     | 2   | 2      | -2 |     |    |     |
| *18 | DAVID, KORNEL   | 20:33  | 12      | 6/6        | 100%       |             |     | 3       |     | 3   |     | 1   |     |    |         |     | 4   | 1      | 13 |     |    |     |
| 21  | SPLITTER, TIAGO | 19:15  | 3       |            |            |             | 3/6 | 50%     | 7   | 5   | 2   | 1   | 2   | 1  |         |     | 3   | 6      | 12 |     |    |     |
| 22  | GABINI, ROBERTO |        |         |            |            |             |     |         |     |     |     |     |     |    |         |     |     |        |    |     |    |     |
| 51  | BETTS, ANDREW   |        |         |            |            |             |     |         |     |     |     |     |     |    |         |     |     |        |    |     |    |     |
|     | Equipo          |        |         |            |            |             |     | 2       | 2   |     |     |     |     |    |         |     |     |        | 2  |     |    |     |
|     | Totales         | 200:00 | 93      | 28/42      | 67%        | 8/22        | 36% | 13/20   | 65% | 30  | 21  | 9   | 9   | 7  | 7       | 1   | 1   | 2      | 1  | 19  | 23 | 100 |


Arbitros: PEREZ PEREZ, GARCIA GONZALEZ, PRIETO / Resultados parciales: (25-23), (18-21), (20-21), (24-28)

**Pamesa Valencia - DKV Joventut**

| Dor     | NOMBRE          | Tiempo | Puntos | LOCAL      |            |             |     |     | Rebotes |     |     | Asi | Rec | Per | CT | Taponos |    | Mat | Faltas |    | VAL |
|---------|-----------------|--------|--------|------------|------------|-------------|-----|-----|---------|-----|-----|-----|-----|-----|----|---------|----|-----|--------|----|-----|
|         |                 |        |        | TIROS DE 2 | TIROS DE 3 | TIR. LIBRES | Tot | Def | Ofe     | Fav | Con |     |     |     |    | Co      | Re |     |        |    |     |
| 5       | URTASUN, ALEX   |        |        |            |            |             |     |     |         |     |     |     |     |     |    |         |    |     |        |    |     |
| *6      | MONTECCHIA, A.  | 17:17  | 5      | 1/1 100%   | 1/2 50%    |             |     |     | 3       | 3   |     | 1   | 1   | 2   |    |         |    |     | 4      |    | 3   |
| *8      | RAKOCEVIC, IGOR | 34:49  | 29     | 6/9 67%    | 3/6 50%    | 8/11 73%    |     |     | 1       | 1   |     | 4   | 1   | 2   | 1  |         | 1  |     | 2      | 10 | 31  |
| 9       | ARTEAGA, O.     |        |        |            |            |             |     |     |         |     |     |     |     |     |    |         |    |     |        |    |     |
| 10      | KAMMERICHS, F.  | 23:15  | 3      | 1/4 25%    | 0/3 0%     | 1/2 50%     |     |     | 4       | 3   | 1   | 1   | 2   | 1   |    |         |    |     | 2      | 1  | 1   |
| 13      | OKULAJA, A.     | 09:45  |        | 0/2 0%     |            |             |     |     | 1       |     | 1   |     |     | 1   |    |         |    |     |        |    | -2  |
| *14     | OBERTO, F.      | 30:09  | 18     | 9/12 75%   |            | 0/4 0%      |     |     | 10      | 7   | 3   | 2   | 3   | 1   |    |         | 1  |     | 4      | 5  | 25  |
| 15      | LUENGO, VICTOR  | 11:38  | 2      | 1/2 50%    | 0/1 0%     |             |     |     | 1       | 1   |     |     |     |     |    |         | 1  |     | 2      |    | -2  |
| 16      | LLOMPART, PEDRO | 19:39  | 8      | 1/1 100%   | 2/4 50%    |             |     |     | 1       | 1   |     | 1   | 1   |     |    |         |    |     | 3      |    | 6   |
| *18     | TOMASEVIC, D.   | 31:50  | 8      | 3/10 30%   |            | 2/4 50%     |     |     | 12      | 4   | 8   | 2   | 4   | 5   | 1  | 2       | 1  |     | 4      | 3  | 12  |
| *22     | YEBRA, OSCAR    | 21:38  | 10     | 1/3 33%    | 2/3 67%    | 2/2 100%    |     |     | 2       | 1   | 1   |     |     | 3   |    |         |    |     | 3      | 1  | 4   |
|         | Equipo          |        |        |            |            |             |     |     | 2       | 1   | 1   |     | 1   | 1   |    |         |    |     |        |    | 2   |
| Totales |                 | 200:00 | 83     | 23/44 52%  | 8/19 42%   | 13/23 57%   |     |     | 37      | 22  | 15  | 11  | 13  | 16  | 2  | 2       | 4  |     | 24     | 20 | 80  |

| Dor     | NOMBRE         | Tiempo | Puntos | VISITANTE  |            |             |     |     | Rebotes |     |     | Asi | Rec | Per | CT | Taponos |    | Mat | Faltas |    | VAL |
|---------|----------------|--------|--------|------------|------------|-------------|-----|-----|---------|-----|-----|-----|-----|-----|----|---------|----|-----|--------|----|-----|
|         |                |        |        | TIROS DE 2 | TIROS DE 3 | TIR. LIBRES | Tot | Def | Ofe     | Fav | Con |     |     |     |    | Co      | Re |     |        |    |     |
| *4      | HAMILTON, V.   | 24:41  | 18     | 7/11 64%   |            | 4/4 100%    |     |     | 5       | 2   | 3   | 2   | 1   | 2   | 1  | 3       |    | 2   | 5      | 5  | 23  |
| *6      | MARCO, CARLES  | 26:53  | 18     | 2/4 50%    | 4/6 67%    | 2/2 100%    |     |     | 1       | 1   |     | 5   | 1   | 3   | 1  |         |    |     | 1      | 3  | 20  |
| *9      | VAZQUEZ, PACO  | 25:40  |        | 0/1 0%     | 0/3 0%     |             |     |     | 5       | 4   | 1   | 3   | 1   | 1   |    |         |    |     | 4      | 3  | 3   |
| *15     | MUMBRU, ALEX   | 33:22  | 12     | 3/6 50%    | 1/4 25%    | 3/4 75%     |     |     | 2       | 2   |     | 5   |     | 2   |    | 1       |    |     | 1      | 3  | 13  |
| 16      | FLIS, DMITRY   | 12:34  | 4      | 2/3 67%    |            |             |     |     | 4       | 3   | 1   | 1   |     | 1   |    |         |    |     | 2      |    | 5   |
| *21     | YOUNG, JESSE   | 21:07  | 10     | 3/5 60%    | 1/1 100%   | 1/2 50%     |     |     | 6       | 2   | 4   | 1   | 2   | 1   | 1  |         |    | 1   | 4      | 2  | 13  |
| 32      | GUROVIC, MILAN | 20:19  | 13     | 1/3 33%    | 2/3 67%    | 5/6 83%     |     |     | 3       | 3   |     | 1   | 1   | 2   |    |         | 1  |     | 1      | 3  | 13  |
| 44      | HUERTAS, M.    | 13:46  | 2      | 1/5 20%    |            |             |     |     |         |     |     | 1   |     | 3   |    |         |    |     | 1      | 1  | -4  |
| 45      | ROOKS, S.      | 21:38  | 9      | 3/6 50%    |            | 3/4 75%     |     |     | 5       | 4   | 1   | 2   |     | 1   |    |         | 1  |     | 1      | 4  | 13  |
| 55      | RUBIO, MARC    |        |        |            |            |             |     |     |         |     |     |     |     |     |    |         |    |     |        |    |     |
|         | Equipo         |        |        |            |            |             |     |     | 1       |     | 1   |     | 1   | 1   |    |         |    |     |        |    | 1   |
| Totales |                | 200:00 | 86     | 22/44 50%  | 8/17 47%   | 18/22 82%   |     |     | 32      | 21  | 11  | 21  | 7   | 17  | 3  | 4       | 2  | 3   | 20     | 24 | 100 |

Arbitros: RAMOS, ALZURIA, PERUGA / Resultados parciales: (20-26), (20-19), (21-14), (22-27)









# SERVICIO DE ESTADISTICAS ACB

## DKV JOVENTUT

Estadísticas acumuladas hasta la Jornada 23

### TOTALES

|                 | Par jug | Min  |    | Puntos |     | Tiros de 3 |     |     | Tiros de 2 |     |     | Tiros libres |     |     | Rebotes |     |     | Asi efe | Balones |     | Tapones |     | Faltas |     |      | Val |
|-----------------|---------|------|----|--------|-----|------------|-----|-----|------------|-----|-----|--------------|-----|-----|---------|-----|-----|---------|---------|-----|---------|-----|--------|-----|------|-----|
|                 |         | jug  | 5i | Tot    | Max | Con        | Int | %   | Con        | Int | %   | Con          | Int | %   | Ofe     | Def | Tot |         | Rec     | Per | Fav     | Con | Mat    | Com | Rec  |     |
| Fernández, Rudy | 18      | 550  | 17 | 232    | 21  | 69         | 30% | 60  | 100        | 60% | 49  | 62           | 79% | 26  | 42      | 68  | 66  | 32      | 36      | 7   | 4       | 13  | 37     | 76  | 303  |     |
| Marco, Carles   | 23      | 549  | 18 | 255    | 51  | 113        | 45% | 33  | 78         | 42% | 36  | 44           | 82% | 10  | 26      | 36  | 84  | 26      | 43      | 0   | 8       | 0   | 55     | 52  | 232  |     |
| Mumbrú, Alex    | 23      | 504  | 16 | 223    | 21  | 58         | 36% | 54  | 109        | 50% | 52  | 71           | 73% | 26  | 47      | 73  | 34  | 14      | 33      | 4   | 3       | 0   | 52     | 68  | 217  |     |
| Hamilton, v.    | 22      | 496  | 12 | 194    | 0   | 0          |     | 74  | 123        | 60% | 46  | 71           | 65% | 59  | 93      | 152 | 19  | 26      | 32      | 39  | 6       | 25  | 81     | 70  | 307  |     |
| Vázquez, Paco   | 23      | 483  | 7  | 123    | 26  | 74         | 35% | 13  | 33         | 39% | 19  | 23           | 83% | 7   | 29      | 36  | 28  | 23      | 17      | 0   | 1       | 1   | 44     | 34  | 110  |     |
| Huertas, M.     | 23      | 416  | 5  | 166    | 11  | 40         | 28% | 54  | 105        | 51% | 25  | 38           | 66% | 12  | 22      | 34  | 56  | 19      | 49      | 1   | 4       | 0   | 65     | 41  | 106  |     |
| Young, Jesse    | 22      | 266  | 6  | 109    | 2   | 7          | 29% | 41  | 88         | 47% | 21  | 29           | 72% | 39  | 26      | 65  | 8   | 6       | 16      | 8   | 9       | 4   | 45     | 20  | 86   |     |
| Cattalini, M.   | 16      | 220  | 6  | 69     | 7   | 26         | 27% | 19  | 30         | 63% | 10  | 16           | 63% | 8   | 12      | 20  | 5   | 7       | 5       | 3   | 2       | 0   | 17     | 14  | 58   |     |
| Flis, Dmitry    | 6       | 87   | 0  | 32     | 1   | 5          | 20% | 12  | 25         | 48% | 5   | 8            | 63% | 4   | 9       | 13  | 4   | 5       | 6       | 3   | 0       | 4   | 14     | 6   | 23   |     |
| Rooks, Sean     | 4       | 68   | 0  | 20     | 0   | 0          |     | 7   | 16         | 44% | 6   | 8            | 75% | 8   | 10      | 18  | 7   | 0       | 2       | 1   | 1       | 0   | 6      | 8   | 34   |     |
| Gurovic, Milan  | 2       | 40   | 0  | 23     | 4   | 7          | 57% | 3   | 7          | 43% | 5   | 6            | 83% | 0   | 5       | 5   | 1   | 1       | 2       | 0   | 1       | 0   | 3      | 5   | 21   |     |
| Rubio, Marc     | 2       | 15   | 0  | 0      | 0   | 3          | 0%  | 0   | 1          | 0%  | 0   | 0            |     | 1   | 1       | 2   | 1   | 1       | 0       | 0   | 0       | 1   | 2      | 1   |      |     |
| B Arnold, Jamie | 19      | 557  | 17 | 335    | 23  | 64         | 36% | 109 | 177        | 62% | 48  | 59           | 81% | 29  | 88      | 117 | 26  | 18      | 35      | 10  | 5       | 13  | 48     | 62  | 360  |     |
| B Scott, Brent  | 17      | 348  | 11 | 131    | 0   | 0          |     | 52  | 103        | 50% | 27  | 58           | 47% | 48  | 43      | 91  | 28  | 17      | 28      | 9   | 13      | 8   | 60     | 47  | 140  |     |
| Datos de Equipo | 23      |      |    | 0      | 0   | 0          |     | 0   | 0          |     | 0   | 0            |     | 28  | 35      | 63  | 0   | 12      | 7       | 1   | 0       | 0   | 0      | 3   | 72   |     |
| Totales         |         | 4600 |    | 1912   | 167 | 466        | 36% | 531 | 995        | 53% | 349 | 493          | 71% | 305 | 488     | 793 | 367 | 207     | 311     | 86  | 57      | 68  | 528    | 508 | 2070 |     |

### PROMEDIOS

|                 | Par jug | Min |    | Puntos |     | Tiros de 3 |     |      | Tiros de 2 |     |      | Tiros libres |     |      | Rebotes |      |     | Asi efe | Balones |     | Tapones |     | Faltas |      |      | Val |
|-----------------|---------|-----|----|--------|-----|------------|-----|------|------------|-----|------|--------------|-----|------|---------|------|-----|---------|---------|-----|---------|-----|--------|------|------|-----|
|                 |         | jug | 5i | Tot    | Max | Con        | Int | %    | Con        | Int | %    | Con          | Int | %    | Ofe     | Def  | Tot |         | Rec     | Per | Fav     | Con | Mat    | Com  | Rec  |     |
| Fernández, Rudy | 18      | 31  | 17 | 12.9   | 1.2 | 3.8        | 30% | 3.3  | 5.6        | 60% | 2.7  | 3.4          | 79% | 1.4  | 2.3     | 3.8  | 3.7 | 1.8     | 2       | 0.4 | 0.2     | 0.7 | 2.1    | 4.2  | 16.8 |     |
| Marco, Carles   | 23      | 24  | 18 | 11.1   | 2.2 | 4.9        | 45% | 1.4  | 3.4        | 42% | 1.6  | 1.9          | 82% | 0.4  | 1.1     | 1.6  | 3.7 | 1.1     | 1.9     | 0   | 0.3     | 0   | 2.4    | 2.3  | 10.1 |     |
| Mumbrú, Alex    | 23      | 22  | 16 | 9.7    | 0.9 | 2.5        | 36% | 2.3  | 4.7        | 50% | 2.3  | 3.1          | 73% | 1.1  | 2       | 3.2  | 1.5 | 0.6     | 1.4     | 0.2 | 0.1     | 0   | 2.3    | 3    | 9.4  |     |
| Hamilton, v.    | 22      | 23  | 12 | 8.8    | 0   | 0          |     | 3.4  | 5.6        | 60% | 2.1  | 3.2          | 65% | 2.7  | 4.2     | 6.9  | 0.9 | 1.2     | 1.5     | 1.8 | 0.3     | 1.1 | 3.7    | 3.2  | 14   |     |
| Vázquez, Paco   | 23      | 21  | 7  | 5.3    | 1.1 | 3.2        | 35% | 0.6  | 1.4        | 39% | 0.8  | 1            | 83% | 0.3  | 1.3     | 1.6  | 1.2 | 1       | 0.7     | 0   | 0       | 1.9 | 1.5    | 4.8  |      |     |
| Huertas, M.     | 23      | 18  | 5  | 7.2    | 0.5 | 1.7        | 28% | 2.3  | 4.6        | 51% | 1.1  | 1.7          | 66% | 0.5  | 1       | 1.5  | 2.4 | 0.8     | 2.1     | 0   | 0.2     | 0   | 2.8    | 1.8  | 4.6  |     |
| Young, Jesse    | 22      | 12  | 6  | 5      | 0.1 | 0.3        | 29% | 1.9  | 4          | 47% | 1    | 1.3          | 72% | 1.8  | 1.2     | 3    | 0.4 | 0.3     | 0.7     | 0.4 | 0.4     | 0.2 | 2      | 0.9  | 3.9  |     |
| Cattalini, M.   | 16      | 14  | 6  | 4.3    | 0.4 | 1.6        | 27% | 1.2  | 1.9        | 63% | 0.6  | 1            | 63% | 0.5  | 0.8     | 1.3  | 0.3 | 0.4     | 0.3     | 0.2 | 0.1     | 0   | 1.1    | 0.9  | 3.6  |     |
| Flis, Dmitry    | 6       | 15  | 0  | 5.3    | 0.2 | 0.8        | 20% | 2    | 4.2        | 48% | 0.8  | 1.3          | 63% | 0.7  | 1.5     | 2.2  | 0.7 | 0.8     | 1       | 0.5 | 0       | 0.7 | 2.3    | 1    | 3.8  |     |
| Rooks, Sean     | 4       | 17  | 0  | 5      | 0   | 0          |     | 1.8  | 4          | 44% | 1.5  | 2            | 75% | 2    | 2.5     | 4.5  | 1.8 | 0       | 0.5     | 0.3 | 0.3     | 0   | 1.5    | 2    | 8.5  |     |
| Gurovic, Milan  | 2       | 20  | 0  | 11.5   | 2   | 3.5        | 57% | 1.5  | 3.5        | 43% | 2.5  | 3            | 83% | 0    | 2.5     | 2.5  | 0.5 | 0.5     | 1       | 0   | 0.5     | 0   | 1.5    | 2.5  | 10.5 |     |
| Rubio, Marc     | 2       | 7   | 0  | 0      | 0   | 1.5        | 0%  | 0    | 0.5        | 0%  | 0    | 0            |     | 0.5  | 0.5     | 1    | 0.5 | 0.5     | 0       | 0   | 0       | 0.5 | 1      | 0.5  |      |     |
| B Arnold, Jamie | 19      | 29  | 17 | 17.6   | 1.2 | 3.4        | 36% | 5.7  | 9.3        | 62% | 2.5  | 3.1          | 81% | 1.5  | 4.6     | 6.2  | 1.4 | 0.9     | 1.8     | 0.5 | 0.3     | 0.7 | 2.5    | 3.3  | 18.9 |     |
| B Scott, Brent  | 17      | 20  | 11 | 7.7    | 0   | 0          |     | 3.1  | 6.1        | 50% | 1.6  | 3.4          | 47% | 2.8  | 2.5     | 5.4  | 1.6 | 1       | 1.6     | 0.5 | 0.8     | 0.5 | 3.5    | 2.8  | 8.2  |     |
| Datos de Equipo | 23      |     |    |        |     |            |     |      |            |     |      |              |     | 1.2  | 1.5     | 2.7  |     | 0.5     | 0.3     |     |         |     |        |      | 0.1  | 3.1 |
| Totales         |         | 200 |    | 83.1   | 7.3 | 20.3       | 36% | 23.1 | 43.3       | 53% | 15.2 | 21.4         | 71% | 13.3 | 21.2    | 23.4 | 16  | 9       | 13.5    | 3.7 | 2.5     | 3   | 23     | 22.1 | 90   |     |

## ETOSA ALICANTE

Estadísticas acumuladas hasta la Jornada 23

### TOTALES

|                 | Par jug | Min  |    | Puntos |     | Tiros de 3 |     |     | Tiros de 2 |     |     | Tiros libres |     |     | Rebotes |     |     | Asi efe | Balones |     | Tapones |     | Faltas |     |      | Val |
|-----------------|---------|------|----|--------|-----|------------|-----|-----|------------|-----|-----|--------------|-----|-----|---------|-----|-----|---------|---------|-----|---------|-----|--------|-----|------|-----|
|                 |         | jug  | 5i | Tot    | Max | Con        | Int | %   | Con        | Int | %   | Con          | Int | %   | Ofe     | Def | Tot |         | Rec     | Per | Fav     | Con | Mat    | Com | Rec  |     |
| Lewis, Larry    | 23      | 762  | 23 | 397    | 26  | 60         | 43% | 126 | 233        | 54% | 67  | 82           | 82% | 41  | 110     | 151 | 33  | 43      | 45      | 10  | 10      | 10  | 66     | 67  | 424  |     |
| Lewis, Quincy   | 23      | 745  | 23 | 391    | 52  | 144        | 36% | 81  | 167        | 49% | 73  | 92           | 79% | 10  | 45      | 55  | 31  | 24      | 30      | 12  | 13      | 5   | 68     | 84  | 289  |     |
| Angulo, Lucio   | 22      | 566  | 22 | 203    | 11  | 37         | 30% | 52  | 87         | 60% | 66  | 74           | 89% | 36  | 44      | 80  | 39  | 26      | 39      | 13  | 4       | 0   | 60     | 75  | 264  |     |
| Junyent, Oriol  | 23      | 555  | 18 | 226    | 6   | 25         | 24% | 79  | 150        | 53% | 50  | 71           | 70% | 53  | 81      | 134 | 29  | 18      | 42      | 12  | 10      | 3   | 74     | 80  | 262  |     |
| Rodríguez, N.   | 23      | 518  | 20 | 207    | 20  | 50         | 40% | 31  | 60         | 52% | 85  | 99           | 86% | 8   | 54      | 62  | 61  | 28      | 38      | 3   | 5       | 0   | 43     | 86  | 288  |     |
| Hernández, B.   | 23      | 415  | 3  | 122    | 19  | 49         | 39% | 22  | 39         | 56% | 21  | 26           | 81% | 11  | 29      | 40  | 63  | 15      | 24      | 0   | 4       | 0   | 33     | 23  | 150  |     |
| De Miguel, I.   | 20      | 403  | 5  | 157    | 4   | 5          | 80% | 47  | 97         | 48% | 51  | 78           | 65% | 35  | 56      | 91  | 7   | 30      | 33      | 12  | 10      | 1   | 82     | 84  | 178  |     |
| García, Héctor  | 22      | 313  | 1  | 124    | 18  | 50         | 36% | 21  | 44         | 48% | 28  | 33           | 85% | 18  | 25      | 43  | 12  | 8       | 20      | 1   | 5       | 0   | 41     | 28  | 90   |     |
| Weigand, Axel   | 20      | 199  | 0  | 56     | 3   | 12         | 25% | 18  | 44         | 41% | 11  | 15           | 73% | 14  | 19      | 33  | 8   | 5       | 6       | 8   | 0       | 1   | 31     | 12  | 46   |     |
| Morentín, R.    | 14      | 115  | 0  | 40     | 1   | 4          | 25% | 14  | 26         | 54% | 9   | 18           | 50% | 3   | 20      | 23  | 0   | 1       | 10      | 3   | 1       | 0   | 20     | 14  | 26   |     |
| Gruber, Luis F. | 3       | 6    | 0  | 3      | 1   | 2          | 50% | 0   | 1          | 0%  | 0   | 2            | 0%  | 0   | 1       | 1   | 0   | 0       | 1       | 0   | 0       | 0   | 2      | 1   | -2   |     |
| Cano, Fran      | 2       | 3    | 0  | 0      | 0   | 0          |     | 0   | 0          |     | 0   | 0            |     | 0   | 0       | 0   | 1   | 0       | 1       | 0   | 0       | 0   | 0      | 0   | 0    |     |
| Datos de Equipo | 23      |      |    | 0      | 0   | 0          |     | 0   | 0          |     | 0   | 0            |     | 18  | 42      | 60  | 0   | 11      | 13      | 0   | 0       | 0   | 2      | 15  | 71   |     |
| Totales         |         | 4600 |    | 1926   | 161 | 438        | 37% | 491 | 948        | 52% | 461 | 590          | 78% | 247 | 526     | 773 | 284 | 209     | 302     | 74  | 62      | 20  | 522    | 569 | 2086 |     |

### PROMEDIOS

|               | Par jug | Min |    | Puntos |     | Tiros de 3 |     |     | Tiros de 2 |     |     | Tiros libres |     |     | Rebotes |     |     | Asi efe | Balones |     | Tapones |     | Faltas |     |      | Val |
|---------------|---------|-----|----|--------|-----|------------|-----|-----|------------|-----|-----|--------------|-----|-----|---------|-----|-----|---------|---------|-----|---------|-----|--------|-----|------|-----|
|               |         | jug | 5i | Tot    | Max | Con        | Int | %   | Con        | Int | %   | Con          | Int | %   | Ofe     | Def | Tot |         | Rec     | Per | Fav     | Con | Mat    | Com | Rec  |     |
| Lewis, Larry  | 23      | 33  | 23 | 17.3   | 1.1 | 2.6        | 43% | 5.5 | 10.1       | 54% | 2.9 | 3.6          | 82% | 1.8 | 4.8     | 6.6 | 1.4 | 1.9     | 2       | 0.4 | 0.4     | 0.4 | 2.9    | 2.9 | 18.4 |     |
| Lewis, Quincy | 23      | 32  | 23 | 17     | 2.3 | 6.3        | 36% | 3.5 | 7.3        | 49% | 3.2 | 4            | 79% | 0.4 | 2       | 2.4 | 1.3 | 1       | 1.3     | 0.5 | 0.6     | 0.2 | 3      | 3.7 | 12.6 |     |
| Angulo, Lucio | 22      | 26  | 22 | 9.2    | 0.5 | 1.7        | 30% | 2.4 | 4          | 60% | 3   | 3.4          | 89% | 1.6 | 2       | 3.  |     |         |         |     |         |     |        |     |      |     |

# SERVICIO DE ESTADISTICAS ACB

## WINTERTHUR F.C. BARCELONA

Estadísticas acumuladas hasta la Jornada 23

### TOTALES

|                 | Par | Mín         |     | Puntos      |            | Tiros de 3 |            |            | Tiros de 2 |            |            | Tiros libres |            |            | Rebotes    |            |            | Asi        | Balones    |           | Tapones   |           |            | Faltas     |             |     |
|-----------------|-----|-------------|-----|-------------|------------|------------|------------|------------|------------|------------|------------|--------------|------------|------------|------------|------------|------------|------------|------------|-----------|-----------|-----------|------------|------------|-------------|-----|
|                 |     | jug         | jug | 5i          | Tot        | Max        | Con        | Int        | %          | Con        | Int        | %            | Con        | Int        | %          | Ofe        | Def        | Tot        | efe        | Rec       | Per       | Fav       | Con        | Mat        | Com         | Rec |
| Bodiroga, Dejan | 21  | 660         | 17  | 320         | 18         | 40         | 45%        | 94         | 169        | 56%        | 78         | 94           | 83%        | 18         | 51         | 69         | 40         | 12         | 38         | 2         | 7         | 0         | 41         | 81         | 325         |     |
| Ilievski, Vlado | 23  | 655         | 23  | 263         | 40         | 89         | 45%        | 47         | 93         | 51%        | 49         | 63           | 78%        | 4          | 27         | 31         | 71         | 34         | 30         | 4         | 11        | 0         | 48         | 67         | 272         |     |
| Fucka, Gregor   | 22  | 652         | 22  | 248         | 6          | 19         | 32%        | 97         | 202        | 48%        | 36         | 51           | 71%        | 26         | 110        | 136        | 21         | 14         | 51         | 20        | 10        | 8         | 68         | 62         | 239         |     |
| Navarro, J.C.   | 23  | 617         | 16  | 296         | 36         | 87         | 41%        | 58         | 121        | 48%        | 72         | 94           | 77%        | 4          | 34         | 38         | 53         | 20         | 38         | 0         | 6         | 0         | 40         | 95         | 282         |     |
| De la Fuente, R | 22  | 442         | 9   | 145         | 18         | 45         | 40%        | 32         | 62         | 52%        | 27         | 28           | 96%        | 20         | 47         | 67         | 24         | 16         | 17         | 6         | 4         | 2         | 46         | 30         | 163         |     |
| Dueñas, Roberto | 15  | 427         | 13  | 121         | 0          | 1          | 0%         | 55         | 103        | 53%        | 11         | 20           | 55%        | 40         | 76         | 116        | 25         | 14         | 32         | 15        | 4         | 4         | 32         | 28         | 193         |     |
| Davis, Devin    | 8   | 205         | 5   | 78          | 0          | 0          |            | 25         | 45         | 56%        | 28         | 33           | 85%        | 11         | 32         | 43         | 8          | 6          | 15         | 4         | 1         | 4         | 30         | 31         | 99          |     |
| Grimau, Roger   | 18  | 198         | 1   | 77          | 10         | 19         | 53%        | 19         | 40         | 48%        | 9          | 13           | 69%        | 1          | 14         | 15         | 13         | 8          | 13         | 2         | 3         | 1         | 34         | 17         | 48          |     |
| Drejer, C.      | 15  | 165         | 3   | 63          | 7          | 15         | 47%        | 15         | 26         | 58%        | 12         | 13           | 92%        | 4          | 20         | 24         | 11         | 8          | 12         | 1         | 1         | 0         | 27         | 11         | 58          |     |
| Sada, Víctor    | 15  | 128         | 0   | 25          | 3          | 7          | 43%        | 8          | 12         | 67%        | 0          | 1            | 0%         | 6          | 12         | 18         | 5          | 5          | 3          | 2         | 0         | 1         | 10         | 13         | 46          |     |
| Zizic, Andrija  | 6   | 117         | 2   | 51          | 0          | 1          | 0%         | 14         | 29         | 48%        | 23         | 24           | 96%        | 11         | 7          | 18         | 1          | 5          | 3          | 1         | 3         | 0         | 20         | 22         | 55          |     |
| Gasol, Marc     | 4   | 80          | 3   | 24          | 0          | 0          |            | 9          | 14         | 64%        | 6          | 10           | 60%        | 6          | 6          | 12         | 3          | 2          | 7          | 8         | 1         | 0         | 14         | 11         | 29          |     |
| España, Ramón   | 10  | 64          | 1   | 16          | 0          | 1          | 0%         | 7          | 13         | 54%        | 2          | 2            | 100%       | 5          | 7          | 12         | 3          | 1          | 0          | 1         | 0         | 0         | 21         | 2          | 7           |     |
| Van de Hare, R. | 3   | 15          | 0   | 0           | 0          | 0          |            | 0          | 2          | 0%         | 0          | 0            |            | 0          | 1          | 1          | 0          | 0          | 1          | 1         | 0         | 0         | 4          | 0          | -5          |     |
| B Trias, Jordi  | 17  | 200         | 0   | 79          | 5          | 13         | 38%        | 22         | 43         | 51%        | 20         | 24           | 83%        | 19         | 39         | 58         | 6          | 5          | 10         | 2         | 5         | 3         | 23         | 18         | 97          |     |
| Datos de Equipo | 23  |             |     | 0           | 0          | 0          |            | 0          | 0          |            | 0          | 0            |            | 25         | 38         | 63         | 0          | 10         | 13         | 0         | 0         | 0         | 1          | 6          | 65          |     |
| <b>Totales</b>  |     | <b>4625</b> |     | <b>1806</b> | <b>143</b> | <b>337</b> | <b>42%</b> | <b>502</b> | <b>974</b> | <b>52%</b> | <b>373</b> | <b>470</b>   | <b>79%</b> | <b>200</b> | <b>521</b> | <b>721</b> | <b>284</b> | <b>160</b> | <b>283</b> | <b>69</b> | <b>56</b> | <b>23</b> | <b>459</b> | <b>494</b> | <b>1973</b> |     |

### PROMEDIOS

|                 | Par | Mín        |     | Puntos      |            | Tiros de 3  |            |             | Tiros de 2  |            |             | Tiros libres |            |            | Rebotes     |             |             | Asi      | Balones     |          | Tapones    |          |             | Faltas      |             |     |
|-----------------|-----|------------|-----|-------------|------------|-------------|------------|-------------|-------------|------------|-------------|--------------|------------|------------|-------------|-------------|-------------|----------|-------------|----------|------------|----------|-------------|-------------|-------------|-----|
|                 |     | jug        | jug | 5i          | Tot        | Max         | Con        | Int         | %           | Con        | Int         | %            | Con        | Int        | %           | Ofe         | Def         | Tot      | efe         | Rec      | Per        | Fav      | Con         | Mat         | Com         | Rec |
| Bodiroga, Dejan | 21  | 31         | 17  | 15.2        | 0.9        | 1.9         | 45%        | 4.5         | 8           | 56%        | 3.7         | 4.5          | 83%        | 0.9        | 2.4         | 3.3         | 1.9         | 0.6      | 1.8         | 0.1      | 0.3        | 0        | 2           | 3.9         | 15.5        |     |
| Ilievski, Vlado | 23  | 28         | 23  | 11.4        | 1.7        | 3.9         | 45%        | 2           | 4           | 51%        | 2.1         | 2.7          | 78%        | 0.2        | 1.2         | 1.3         | 3.1         | 1.5      | 1.3         | 0.2      | 0.5        | 0        | 2.1         | 2.9         | 11.8        |     |
| Fucka, Gregor   | 22  | 30         | 22  | 11.3        | 0.3        | 0.9         | 32%        | 4.4         | 9.2         | 48%        | 1.6         | 2.3          | 71%        | 1.2        | 5           | 6.2         | 1           | 0.6      | 2.3         | 0.9      | 0.5        | 0.4      | 3.1         | 2.8         | 10.9        |     |
| Navarro, J.C.   | 23  | 27         | 16  | 12.9        | 1.6        | 3.8         | 41%        | 2.5         | 5.3         | 48%        | 3.1         | 4.1          | 77%        | 0.2        | 1.5         | 1.7         | 2.3         | 0.9      | 1.7         | 0        | 0.3        | 0        | 1.7         | 4.1         | 12.3        |     |
| De la Fuente, R | 22  | 20         | 9   | 6.6         | 0.8        | 2           | 40%        | 1.5         | 2.8         | 52%        | 1.2         | 1.3          | 96%        | 0.9        | 2.1         | 3           | 1.1         | 0.7      | 0.8         | 0.3      | 0.2        | 0.1      | 2.1         | 1.4         | 7.4         |     |
| Dueñas, Roberto | 15  | 28         | 13  | 8.1         | 0          | 0.1         | 0%         | 3.7         | 6.9         | 53%        | 0.7         | 1.3          | 55%        | 2.7        | 5.1         | 7.7         | 1.7         | 0.9      | 2.1         | 1        | 0.3        | 0.3      | 2.1         | 1.9         | 12.9        |     |
| Davis, Devin    | 8   | 26         | 5   | 9.8         | 0          | 0           |            | 3.1         | 5.6         | 56%        | 3.5         | 4.1          | 85%        | 1.4        | 4           | 5.4         | 1           | 0.8      | 1.9         | 0.5      | 0.1        | 0.5      | 3.8         | 3.9         | 12.4        |     |
| Grimau, Roger   | 18  | 11         | 1   | 4.3         | 0.6        | 1.1         | 53%        | 1.1         | 2.2         | 48%        | 0.5         | 0.7          | 69%        | 0.1        | 0.8         | 0.8         | 0.7         | 0.4      | 0.7         | 0.1      | 0.2        | 0.1      | 1.9         | 0.9         | 2.7         |     |
| Drejer, C.      | 15  | 11         | 3   | 4.2         | 0.5        | 1           | 47%        | 1           | 1.7         | 58%        | 0.8         | 0.9          | 92%        | 0.3        | 1.3         | 1.6         | 0.7         | 0.5      | 0.8         | 0.1      | 0.1        | 0        | 1.8         | 0.7         | 3.9         |     |
| Sada, Víctor    | 15  | 9          | 0   | 1.7         | 0.2        | 0.5         | 43%        | 0.5         | 0.8         | 67%        | 0           | 0.1          | 0%         | 0.4        | 0.8         | 1.2         | 0.3         | 0.3      | 0.2         | 0.1      | 0          | 0.1      | 0.7         | 0.9         | 3.1         |     |
| Zizic, Andrija  | 6   | 19         | 2   | 8.5         | 0          | 0.2         | 0%         | 2.3         | 4.8         | 48%        | 3.8         | 4            | 96%        | 1.8        | 1.2         | 3           | 0.2         | 0.8      | 0.5         | 0.2      | 0.5        | 0        | 3.3         | 3.7         | 9.2         |     |
| Gasol, Marc     | 4   | 20         | 3   | 6           | 0          | 0           |            | 2.3         | 3.5         | 64%        | 1.5         | 2.5          | 60%        | 1.5        | 1.5         | 3           | 0.8         | 0.5      | 1.8         | 2        | 0.3        | 0        | 3.5         | 2.8         | 7.3         |     |
| España, Ramón   | 10  | 6          | 1   | 1.6         | 0          | 0.1         | 0%         | 0.7         | 1.3         | 54%        | 0.2         | 0.2          | 100%       | 0.5        | 0.7         | 1.2         | 0.3         | 0.1      | 0           | 0.1      | 0          | 0        | 2.1         | 0.2         | 0.7         |     |
| Van de Hare, R. | 3   | 5          | 0   | 0           | 0          | 0           |            | 0           | 0.7         | 0%         | 0           | 0            |            | 0          | 0.3         | 0.3         | 0           | 0        | 0.3         | 0        | 0          | 1.3      | 0           | -1.7        |             |     |
| B Trias, Jordi  | 17  | 12         | 0   | 4.6         | 0.3        | 0.8         | 38%        | 1.3         | 2.5         | 51%        | 1.2         | 1.4          | 83%        | 1.1        | 2.3         | 3.4         | 0.4         | 0.3      | 0.6         | 0.1      | 0.3        | 0.2      | 1.4         | 1.1         | 5.7         |     |
| Datos de Equipo | 23  |            |     | 0           | 0          | 0           |            | 0           | 0           |            | 0           | 0            |            | 1.1        | 1.7         | 2.7         | 0.4         | 0.4      | 0.6         |          |            |          | 0.3         | 2.8         |             |     |
| <b>Totales</b>  |     | <b>201</b> |     | <b>78.5</b> | <b>6.2</b> | <b>14.7</b> | <b>42%</b> | <b>21.8</b> | <b>42.3</b> | <b>52%</b> | <b>16.2</b> | <b>22.0</b>  | <b>79%</b> | <b>8.7</b> | <b>22.7</b> | <b>31.3</b> | <b>12.3</b> | <b>7</b> | <b>12.3</b> | <b>3</b> | <b>2.4</b> | <b>1</b> | <b>20.2</b> | <b>15.5</b> | <b>85.8</b> |     |

## FORUM VALLADOLID

Estadísticas acumuladas hasta la Jornada 23

### TOTALES

|                 | Par | Mín         |     | Puntos      |            | Tiros de 3 |            |            | Tiros de 2 |            |            | Tiros libres |            |            | Rebotes    |            |            | Asi        | Balones    |           | Tapones   |           |            | Faltas     |             |     |
|-----------------|-----|-------------|-----|-------------|------------|------------|------------|------------|------------|------------|------------|--------------|------------|------------|------------|------------|------------|------------|------------|-----------|-----------|-----------|------------|------------|-------------|-----|
|                 |     | jug         | jug | 5i          | Tot        | Max        | Con        | Int        | %          | Con        | Int        | %            | Con        | Int        | %          | Ofe        | Def        | Tot        | efe        | Rec       | Per       | Fav       | Con        | Mat        | Com         | Rec |
| Alexander, D.   | 23  | 780         | 23  | 424         | 15         | 42         | 36%        | 146        | 267        | 55%        | 87         | 109          | 80%        | 54         | 133        | 187        | 26         | 24         | 90         | 12        | 23        | 12        | 79         | 110        | 421         |     |
| Corrales, Iván  | 23  | 719         | 19  | 193         | 41         | 107        | 38%        | 25         | 64         | 39%        | 20         | 28           | 71%        | 6          | 51         | 57         | 117        | 20         | 59         | 1         | 10        | 0         | 69         | 42         | 179         |     |
| Radulovic, N.   | 23  | 697         | 21  | 303         | 34         | 99         | 34%        | 64         | 134        | 48%        | 73         | 92           | 79%        | 37         | 89         | 126        | 24         | 35         | 57         | 17        | 10        | 8         | 73         | 105        | 316         |     |
| San Emeterio    | 23  | 693         | 21  | 243         | 17         | 46         | 37%        | 65         | 125        | 52%        | 62         | 89           | 70%        | 31         | 63         | 94         | 39         | 28         | 27         | 0         | 12        | 0         | 63         | 91         | 277         |     |
| wright, Sharone | 23  | 519         | 22  | 207         | 0          | 0          |            | 80         | 151        | 53%        | 47         | 79           | 59%        | 59         | 92         | 151        | 13         | 9          | 42         | 34        | 5         | 25        | 78         | 76         | 262         |     |
| Montañez, Román | 23  | 471         | 4   | 166         | 22         | 86         | 26%        | 23         | 57         | 40%        | 54         | 61           | 89%        | 6          | 25         | 31         | 20         | 12         | 40         | 1         | 7         | 0         | 55         | 48         | 71          |     |
| Rejón, G.       | 23  | 314         | 1   | 112         | 0          | 2          | 0%         | 42         | 80         | 53%        | 28         | 40           | 70%        | 22         | 35         | 57         | 9          | 10         | 10         | 2         | 7         | 1         | 73         | 43         | 91          |     |
| Santos, Joao    | 21  | 175         | 1   | 56          | 12         | 29         | 41%        | 9          | 15         | 60%        | 2          | 3            | 67%        | 6          | 11         | 17         | 4          | 2          | 4          | 4         | 0         | 1         | 28         | 4          | 31          |     |
| San Miguel, R.  | 11  | 91          | 0   | 20          | 1          | 3          | 33%        | 5          | 14         | 36%        | 7          | 12           | 58%        | 2          | 4          | 6          | 8          | 6          | 8          | 1         | 3         | 0         | 8          | 16         | 22          |     |
| Alloatti, A.    | 12  | 77          | 0   | 18          | 1          | 2          | 50%        | 5          | 18         | 28%        | 5          | 5            | 100%       | 8          | 6          | 14         | 0          | 1          | 4          | 1         | 1         | 0         | 19         | 6          | 2           |     |
| Quintero, Omar  | 5   | 64          | 3   | 22          | 0          | 2          | 0%         | 10         | 21         | 48%        | 2          | 2            | 100%       | 1          | 1          | 2          | 3          | 1          | 4          | 0         | 2         | 0         | 6          | 2          | 5           |     |
| Datos de Equipo | 23  |             |     | 0           | 0          | 0          |            | 0          | 0          |            | 0          | 0            |            | 30         | 29         | 59         | 0          | 11         | 5          | 0         | 0         | 0         | 1          | 3          | 67          |     |
| <b>Totales</b>  |     | <b>4600</b> |     | <b>1764</b> | <b>143</b> | <b>418</b> | <b>34%</b> | <b>474</b> | <b>946</b> | <b>50%</b> | <b>387</b> | <b>520</b>   | <b>74%</b> | <b>262</b> | <b>539</b> | <b>801</b> | <b>263</b> | <b>159</b> | <b>350</b> | <b>73</b> | <b>80</b> | <b>47</b> | <b>552</b> | <b>546</b> | <b>1744</b> |     |

### PROMEDIOS

|                 | Par | Mín |     | Puntos |     | Tiros de 3 |     |     | Tiros de 2 |     |     | Tiros libres |     |     | Rebotes |     |     | Asi | Balones |     | Tapones |     |     | Faltas |      |     |
|-----------------|-----|-----|-----|--------|-----|------------|-----|-----|------------|-----|-----|--------------|-----|-----|---------|-----|-----|-----|---------|-----|---------|-----|-----|--------|------|-----|
|                 |     | jug | jug | 5i     | Tot | Max        | Con | Int | %          | Con | Int | %            | Con | Int | %       | Ofe | Def | Tot | efe     | Rec | Per     | Fav | Con | Mat    | Com  | Rec |
| Alexander, D.   | 23  | 34  | 23  | 18.4   | 0.7 | 1.8        | 36% | 6.3 | 11.6       | 55% | 3.8 | 4.7          | 80% | 2.3 | 5.8     | 8.1 | 1.1 | 1   | 3.9     | 0.5 | 1       | 0.5 | 3.4 | 4.8    | 18.3 |     |
| Corrales, Iván  | 23  | 31  | 19  | 8.4    | 1.8 | 4.7        | 38% | 1.1 | 2.8        | 39% | 0.9 | 1.2          | 71% | 0.3 | 2.2     | 2.5 | 5.1 | 0.9 | 2.6     | 0   | 0.4     | 0   | 3   | 1.8    | 7.8  |     |
| Radulovic, N.   | 23  | 30  | 21  | 13.2   | 1.5 | 4.3        | 34% | 2.8 | 5.8        | 48% | 3.2 | 4            | 79% | 1.6 | 3.9     | 5.5 | 1   | 1.5 | 2.5     | 0.7 | 0.4     | 0.3 | 3.2 | 4.6    | 13.7 |     |
| San Emeterio    | 23  | 30  | 21  | 10.6   | 0.7 | 2          | 37% | 2.8 | 5.4        | 52% | 2.7 | 3.9          | 70% | 1.3 | 2.7     | 4.1 | 1.7 | 1.2 | 1.2     | 0   | 0.5     | 0   | 2.7 | 4      | 12   |     |
| wright, Sharone | 23  | 23  | 22  | 9      | 0   | 0          |     | 3.5 | 6.6        | 53% | 2   | 3.4          | 59% | 2.6 | 4       | 6.6 | 0.6 | 0.4 | 1.8     | 1.5 | 0.2     | 1.1 | 3.4 | 3.3    | 11.4 |     |
| Montañez, Román | 23  | 20  | 4   | 7.2    | 1   | 3.7        | 26% | 1   | 2.5        | 40% | 2.3 | 2.7          | 89% | 0.3 | 1.1     | 1.3 | 0.9 | 0.5 | 1.7     | 0   | 0.3     | 0   | 2.4 | 2.1    | 3.1  |     |
| Rejón, G.       | 23  | 14  | 1   | 4.9    | 0   | 0.1        | 0%  | 1.8 | 3.5        | 53% | 1.2 |              |     |     |         |     |     |     |         |     |         |     |     |        |      |     |

TOTALES

|                 | Par jug | Min jug |    | Puntos Tot Max |     | Tiros de 3 Con Int % |     | Tiros de 2 Con Int % |     | Tiros libres Con Int % |     | Rebotes Of Def Tot |     | Asi efe | Balones Rec Per |     | Taponos Fav Con |     | Faltas Mat Com Rec |     | Val |     |     |     |     |      |
|-----------------|---------|---------|----|----------------|-----|----------------------|-----|----------------------|-----|------------------------|-----|--------------------|-----|---------|-----------------|-----|-----------------|-----|--------------------|-----|-----|-----|-----|-----|-----|------|
|                 |         | jug     | 5i | Tot            | Max | Con                  | Int | %                    | Con | Int                    | %   | Con                | Int | %       | Ofe             | Def | Tot             | efe | Rec                | Per |     | Fav | Con | Mat | Com | Rec  |
| Savane, Sitapha | 23      | 631     | 20 | 220            |     | 0                    | 0   |                      | 88  | 168                    | 52% | 44                 | 87  | 51%     | 40              | 108 | 148             | 16  | 20                 | 40  | 30  | 5   | 11  | 61  | 75  | 280  |
| Moran, Jim      | 23      | 605     | 21 | 179            |     | 24                   | 71  | 34%                  | 40  | 85                     | 47% | 27                 | 37  | 73%     | 24              | 52  | 76              | 27  | 24                 | 30  | 12  | 9   | 3   | 49  | 47  | 175  |
| McDonald, w.    | 23      | 549     | 23 | 287            |     | 4                    | 11  | 36%                  | 111 | 201                    | 55% | 53                 | 86  | 62%     | 51              | 99  | 150             | 15  | 19                 | 43  | 8   | 12  | 13  | 80  | 72  | 286  |
| Guerra, Roberto | 19      | 476     | 14 | 154            |     | 22                   | 57  | 39%                  | 32  | 78                     | 41% | 24                 | 32  | 75%     | 10              | 29  | 39              | 36  | 13                 | 23  | 1   | 11  | 1   | 38  | 39  | 121  |
| Hdez-Sonseca,E. | 23      | 426     | 2  | 164            |     | 0                    | 1   | 0%                   | 66  | 121                    | 55% | 32                 | 44  | 73%     | 47              | 104 | 151             | 9   | 7                  | 20  | 34  | 8   | 12  | 53  | 40  | 256  |
| Klein, Jason    | 21      | 414     | 5  | 123            |     | 29                   | 93  | 31%                  | 15  | 31                     | 48% | 6                  | 7   | 86%     | 11              | 29  | 40              | 8   | 6                  | 9   | 1   | 2   | 1   | 32  | 10  | 64   |
| Martínez, G.    | 13      | 356     | 13 | 107            |     | 12                   | 35  | 34%                  | 22  | 44                     | 50% | 27                 | 35  | 77%     | 4               | 19  | 23              | 48  | 20                 | 25  | 0   | 2   | 0   | 16  | 31  | 133  |
| Camps, Salva    | 23      | 353     | 3  | 145            |     | 19                   | 73  | 26%                  | 25  | 54                     | 46% | 38                 | 58  | 66%     | 6               | 22  | 28              | 47  | 16                 | 30  | 0   | 4   | 0   | 36  | 61  | 124  |
| Baldo, Víctor   | 20      | 247     | 1  | 93             |     | 2                    | 11  | 18%                  | 30  | 70                     | 43% | 27                 | 35  | 77%     | 20              | 37  | 57              | 11  | 11                 | 8   | 1   | 7   | 0   | 46  | 36  | 91   |
| Keys, Billy     | 8       | 226     | 7  | 115            |     | 21                   | 49  | 43%                  | 20  | 42                     | 48% | 12                 | 16  | 75%     | 4               | 25  | 29              | 32  | 8                  | 17  | 0   | 2   | 0   | 25  | 23  | 109  |
| Esteller, Roger | 4       | 42      | 0  | 5              |     | 0                    | 3   | 0%                   | 1   | 4                      | 25% | 3                  | 9   | 33%     | 2               | 4   | 6               | 3   | 1                  | 2   | 0   | 1   | 0   | 3   | 7   | 4    |
| Lampropoulos,F. | 6       | 23      | 0  | 4              |     | 0                    | 0   |                      | 2   | 4                      | 50% | 0                  | 0   |         | 1               | 2   | 3               | 0   | 1                  | 2   | 0   | 1   | 0   | 4   | 1   | 0    |
| Echevarría, G.  | 2       | 2       | 0  | 3              |     | 1                    | 1   | 100%                 | 0   | 0                      |     | 0                  | 0   |         | 0               | 1   | 1               | 0   | 0                  | 0   | 0   | 0   | 0   | 0   | 0   | 4    |
| B Udoka, Ime    | 15      | 299     | 6  | 122            |     | 12                   | 38  | 32%                  | 30  | 65                     | 46% | 26                 | 44  | 59%     | 23              | 37  | 60              | 14  | 14                 | 34  | 3   | 5   | 0   | 41  | 41  | 95   |
| Datos de Equipo | 23      |         |    | 0              |     | 0                    | 0   |                      | 0   | 0                      |     | 0                  | 0   |         | 36              | 38  | 74              | 0   | 13                 | 12  | 0   | 0   | 0   | 0   | 3   | 78   |
| Totales         |         | 4650    |    | 1721           |     | 146                  | 443 | 33%                  | 482 | 967                    | 50% | 319                | 490 | 65%     | 279             | 606 | 885             | 266 | 173                | 295 | 90  | 69  | 41  | 484 | 486 | 1820 |

PROMEDIOS

|                 | Par jug | Min jug |    | Puntos Tot Max |     | Tiros de 3 Con Int % |      | Tiros de 2 Con Int % |     | Tiros libres Con Int % |     | Rebotes Of Def Tot |      | Asi efe | Balones Rec Per |      | Taponos Fav Con |      | Faltas Mat Com Rec |      | Val |     |     |     |      |      |
|-----------------|---------|---------|----|----------------|-----|----------------------|------|----------------------|-----|------------------------|-----|--------------------|------|---------|-----------------|------|-----------------|------|--------------------|------|-----|-----|-----|-----|------|------|
|                 |         | jug     | 5i | Tot            | Max | Con                  | Int  | %                    | Con | Int                    | %   | Con                | Int  | %       | Ofe             | Def  | Tot             | efe  | Rec                | Per  |     | Fav | Con | Mat | Com  | Rec  |
| Savane, Sitapha | 23      | 27      | 20 | 9.6            |     | 0                    | 0    |                      | 3.8 | 7.3                    | 52% | 1.9                | 3.8  | 51%     | 1.7             | 4.7  | 6.4             | 0.7  | 0.9                | 1.7  | 1.3 | 0.2 | 0.5 | 2.7 | 3.3  | 12.2 |
| Moran, Jim      | 23      | 26      | 21 | 7.8            |     | 1                    | 3.1  | 34%                  | 1.7 | 3.7                    | 47% | 1.2                | 1.6  | 73%     | 1               | 2.3  | 3.3             | 1.2  | 1                  | 1.3  | 0.5 | 0.4 | 0.1 | 2.1 | 2    | 7.6  |
| McDonald, w.    | 23      | 24      | 23 | 12.5           |     | 0.2                  | 0.5  | 36%                  | 4.8 | 8.7                    | 55% | 2.3                | 3.7  | 62%     | 2.2             | 4.3  | 6.5             | 0.7  | 0.8                | 1.9  | 0.3 | 0.5 | 0.6 | 3.5 | 3.1  | 12.4 |
| Guerra, Roberto | 19      | 25      | 14 | 8.1            |     | 1.2                  | 3    | 39%                  | 1.7 | 4.1                    | 41% | 1.3                | 1.7  | 75%     | 0.5             | 1.5  | 2.1             | 1.9  | 0.7                | 1.2  | 0.1 | 0.6 | 0.1 | 2   | 2.1  | 6.4  |
| Hdez-Sonseca,E. | 23      | 19      | 2  | 7.1            |     | 0                    | 0    |                      | 2.9 | 5.3                    | 55% | 1.4                | 1.9  | 73%     | 2               | 4.5  | 6.6             | 0.4  | 0.3                | 0.9  | 1.5 | 0.3 | 0.5 | 2.3 | 1.7  | 11.1 |
| Klein, Jason    | 21      | 20      | 5  | 5.9            |     | 1.4                  | 4.4  | 31%                  | 0.7 | 1.5                    | 48% | 0.3                | 0.3  | 86%     | 0.5             | 1.4  | 1.9             | 0.4  | 0.3                | 0.4  | 0   | 0.1 | 0   | 1.5 | 0.5  | 3    |
| Martínez, G.    | 13      | 27      | 13 | 8.2            |     | 0.9                  | 2.7  | 34%                  | 1.7 | 3.4                    | 50% | 2.1                | 2.7  | 77%     | 0.3             | 1.5  | 1.8             | 3.7  | 1.5                | 1.9  | 0   | 0.2 | 0   | 1.2 | 2.4  | 10.2 |
| Camps, Salva    | 23      | 15      | 3  | 6.3            |     | 0.8                  | 3.2  | 26%                  | 1.1 | 2.3                    | 46% | 1.7                | 2.5  | 66%     | 0.3             | 1    | 1.2             | 2    | 0.7                | 1.3  | 0   | 0.2 | 0   | 1.6 | 2.7  | 5.4  |
| Baldo, Víctor   | 20      | 12      | 1  | 4.7            |     | 0.1                  | 0.6  | 18%                  | 1.5 | 3.5                    | 43% | 1.4                | 1.8  | 77%     | 1               | 1.9  | 2.9             | 0.6  | 0.6                | 0.4  | 0.1 | 0.4 | 0   | 2.3 | 1.8  | 4.6  |
| Keys, Billy     | 8       | 28      | 7  | 14.4           |     | 2.6                  | 6.1  | 43%                  | 2.5 | 5.3                    | 48% | 1.5                | 2    | 75%     | 0.5             | 3.1  | 3.6             | 4    | 1                  | 2.1  | 0   | 0.3 | 0   | 3.1 | 2.9  | 13.6 |
| Esteller, Roger | 4       | 11      | 0  | 1.3            |     | 0                    | 0.8  | 0%                   | 0.3 | 1                      | 25% | 0.8                | 2.3  | 33%     | 0.5             | 1    | 1.5             | 0.8  | 0.3                | 0.5  | 0   | 0.3 | 0   | 0.8 | 1.8  | 1    |
| Lampropoulos,F. | 6       | 4       | 0  | 0.7            |     | 0                    | 0    |                      | 0.3 | 0.7                    | 50% | 0                  | 0    |         | 0.2             | 0.3  | 0.5             | 0    | 0.2                | 0.3  | 0   | 0.2 | 0   | 0.7 | 0.2  | 0    |
| Echevarría, G.  | 2       | 1       | 0  | 1.5            |     | 0.5                  | 0.5  | 100%                 | 0   | 0                      |     | 0                  | 0    |         | 0               | 0.5  | 0.5             | 0    | 0                  | 0    | 0   | 0   | 0   | 0   | 0    | 2    |
| B Udoka, Ime    | 15      | 20      | 6  | 8.1            |     | 0.8                  | 2.5  | 32%                  | 2   | 4.3                    | 46% | 1.7                | 2.9  | 59%     | 1.5             | 2.5  | 4               | 0.9  | 0.9                | 2.3  | 0.2 | 0.3 | 0   | 2.7 | 2.7  | 6.3  |
| Datos de Equipo | 23      |         |    |                |     |                      |      |                      |     |                        |     |                    |      |         | 1.6             | 1.7  | 3.2             |      | 0.6                | 0.5  |     |     |     |     | 0.1  | 3.4  |
| Totales         |         | 202     |    | 74.8           |     | 6.3                  | 19.3 | 33%                  | 21  | 42                     | 50% | 13.9               | 21.3 | 65%     | 12.1            | 26.3 | 38.5            | 11.6 | 7.5                | 12.8 | 3.9 | 3   | 1.8 | 21  | 21.1 | 79.1 |

TOTALES

|                  | Par jug | Min jug |    | Puntos Tot Max |     | Tiros de 3 Con Int % |     | Tiros de 2 Con Int % |     | Tiros libres Con Int % |     | Rebotes Of Def Tot |     | Asi efe | Balones Rec Per |     | Taponos Fav Con |     | Faltas Mat Com Rec |     | Val |     |     |     |     |      |
|------------------|---------|---------|----|----------------|-----|----------------------|-----|----------------------|-----|------------------------|-----|--------------------|-----|---------|-----------------|-----|-----------------|-----|--------------------|-----|-----|-----|-----|-----|-----|------|
|                  |         | jug     | 5i | Tot            | Max | Con                  | Int | %                    | Con | Int                    | %   | Con                | Int | %       | Ofe             | Def | Tot             | efe | Rec                | Per |     | Fav | Con | Mat | Com | Rec  |
| Sanmartín, C.    | 23      | 757     | 23 | 259            |     | 33                   | 91  | 36%                  | 55  | 111                    | 50% | 50                 | 64  | 78%     | 35              | 101 | 136             | 46  | 27                 | 43  | 1   | 13  | 1   | 55  | 77  | 307  |
| Scott, Richard   | 23      | 737     | 22 | 396            |     | 6                    | 21  | 29%                  | 145 | 266                    | 55% | 88                 | 126 | 70%     | 40              | 88  | 128             | 32  | 17                 | 52  | 10  | 21  | 1   | 85  | 125 | 376  |
| Gabriel, Germán  | 23      | 639     | 7  | 348            |     | 30                   | 63  | 48%                  | 85  | 169                    | 50% | 88                 | 103 | 85%     | 30              | 90  | 120             | 21  | 17                 | 53  | 5   | 6   | 2   | 78  | 109 | 351  |
| Salgado, Javier  | 23      | 578     | 17 | 230            |     | 32                   | 92  | 35%                  | 42  | 84                     | 50% | 50                 | 57  | 88%     | 7               | 38  | 45              | 83  | 26                 | 52  | 0   | 9   | 0   | 56  | 68  | 226  |
| Savovic, P.      | 14      | 382     | 13 | 163            |     | 25                   | 70  | 36%                  | 29  | 54                     | 54% | 30                 | 36  | 83%     | 8               | 26  | 34              | 10  | 22                 | 10  | 0   | 4   | 1   | 44  | 41  | 136  |
| Ciorciari, D.    | 16      | 342     | 6  | 89             |     | 5                    | 13  | 38%                  | 32  | 58                     | 55% | 10                 | 13  | 77%     | 5               | 13  | 18              | 39  | 22                 | 24  | 2   | 6   | 4   | 42  | 26  | 87   |
| Weis, Frederic   | 22      | 324     | 16 | 53             |     | 0                    | 0   |                      | 23  | 41                     | 56% | 7                  | 17  | 41%     | 24              | 42  | 66              | 1   | 10                 | 10  | 21  | 2   | 3   | 55  | 22  | 78   |
| Fernández,Lucho  | 18      | 174     | 2  | 49             |     | 4                    | 17  | 24%                  | 16  | 31                     | 52% | 5                  | 6   | 83%     | 4               | 22  | 26              | 3   | 6                  | 10  | 3   | 3   | 2   | 22  | 14  | 37   |
| Uriz, Ricardo    | 15      | 140     | 3  | 29             |     | 3                    | 12  | 25%                  | 7   | 16                     | 44% | 6                  | 10  | 60%     | 4               | 1   | 5               | 13  | 9                  | 7   | 1   | 1   | 0   | 14  | 13  | 26   |
| Johnson, Damon   | 2       | 44      | 0  | 22             |     | 2                    | 8   | 25%                  | 7   | 12                     | 58% | 2                  | 2   | 100%    | 0               | 2   | 2               | 3   | 4                  | 4   | 0   | 0   | 1   | 3   | 5   | 18   |
| B Núñez, Roberto | 4       | 19      | 0  | 0              |     | 0                    | 3   | 0%                   | 0   | 2                      | 0%  | 0                  | 2   | 0%      | 0               | 0   | 0               | 1   | 0                  | 2   | 0   | 0   | 0   | 3   | 1   | -10  |
| B Camata, Andrea | 2       | 5       | 0  | 0              |     | 0                    | 0   |                      | 0   | 0                      |     | 0                  | 0   |         | 0               | 2   | 2               | 0   | 0                  | 0   | 0   | 0   | 0   | 0   | 0   | 2    |
| B Maluenda, J.L. | 17      | 333     | 1  | 122            |     | 26                   | 75  | 35%                  | 14  | 24                     | 58% | 16                 | 17  | 94%     | 3               | 27  | 30              | 25  | 24                 | 21  | 2   | 3   | 0   | 34  | 16  | 101  |
| B Howard, Brian  | 7       | 154     | 5  | 32             |     | 1                    | 6   | 17%                  | 8   | 21                     | 38% | 13                 | 20  | 65%     | 3               | 8   | 11              | 3   | 6                  | 7   | 0   | 2   | 0   | 20  | 14  | 12   |
| B Fernández, P.  | 9       | 72      | 0  | 17             |     | 0                    | 0   |                      | 8   | 17                     | 47% | 1                  | 5   | 20%     | 5               | 4   | 9               | 1   | 0                  | 10  | 0   | 0   | 0   | 19  | 10  | -5   |
| Datos de Equipo  | 23      |         |    | 0              |     | 0                    | 0   |                      | 0   | 0                      |     | 0                  | 0   |         | 38              | 37  | 75              | 0   | 15                 | 15  | 0   | 0   | 0   | 2   | 4   | 77   |
| Totales          |         | 4700    |    | 1809           |     | 167                  | 471 | 35%                  | 471 | 906                    | 52% | 366                | 478 | 77%     | 206             | 501 | 707             | 281 | 205                | 320 | 45  | 70  | 15  | 532 | 545 | 1819 |

PROMEDIOS

|  | Par jug | Min jug |  | Puntos Tot Max |  | Tiros de 3 Con Int % |  |
|--|---------|---------|--|----------------|--|----------------------|--|
|--|---------|---------|--|----------------|--|----------------------|--|

# SERVICIO DE ESTADÍSTICAS ACB

## LECHE RIO

Estadísticas acumuladas hasta la Jornada 23

### TOTALES

|                 | Par jug | Min  |    | Puntos |     | Tiros de 3 |     |     | Tiros de 2 |     |     | Tiros libres |      |     | Rebotes |     |     | Asi | Balones |     | Tapones |     | Faltas |     |      | Val |
|-----------------|---------|------|----|--------|-----|------------|-----|-----|------------|-----|-----|--------------|------|-----|---------|-----|-----|-----|---------|-----|---------|-----|--------|-----|------|-----|
|                 |         | jug  | 5i | Tot    | Max | Con        | Int | %   | Con        | Int | %   | Con          | Int  | %   | Ofe     | Def | Tot | efe | Rec     | Per | Fav     | Con | Mat    | Com | Rec  |     |
| Bell, Charlie   | 21      | 699  | 18 | 544    | 79  | 189        | 42% | 104 | 198        | 53% | 99  | 117          | 85%  | 21  | 51      | 72  | 45  | 30  | 48      | 1   | 18      | 6   | 56     | 105 | 453  |     |
| Petrovic, V.    | 23      | 604  | 18 | 246    | 29  | 70         | 41% | 57  | 121        | 47% | 45  | 71           | 63%  | 33  | 85      | 118 | 36  | 30  | 46      | 6   | 11      | 10  | 64     | 63  | 247  |     |
| Ostojic, Djuro  | 23      | 599  | 22 | 271    | 0   | 2          | 0%  | 99  | 183        | 54% | 73  | 107          | 68%  | 67  | 59      | 126 | 11  | 28  | 39      | 8   | 18      | 5   | 85     | 108 | 290  |     |
| Alzamora, Alf.  | 23      | 572  | 21 | 159    | 6   | 25         | 24% | 49  | 100        | 49% | 43  | 69           | 62%  | 44  | 72      | 116 | 24  | 25  | 30      | 5   | 5       | 3   | 77     | 72  | 193  |     |
| Rodriguez, Javi | 22      | 488  | 13 | 118    | 7   | 27         | 26% | 24  | 40         | 60% | 49  | 66           | 74%  | 11  | 50      | 61  | 47  | 29  | 41      | 6   | 3       | 0   | 76     | 66  | 154  |     |
| Carraretto, M.  | 23      | 416  | 9  | 119    | 23  | 66         | 35% | 20  | 42         | 48% | 10  | 14           | 71%  | 6   | 12      | 18  | 17  | 15  | 14      | 1   | 5       | 0   | 65     | 18  | 35   |     |
| Gomis, Joseph   | 17      | 406  | 7  | 165    | 12  | 48         | 25% | 43  | 93         | 46% | 43  | 52           | 83%  | 10  | 25      | 35  | 29  | 14  | 23      | 1   | 7       | 0   | 28     | 44  | 135  |     |
| Reyes, Alfonso  | 22      | 395  | 3  | 182    | 0   | 0          | 0%  | 72  | 139        | 52% | 38  | 50           | 76%  | 42  | 49      | 91  | 5   | 12  | 24      | 1   | 17      | 0   | 64     | 51  | 158  |     |
| González, R.    | 22      | 287  | 0  | 113    | 19  | 55         | 35% | 17  | 35         | 49% | 22  | 28           | 79%  | 8   | 32      | 40  | 9   | 17  | 13      | 1   | 4       | 1   | 58     | 29  | 74   |     |
| López, Esteban  | 10      | 117  | 4  | 19     | 1   | 11         | 9%  | 5   | 10         | 50% | 6   | 6            | 100% | 1   | 8       | 9   | 12  | 7   | 5       | 0   | 0       | 0   | 19     | 8   | 16   |     |
| Giffa, Sacha    | 4       | 49   | 0  | 22     | 2   | 3          | 67% | 6   | 13         | 46% | 4   | 4            | 100% | 3   | 3       | 6   | 2   | 1   | 1       | 1   | 0       | 1   | 10     | 3   | 16   |     |
| Castiñeira, S.  | 7       | 18   | 0  | 4      | 0   | 5          | 0%  | 2   | 3          | 67% | 0   | 0            | 0    | 0   | 4       | 4   | 0   | 1   | 1       | 0   | 0       | 0   | 4      | 0   | -2   |     |
| Núñez, Adrián   | 1       | 0    | 0  | 0      | 0   | 0          | 0%  | 0   | 1          | 0%  | 0   | 0            | 0    | 0   | 0       | 0   | 0   | 0   | 0       | 0   | 1       | 0   | 0      | 0   | -2   |     |
| Datos de Equipo | 23      |      |    |        |     |            |     |     |            |     |     |              |      |     |         |     |     |     |         |     |         |     |        |     |      |     |
| Totales         |         | 4650 |    | 1962   | 178 | 501        | 36% | 498 | 978        | 51% | 432 | 584          | 74%  | 288 | 484     | 772 | 237 | 217 | 292     | 31  | 89      | 26  | 610    | 571 | 1844 |     |

### PROMEDIOS

|                 | Par jug | Min |    | Puntos |     | Tiros de 3 |     |      | Tiros de 2 |     |      | Tiros libres |      |      | Rebotes |      |      | Asi | Balones |     | Tapones |     | Faltas |     |      | Val  |
|-----------------|---------|-----|----|--------|-----|------------|-----|------|------------|-----|------|--------------|------|------|---------|------|------|-----|---------|-----|---------|-----|--------|-----|------|------|
|                 |         | jug | 5i | Tot    | Max | Con        | Int | %    | Con        | Int | %    | Con          | Int  | %    | Ofe     | Def  | Tot  | efe | Rec     | Per | Fav     | Con | Mat    | Com | Rec  |      |
| Bell, Charlie   | 21      | 33  | 18 | 25.9   | 3.8 | 9          | 42% | 5    | 9.4        | 53% | 4.7  | 5.6          | 85%  | 1    | 2.4     | 3.4  | 2.1  | 1.4 | 2.3     | 0   | 0.9     | 0.3 | 2.7    | 5   | 21.6 |      |
| Petrovic, V.    | 23      | 26  | 18 | 10.7   | 1.3 | 3          | 41% | 2.5  | 5.3        | 47% | 2    | 3.1          | 63%  | 1.4  | 3.7     | 5.1  | 1.6  | 1.3 | 2       | 0.3 | 0.5     | 0.4 | 2.8    | 2.7 | 10.7 |      |
| Ostojic, Djuro  | 23      | 26  | 22 | 11.8   | 0   | 0          | 0%  | 4.3  | 8          | 54% | 3.2  | 4.7          | 68%  | 2.9  | 2.6     | 5.5  | 0.5  | 1.2 | 1.7     | 0.3 | 0.8     | 0.2 | 3.7    | 4.7 | 12.6 |      |
| Alzamora, Alf.  | 23      | 25  | 21 | 6.9    | 0.3 | 1.1        | 24% | 2.1  | 4.3        | 49% | 1.9  | 3            | 62%  | 1.9  | 3.1     | 5    | 1    | 1.1 | 1.3     | 0.2 | 0.2     | 0.1 | 3.3    | 3.1 | 8.4  |      |
| Rodriguez, Javi | 22      | 22  | 13 | 5.4    | 0.3 | 1.2        | 26% | 1.1  | 1.8        | 60% | 2.2  | 3            | 74%  | 0.5  | 2.3     | 2.8  | 2.1  | 1.3 | 1.9     | 0.3 | 0.1     | 0   | 3.5    | 3   | 7    |      |
| Carraretto, M.  | 23      | 18  | 9  | 5.2    | 1   | 2.9        | 35% | 0.9  | 1.8        | 48% | 0.4  | 0.6          | 71%  | 0.3  | 0.5     | 0.8  | 0.7  | 0.7 | 0.6     | 0   | 0.2     | 0   | 2.8    | 0.8 | 1.5  |      |
| Gomis, Joseph   | 17      | 24  | 7  | 9.7    | 0.7 | 2.8        | 25% | 2.5  | 5.5        | 46% | 2.5  | 3.1          | 83%  | 0.6  | 1.5     | 2.1  | 1.7  | 0.8 | 1.4     | 0.1 | 0.4     | 0   | 1.6    | 2.6 | 7.9  |      |
| Reyes, Alfonso  | 22      | 18  | 3  | 8.3    | 0   | 0          | 0%  | 3.3  | 6.3        | 52% | 1.7  | 2.3          | 76%  | 1.9  | 2.2     | 4.1  | 0.2  | 0.5 | 1.1     | 0   | 0.8     | 0   | 2.9    | 2.3 | 7.2  |      |
| González, R.    | 22      | 13  | 0  | 5.1    | 0.9 | 2.5        | 35% | 0.8  | 1.6        | 49% | 1    | 1.3          | 79%  | 0.4  | 1.5     | 1.8  | 0.4  | 0.8 | 0.6     | 0   | 0.2     | 0   | 2.6    | 1.3 | 3.4  |      |
| López, Esteban  | 10      | 12  | 4  | 1.9    | 0.1 | 1.1        | 9%  | 0.5  | 1          | 50% | 0.6  | 0.6          | 100% | 0.1  | 0.8     | 0.9  | 1.2  | 0.7 | 0.5     | 0   | 0       | 0   | 1.9    | 0.8 | 1.6  |      |
| Giffa, Sacha    | 4       | 12  | 0  | 5.5    | 0.5 | 0.8        | 67% | 1.5  | 3.3        | 46% | 1    | 1            | 100% | 0.8  | 0.8     | 1.5  | 0.5  | 0.3 | 0.3     | 0.3 | 0       | 0.3 | 2.5    | 0.8 | 4    |      |
| Castiñeira, S.  | 7       | 3   | 0  | 0.6    | 0   | 0.7        | 0%  | 0.3  | 0.4        | 67% | 0    | 0            | 0    | 0    | 0.6     | 0.6  | 0    | 0.1 | 0.1     | 0   | 0       | 0   | 0.6    | 0   | -3   |      |
| Núñez, Adrián   | 1       | 0   | 0  | 0      | 0   | 0          | 0%  | 0    | 1          | 0%  | 0    | 0            | 0    | 0    | 0       | 0    | 0    | 0   | 0       | 0   | 1       | 0   | 0      | 0   | -2   |      |
| Datos de Equipo | 23      |     |    |        |     |            |     |      |            |     |      |              |      |      |         |      |      |     |         |     |         |     |        |     |      |      |
| Totales         |         | 202 |    | 85.3   | 7.7 | 21.8       | 36% | 21.7 | 42.5       | 51% | 18.8 | 25.4         | 74%  | 12.5 | 21      | 33.6 | 10.3 | 9.4 | 12.7    | 1.3 | 3.9     | 1.1 | 12.6   | 5.2 | 8.8  | 20.2 |

## PAMESA VALENCIA

Estadísticas acumuladas hasta la Jornada 23

### TOTALES

|                 | Par jug | Min  |    | Puntos |     | Tiros de 3 |     |     | Tiros de 2 |      |     | Tiros libres |     |     | Rebotes |     |     | Asi | Balones |     | Tapones |     | Faltas |     |      | Val |
|-----------------|---------|------|----|--------|-----|------------|-----|-----|------------|------|-----|--------------|-----|-----|---------|-----|-----|-----|---------|-----|---------|-----|--------|-----|------|-----|
|                 |         | jug  | 5i | Tot    | Max | Con        | Int | %   | Con        | Int  | %   | Con          | Int | %   | Ofe     | Def | Tot | efe | Rec     | Per | Fav     | Con | Mat    | Com | Rec  |     |
| Rakocevic, Igor | 23      | 772  | 20 | 522    | 59  | 113        | 52% | 100 | 177        | 56%  | 145 | 168          | 86% | 12  | 43      | 55  | 73  | 18  | 57      | 3   | 19      | 2   | 62     | 147 | 526  |     |
| Yebra, Oscar    | 19      | 557  | 16 | 231    | 42  | 89         | 47% | 30  | 57         | 53%  | 45  | 50           | 90% | 14  | 53      | 67  | 24  | 15  | 31      | 4   | 5       | 0   | 46     | 40  | 220  |     |
| Oberto, F.      | 19      | 555  | 19 | 262    | 0   | 0          | 0%  | 117 | 178        | 66%  | 28  | 57           | 49% | 47  | 88      | 135 | 40  | 22  | 40      | 9   | 4       | 4   | 70     | 64  | 328  |     |
| Tomasevic, D.   | 13      | 420  | 12 | 166    | 0   | 0          | 0%  | 67  | 127        | 53%  | 32  | 73           | 44% | 46  | 71      | 117 | 52  | 20  | 32      | 6   | 9       | 5   | 39     | 63  | 243  |     |
| Llompert, Pedro | 21      | 344  | 10 | 118    | 17  | 35         | 49% | 16  | 29         | 55%  | 35  | 39           | 90% | 4   | 22      | 26  | 23  | 16  | 16      | 1   | 6       | 0   | 51     | 34  | 110  |     |
| Kammerichs, F.  | 20      | 332  | 2  | 143    | 15  | 45         | 33% | 37  | 76         | 49%  | 24  | 29           | 62% | 20  | 60      | 80  | 12  | 15  | 18      | 17  | 5       | 11  | 46     | 31  | 145  |     |
| Okulaja, A.     | 12      | 319  | 8  | 140    | 14  | 35         | 40% | 38  | 80         | 48%  | 22  | 29           | 76% | 21  | 47      | 68  | 10  | 20  | 22      | 4   | 4       | 2   | 29     | 26  | 143  |     |
| Montecchia, A.  | 14      | 260  | 6  | 88     | 15  | 39         | 38% | 12  | 19         | 63%  | 19  | 20           | 95% | 2   | 13      | 15  | 39  | 10  | 18      | 1   | 1       | 0   | 46     | 19  | 75   |     |
| Luengo, Victor  | 13      | 195  | 7  | 39     | 2   | 17         | 12% | 10  | 18         | 56%  | 13  | 17           | 76% | 1   | 10      | 11  | 9   | 7   | 7       | 1   | 2       | 0   | 31     | 19  | 19   |     |
| Urtasun, Alex   | 18      | 189  | 1  | 54     | 9   | 28         | 32% | 9   | 19         | 47%  | 9   | 10           | 90% | 5   | 16      | 21  | 14  | 1   | 13      | 0   | 0       | 0   | 27     | 10  | 30   |     |
| Arteaga, O.     | 13      | 86   | 1  | 24     | 1   | 3          | 33% | 6   | 17         | 35%  | 9   | 14           | 64% | 1   | 7       | 8   | 1   | 3   | 4       | 5   | 3       | 1   | 23     | 11  | 4    |     |
| Julian, Cyril   | 3       | 45   | 1  | 16     | 0   | 0          | 0%  | 8   | 12         | 67%  | 0   | 0            | 0   | 0   | 5       | 5   | 1   | 1   | 0       | 0   | 0       | 2   | 9      | 2   | 12   |     |
| Mainoldi, Leo   | 3       | 9    | 0  | 2      | 0   | 1          | 0%  | 1   | 2          | 50%  | 0   | 0            | 0   | 0   | 1       | 1   | 0   | 0   | 0       | 0   | 0       | 2   | 0      | -4  |      |     |
| B Jackson, G.   | 10      | 319  | 8  | 112    | 9   | 25         | 36% | 28  | 48         | 58%  | 29  | 38           | 76% | 3   | 19      | 22  | 38  | 11  | 15      | 0   | 2       | 1   | 26     | 38  | 133  |     |
| B Jones, Alvin  | 9       | 165  | 2  | 42     | 0   | 0          | 0%  | 18  | 36         | 50%  | 6   | 17           | 35% | 16  | 34      | 50  | 4   | 11  | 7       | 25  | 2       | 8   | 20     | 20  | 94   |     |
| B Archibald, R. | 7       | 76   | 2  | 19     | 0   | 1          | 0%  | 7   | 17         | 41%  | 5   | 10           | 50% | 7   | 9       | 16  | 1   | 2   | 9       | 2   | 2       | 3   | 19     | 10  | 4    |     |
| B Drew, Bryce   | 3       | 20   | 0  | 0      | 0   | 5          | 0%  | 0   | 0          | 0%   | 0   | 0            | 0   | 1   | 2       | 3   | 0   | 0   | 1       | 0   | 0       | 0   | 1      | 0   | -4   |     |
| B Fisher, Josh  | 2       | 12   | 0  | 5      | 1   | 2          | 50% | 1   | 1          | 100% | 0   | 0            | 0   | 0   | 1       | 1   | 2   | 0   | 2       | 0   | 0       | 0   | 2      | 0   | 3    |     |
| Datos de Equipo | 23      |      |    |        |     |            |     |     |            |      |     |              |     |     |         |     |     |     |         |     |         |     |        |     |      |     |
| Totales         |         | 4675 |    | 1983   | 184 | 438        | 42% | 505 | 913        | 55%  | 421 | 581          | 72% | 219 | 526     | 745 | 343 | 183 | 309     | 78  | 64      | 39  | 551    | 539 | 2125 |     |

### PROMEDIOS

|                 | Par jug | Min |    | Puntos |     | Tiros de 3 |     |     | Tiros de 2 |     |     | Tiros libres |     |     | Rebotes |     |     | Asi | Balones |     | Tapones |     | Faltas |     |      | Val |
|-----------------|---------|-----|----|--------|-----|------------|-----|-----|------------|-----|-----|--------------|-----|-----|---------|-----|-----|-----|---------|-----|---------|-----|--------|-----|------|-----|
|                 |         | jug | 5i | Tot    | Max | Con        | Int | %   | Con        | Int | %   | Con          | Int | %   | Ofe     | Def | Tot | efe | Rec     | Per | Fav     | Con | Mat    | Com | Rec  |     |
| Rakocevic, Igor | 23      | 34  | 20 | 22.7   | 2.6 | 4.9        | 52% | 4.3 | 7.7        | 56% | 6.3 | 7.3          | 86% | 0.5 | 1.9     | 2.4 | 3.2 | 0.8 | 2.5     | 0.1 | 0.8     | 0.1 | 2.7    | 6.4 | 22.9 |     |
| Yebra, Oscar    | 19      | 29  | 16 | 12.2   | 2.2 | 4.7        | 47% | 1.6 | 3          | 53% | 2.4 | 2.6          | 90% | 0.7 | 2.8     | 3.5 | 1.3 | 0.8 | 1.6     | 0.2 | 0.3     | 0   | 2.4    | 2.1 | 11.6 |     |
| Oberto, F.      | 19      | 29  | 19 | 13.8   | 0   | 0          | 0%  | 6.2 | 9.4        | 66% | 1.5 | 3            | 49% | 2.5 | 4.6     | 7.1 | 2.1 | 1.2 | 2.1     | 0.5 | 0.2     | 0.2 | 3.7    | 3.4 | 17.3 |     |
| Tomasevic, D.   | 13      | 32  | 12 | 12.8   | 0   | 0          | 0%  | 5.2 | 9.8        | 53% | 2.5 | 5.6          | 44% | 3.5 | 5.5     | 9   | 4   | 1.5 | 2.5     | 0.5 | 0.7     | 0.4 | 3      | 4.8 | 18.7 |     |
| Llompert, Pedro | 21      | 16  | 10 | 5.6    | 0.8 | 1.7        | 49% | 0.8 | 1.4        | 55% | 1.7 | 1.9          | 90% | 0.2 | 1       | 1.2 | 1.1 | 0.8 | 0.8     | 0   | 0.3     | 0   | 2.4    | 1.6 | 5.2  |     |
| Kammerichs, F.  | 20      | 17  | 2  | 7.2    | 0.8 | 2.3        | 33% | 1.9 | 3.8        | 49% | 1.2 | 2            | 62% | 1   | 3       | 4   | 0.6 | 0.8 | 0.9     | 0.9 | 0.3     | 0.6 | 2.3    | 1.6 | 7.3  |     |
| Okulaja, A.     | 12      | 27  | 8  | 11.7   | 1.2 | 2.9        |     |     |            |     |     |              |     |     |         |     |     |     |         |     |         |     |        |     |      |     |

# SERVICIO DE ESTADISTICAS ACB

## PLUS PUJOL LLEIDA

Estadísticas acumuladas hasta la Jornada 23

### TOTALES

|                   | Par jug | Min  |    | Puntos |     | Tiros de 3 |     |     | Tiros de 2 |      |     | Tiros libres |     |     | Rebotes |     | Asi | Balones |     | Tapones |     | Faltas |     |     |     |      |
|-------------------|---------|------|----|--------|-----|------------|-----|-----|------------|------|-----|--------------|-----|-----|---------|-----|-----|---------|-----|---------|-----|--------|-----|-----|-----|------|
|                   |         | jug  | 5i | Tot    | Max | Con        | Int | %   | Con        | Int  | %   | Con          | Int | %   | Ofe     | Def | Tot | efe     | Rec | Per     | Fav | Con    | Mat | Com | Rec | Val  |
| Alston, Derrick   | 23      | 614  | 21 | 255    |     | 0          | 0   |     | 99         | 216  | 46% | 57           | 97  | 59% | 59      | 85  | 144 | 20      | 27  | 40      | 29  | 12     | 8   | 68  | 77  | 275  |
| Gianella, N.      | 23      | 601  | 19 | 290    |     | 12         | 43  | 28% | 93         | 163  | 57% | 68           | 99  | 69% | 7       | 33  | 40  | 55      | 30  | 43      | 6   | 14     | 0   | 71  | 88  | 249  |
| Yáñez, Nacho      | 23      | 582  | 11 | 254    |     | 34         | 98  | 35% | 40         | 76   | 53% | 72           | 91  | 79% | 40      | 64  | 104 | 16      | 21  | 18      | 1   | 9      | 2   | 62  | 90  | 278  |
| Ángulo, Alberto   | 21      | 476  | 14 | 207    |     | 16         | 34  | 47% | 60         | 123  | 49% | 39           | 49  | 80% | 11      | 26  | 37  | 36      | 32  | 24      | 1   | 8      | 0   | 22  | 40  | 208  |
| Comas, Jaume      | 21      | 409  | 4  | 148    |     | 11         | 38  | 29% | 36         | 94   | 38% | 43           | 60  | 72% | 6       | 28  | 34  | 47      | 26  | 32      | 2   | 6      | 0   | 58  | 65  | 124  |
| Fernández, G.     | 21      | 354  | 0  | 153    |     | 19         | 49  | 39% | 35         | 67   | 52% | 26           | 39  | 67% | 32      | 44  | 76  | 5       | 10  | 23      | 8   | 5      | 0   | 52  | 37  | 134  |
| Ramos, Sergio     | 13      | 211  | 6  | 80     |     | 6          | 25  | 24% | 14         | 33   | 42% | 34           | 37  | 92% | 8       | 32  | 40  | 2       | 3   | 13      | 0   | 5      | 0   | 24  | 28  | 70   |
| Simpkins, D.      | 7       | 167  | 3  | 70     |     | 1          | 4   | 25% | 26         | 55   | 47% | 15           | 29  | 52% | 18      | 16  | 34  | 5       | 4   | 15      | 4   | 4      | 7   | 16  | 23  | 59   |
| Tamames, Berni    | 17      | 116  | 0  | 39     |     | 0          | 0   |     | 15         | 36   | 42% | 9            | 14  | 64% | 8       | 14  | 22  | 3       | 0   | 10      | 1   | 4      | 0   | 22  | 10  | 13   |
| Bordas, Ramón     | 2       | 21   | 0  | 1      |     | 0          | 0   |     | 0          | 1    | 0%  | 1            | 4   | 25% | 0       | 2   | 2   | 1       | 0   | 1       | 0   | 1      | 0   | 4   | 5   | -1   |
| Callejo, Dani     | 4       | 6    | 0  | 0      |     | 0          | 1   | 0%  | 0          | 0    |     | 0            | 0   |     | 0       | 1   | 1   | 1       | 0   | 1       | 0   | 0      | 2   | 0   | -2  |      |
| López, Pau        | 1       | 2    | 0  | 0      |     | 0          | 1   | 0%  | 0          | 0    |     | 0            | 0   |     | 0       | 0   | 0   | 0       | 0   | 0       | 0   | 0      | 1   | 0   | -2  |      |
| B Bramlett, A.J.  | 16      | 483  | 16 | 134    |     | 0          | 2   | 0%  | 60         | 120  | 50% | 14           | 52  | 27% | 49      | 71  | 120 | 25      | 15  | 24      | 18  | 10     | 5   | 58  | 57  | 177  |
| B Esteller, Roger | 17      | 432  | 15 | 137    |     | 8          | 47  | 17% | 44         | 90   | 49% | 25           | 51  | 49% | 15      | 29  | 44  | 30      | 14  | 22      | 2   | 6      | 1   | 43  | 48  | 93   |
| B Jones, Alvin    | 6       | 93   | 6  | 18     |     | 0          | 0   |     | 6          | 16   | 38% | 6            | 18  | 33% | 10      | 18  | 28  | 1       | 8   | 10      | 6   | 1      | 3   | 10  | 17  | 35   |
| B Arco, Salva     | 3       | 32   | 0  | 4      |     | 0          | 2   | 0%  | 2          | 6    | 33% | 0            | 2   | 0%  | 2       | 1   | 3   | 0       | 3   | 1       | 0   | 1      | 0   | 5   | 2   | -3   |
| Datos de Equipo   | 23      |      |    | 0      |     | 0          | 0   |     | 0          | 0    |     | 0            | 0   |     | 31      | 39  | 70  | 0       | 6   | 15      | 0   | 0      | 0   | 4   | 5   | 62   |
| Totales           |         | 4600 |    | 1790   |     | 107        | 344 | 31% | 530        | 1096 | 48% | 409          | 642 | 64% | 296     | 503 | 799 | 247     | 199 | 292     | 78  | 86     | 26  | 522 | 592 | 1769 |

### PROMEDIOS

|                   | Par jug | Min |    | Puntos |     | Tiros de 3 |     |     | Tiros de 2 |      |     | Tiros libres |      |     | Rebotes |      | Asi  | Balones |     | Tapones |     | Faltas |     |      |      |      |     |
|-------------------|---------|-----|----|--------|-----|------------|-----|-----|------------|------|-----|--------------|------|-----|---------|------|------|---------|-----|---------|-----|--------|-----|------|------|------|-----|
|                   |         | jug | 5i | Tot    | Max | Con        | Int | %   | Con        | Int  | %   | Con          | Int  | %   | Ofe     | Def  | Tot  | efe     | Rec | Per     | Fav | Con    | Mat | Com  | Rec  | Val  |     |
| Alston, Derrick   | 23      | 27  | 21 | 11.1   |     | 0          | 0   |     | 4.3        | 9.4  | 46% | 2.5          | 4.2  | 59% | 2.6     | 3.7  | 6.3  | 0.9     | 1.2 | 1.7     | 1.3 | 0.5    | 0.3 | 3    | 3.3  | 12   |     |
| Gianella, N.      | 23      | 26  | 19 | 12.6   |     | 0.5        | 1.9 | 28% | 4          | 7.1  | 57% | 3            | 4.3  | 69% | 0.3     | 1.4  | 1.7  | 2.4     | 1.3 | 1.9     | 0.3 | 0.6    | 0   | 3.1  | 3.8  | 10.8 |     |
| Yáñez, Nacho      | 23      | 25  | 11 | 11     |     | 1.5        | 4.3 | 35% | 1.7        | 3.3  | 53% | 3.1          | 4    | 79% | 1.7     | 2.8  | 4.5  | 0.7     | 0.9 | 0.8     | 0   | 0.4    | 0.1 | 2.7  | 3.9  | 12.1 |     |
| Ángulo, Alberto   | 21      | 23  | 14 | 9.9    |     | 0.8        | 1.6 | 47% | 2.9        | 5.9  | 49% | 1.9          | 2.3  | 80% | 0.5     | 1.2  | 1.8  | 1.7     | 1.5 | 1.1     | 0   | 0.4    | 0   | 1    | 1.9  | 9.9  |     |
| Comas, Jaume      | 21      | 19  | 4  | 7      |     | 0.5        | 1.8 | 29% | 1.7        | 4.5  | 38% | 2            | 2.9  | 72% | 0.3     | 1.3  | 1.6  | 2.2     | 1.2 | 1.5     | 0.1 | 0.3    | 0   | 2.8  | 3.1  | 5.9  |     |
| Fernández, G.     | 21      | 17  | 0  | 7.3    |     | 0.9        | 2.3 | 39% | 1.7        | 3.2  | 52% | 1.2          | 1.9  | 67% | 1.5     | 2.1  | 3.6  | 0.2     | 0.5 | 1.1     | 0.4 | 0.2    | 0   | 2.5  | 1.8  | 6.4  |     |
| Ramos, Sergio     | 13      | 16  | 6  | 6.2    |     | 0.5        | 1.9 | 24% | 1.1        | 2.5  | 42% | 2.6          | 2.8  | 92% | 0.6     | 2.5  | 3.1  | 0.2     | 0.2 | 1       | 0   | 0.4    | 0   | 1.8  | 2.2  | 5.4  |     |
| Simpkins, D.      | 7       | 24  | 3  | 10     |     | 0.1        | 0.6 | 25% | 3.7        | 7.9  | 47% | 2.1          | 4.1  | 52% | 2.6     | 2.3  | 4.9  | 0.7     | 0.6 | 2.1     | 0.6 | 0.6    | 1   | 2.3  | 3.3  | 8.4  |     |
| Tamames, Berni    | 17      | 7   | 0  | 2.3    |     | 0          | 0   |     | 0.9        | 2.1  | 42% | 0.5          | 0.8  | 64% | 0.5     | 0.8  | 1.3  | 0.2     | 0   | 0.6     | 0.1 | 0.2    | 0   | 1.3  | 0.6  | 0.8  |     |
| Bordas, Ramón     | 2       | 11  | 0  | 0.5    |     | 0          | 0   |     | 0          | 0.5  | 0%  | 0.5          | 2    | 25% | 0       | 1    | 1    | 0.5     | 0   | 0.5     | 0   | 0.5    | 0   | 2    | 2.5  | -0.5 |     |
| Callejo, Dani     | 4       | 1   | 0  | 0      |     | 0          | 0.3 | 0%  | 0          | 0    |     | 0            | 0    |     | 0       | 0.3  | 0.3  | 0.3     | 0   | 0.3     | 0   | 0      | 0   | 0.5  | 0    | -0.5 |     |
| López, Pau        | 1       | 2   | 0  | 0      |     | 0          | 1   | 0%  | 0          | 0    |     | 0            | 0    |     | 0       | 0    | 0    | 0       | 0   | 0       | 0   | 0      | 1   | 0    | -2   |      |     |
| B Bramlett, A.J.  | 16      | 30  | 16 | 8.4    |     | 0          | 0.1 | 0%  | 3.8        | 7.5  | 50% | 0.9          | 3.3  | 27% | 3.1     | 4.4  | 7.5  | 1.6     | 0.9 | 1.5     | 1.1 | 0.6    | 0.3 | 3.6  | 3.6  | 11.1 |     |
| B Esteller, Roger | 17      | 25  | 15 | 8.1    |     | 0.5        | 2.8 | 17% | 2.6        | 5.3  | 49% | 1.5          | 3    | 49% | 0.9     | 1.7  | 2.6  | 1.8     | 0.8 | 1.3     | 0.1 | 0.4    | 0.1 | 2.5  | 2.8  | 5.5  |     |
| B Jones, Alvin    | 6       | 16  | 6  | 3      |     | 0          | 0   |     | 1          | 2.7  | 38% | 1            | 3    | 33% | 1.7     | 3    | 4.7  | 0.2     | 1.3 | 1.7     | 1   | 0.2    | 0.5 | 1.7  | 2.8  | 5.8  |     |
| B Arco, Salva     | 3       | 11  | 0  | 1.3    |     | 0          | 0.7 | 0%  | 0.7        | 2    | 33% | 0            | 0.7  | 0%  | 0.7     | 0.3  | 1    | 0       | 1   | 0.3     | 0   | 0.3    | 0   | 1.7  | 0.7  | -1   |     |
| Datos de Equipo   | 23      |     |    |        |     |            |     |     |            |      |     |              |      |     | 1.3     | 1.7  | 3    |         | 0.3 | 0.7     |     |        |     | 0.2  | 0.2  | 2.7  |     |
| Totales           |         | 200 |    | 77.8   |     | 4.7        | 15  | 31% | 23         | 47.7 | 48% | 17.8         | 27.9 | 64% | 12.9    | 21.9 | 34.7 | 10.7    | 8.7 | 12.7    | 3.4 | 3.7    | 1.1 | 12.2 | 7.25 | 7.76 | 9.9 |

## REAL MADRID

Estadísticas acumuladas hasta la Jornada 23

### TOTALES

|                 | Par jug | Min  |    | Puntos |     | Tiros de 3 |     |     | Tiros de 2 |     |     | Tiros libres |     |     | Rebotes |     | Asi | Balones |     | Tapones |     | Faltas |     |     |     |      |
|-----------------|---------|------|----|--------|-----|------------|-----|-----|------------|-----|-----|--------------|-----|-----|---------|-----|-----|---------|-----|---------|-----|--------|-----|-----|-----|------|
|                 |         | jug  | 5i | Tot    | Max | Con        | Int | %   | Con        | Int | %   | Con          | Int | %   | Ofe     | Def | Tot | efe     | Rec | Per     | Fav | Con    | Mat | Com | Rec | Val  |
| Bullock, Louis  | 23      | 661  | 15 | 405    |     | 47         | 121 | 39% | 82         | 163 | 50% | 100          | 119 | 84% | 14      | 56  | 70  | 71      | 35  | 43      | 2   | 9      | 0   | 60  | 115 | 412  |
| Reyes, Felipe   | 23      | 532  | 19 | 217    |     | 0          | 0   |     | 84         | 159 | 53% | 49           | 99  | 49% | 55      | 91  | 146 | 18      | 27  | 34      | 15  | 11     | 7   | 82  | 101 | 272  |
| Sonko, Mous     | 22      | 525  | 13 | 168    |     | 22         | 52  | 42% | 33         | 63  | 52% | 36           | 46  | 78% | 9       | 36  | 45  | 54      | 22  | 27      | 8   | 8      | 2   | 59  | 49  | 182  |
| Gélabale, M.    | 23      | 493  | 16 | 141    |     | 7          | 21  | 33% | 47         | 80  | 59% | 26           | 32  | 81% | 29      | 48  | 77  | 26      | 11  | 22      | 16  | 6      | 20  | 73  | 33  | 150  |
| Herreros, A.    | 22      | 465  | 7  | 184    |     | 40         | 91  | 44% | 22         | 50  | 42% | 22           | 30  | 73% | 17      | 32  | 49  | 23      | 13  | 16      | 5   | 5      | 0   | 39  | 39  | 165  |
| Bennett, Elmer  | 16      | 459  | 15 | 167    |     | 33         | 79  | 42% | 21         | 46  | 48% | 24           | 32  | 75% | 4       | 32  | 36  | 64      | 23  | 27      | 1   | 1      | 0   | 42  | 38  | 181  |
| Fotsis, Antonis | 19      | 355  | 8  | 173    |     | 18         | 46  | 39% | 48         | 80  | 60% | 23           | 32  | 72% | 30      | 51  | 81  | 12      | 14  | 26      | 15  | 2      | 11  | 40  | 25  | 183  |
| Burke, Pat      | 20      | 353  | 13 | 129    |     | 0          | 1   | 0%  | 54         | 116 | 47% | 21           | 32  | 66% | 32      | 59  | 91  | 8       | 9   | 20      | 13  | 7      | 18  | 42  | 28  | 135  |
| Hervelle, Axel  | 17      | 303  | 3  | 106    |     | 6          | 28  | 21% | 28         | 55  | 51% | 32           | 48  | 67% | 40      | 51  | 91  | 6       | 17  | 18      | 9   | 3      | 5   | 54  | 43  | 132  |
| Buono, Antonio  | 20      | 241  | 3  | 122    |     | 0          | 0   |     | 45         | 90  | 50% | 32           | 36  | 89% | 21      | 29  | 50  | 3       | 4   | 17      | 13  | 2      | 2   | 32  | 32  | 124  |
| Stojic, Mario   | 16      | 157  | 2  | 36     |     | 5          | 23  | 22% | 8          | 12  | 67% | 5            | 9   | 56% | 4       | 14  | 18  | 6       | 6   | 9       | 1   | 1      | 1   | 24  | 10  | 17   |
| Antelo, J. A.   | 3       | 9    | 0  | 0      |     | 0          | 1   | 0%  | 0          | 1   | 0%  | 0            | 0   |     | 1       | 2   | 3   | 0       | 0   | 0       | 0   | 1      | 0   | 1   | 0   | -1   |
| Muñoz, Daniel   | 1       | 3    | 0  | 0      |     | 0          | 1   | 0%  | 0          | 0   |     | 0            | 0   |     | 0       | 0   | 0   | 1       | 0   | 3       | 0   | 0      | 0   | 1   | 0   | -4   |
| Aspe, Alberto   | 1       | 1    | 0  | 0      |     | 0          | 0   |     | 0          | 1   | 0%  | 0            | 0   |     | 0       | 0   | 0   | 0       | 1   | 0       | 0   | 0      | 0   | 1   | 0   | -1   |
| B Bell, Troy    | 2       | 44   | 1  | 6      |     | 0          | 7   | 0%  | 3          | 12  | 25% | 0            | 2   | 0%  | 0       | 2   | 2   | 3       | 2   | 5       | 2   | 2      | 0   | 8   | 3   | -15  |
| Datos de Equipo | 23      |      |    | 0      |     | 0          | 0   |     | 0          | 0   |     | 0            | 0   |     | 33      | 35  | 68  | 0       | 10  | 18      | 0   | 0      | 0   | 0   | 4   | 64   |
| Totales         |         | 4600 |    | 1854   |     | 178        | 471 | 38% | 475        | 928 | 51% | 370          | 517 | 72% | 289     | 538 | 827 | 295     | 194 | 285     | 100 | 58     | 66  | 558 | 520 | 1996 |

### PROMEDIOS

|                | Par jug | Min |    | Puntos |     | Tiros de 3 |     |     | Tiros de 2 |     |     | Tiros libres |     |     | Rebotes |     | Asi | Balones |     | Tapones |     | Faltas |     |     |     |      |
|----------------|---------|-----|----|--------|-----|------------|-----|-----|------------|-----|-----|--------------|-----|-----|---------|-----|-----|---------|-----|---------|-----|--------|-----|-----|-----|------|
|                |         | jug | 5i | Tot    | Max | Con        | Int | %   | Con        | Int | %   | Con          | Int | %   | Ofe     | Def | Tot | efe     | Rec | Per     | Fav | Con    | Mat | Com | Rec | Val  |
| Bullock, Louis | 23      | 29  | 15 | 17.6   |     | 2          | 5.3 | 39% | 3.6        | 7.1 | 50% | 4.3          | 5.2 | 84% | 0.6     | 2.4 | 3   | 3.1     | 1.5 | 1.9     | 0.1 | 0.4    | 0   | 2.6 | 5   | 17.9 |
| Reyes, Felipe  | 23      | 23  | 19 | 9.4    |     | 0          | 0   |     | 3.7        | 6.9 | 53% | 2.1          | 4.3 | 49% | 2.4     | 4   | 6.3 | 0.8     | 1.2 | 1.5     | 0.7 | 0.5    | 0.3 | 3.6 | 4.4 | 11.8 |
| Sonko, Mous    | 22      | 24  | 13 | 7.6    |     | 1          | 2.4 | 42% | 1.5        | 2.9 |     |              |     |     |         |     |     |         |     |         |     |        |     |     |     |      |

## RICOH MANRESA

## Estadísticas acumuladas hasta la Jornada 23

### TOTALES

|                  | Par | Min         | Puntos |             | Tiros de 3 |            | Tiros de 2     |            | Tiros libres   |            |                | Rebotes    |            |            | Asi        | Balones    |            | Tapones   |           |           | Faltas     |            |             |
|------------------|-----|-------------|--------|-------------|------------|------------|----------------|------------|----------------|------------|----------------|------------|------------|------------|------------|------------|------------|-----------|-----------|-----------|------------|------------|-------------|
|                  | jug | jug         | 5i     | Tot         | Max        | Con        | Int %          | Con        | Int %          | Con        | Int %          | Ofe        | Def        | Tot        | efe        | Rec        | Per        | Fav       | Con       | Mat       | Com        | Rec        | Val         |
| Oliver, Albert   | 23  | 691         | 23     | 247         |            | 35         | 105 33%        | 47         | 92 51%         | 48         | 63 76%         | 27         | 63         | 90         | 91         | 22         | 37         | 5         | 8         | 0         | 63         | 71         | 288         |
| Ricci, Phil      | 22  | 638         | 22     | 302         |            | 10         | 24 42%         | 108        | 196 55%        | 56         | 93 60%         | 50         | 76         | 126        | 14         | 19         | 40         | 35        | 13        | 17        | 65         | 84         | 323         |
| Laviña, Ferran   | 22  | 586         | 22     | 216         |            | 31         | 92 34%         | 37         | 83 45%         | 49         | 63 78%         | 6          | 37         | 43         | 37         | 16         | 45         | 2         | 9         | 1         | 59         | 75         | 155         |
| Martínez, Rafa   | 23  | 578         | 5      | 244         |            | 23         | 56 41%         | 47         | 72 65%         | 81         | 97 84%         | 15         | 37         | 52         | 27         | 16         | 31         | 6         | 6         | 0         | 55         | 101        | 280         |
| Espil, Juan      | 23  | 523         | 3      | 265         |            | 52         | 136 38%        | 26         | 54 48%         | 57         | 58 98%         | 2          | 27         | 29         | 39         | 16         | 29         | 2         | 5         | 0         | 58         | 41         | 187         |
| Esmoris, J.R.    | 22  | 265         | 1      | 59          |            | 7          | 25 28%         | 14         | 29 48%         | 10         | 10 100%        | 7          | 38         | 45         | 11         | 2          | 17         | 6         | 3         | 0         | 47         | 8          | 31          |
| Bravo, César     | 20  | 255         | 12     | 58          |            | 10         | 19 53%         | 8          | 24 33%         | 12         | 15 80%         | 6          | 28         | 34         | 11         | 8          | 8          | 1         | 1         | 0         | 41         | 23         | 57          |
| Rubio, Guillem   | 19  | 249         | 2      | 81          |            | 1          | 5 20%          | 24         | 42 57%         | 30         | 43 70%         | 10         | 34         | 44         | 3          | 10         | 20         | 0         | 3         | 0         | 37         | 35         | 78          |
| Elliott, Rodney  | 4   | 114         | 3      | 38          |            | 6          | 21 29%         | 7          | 15 47%         | 6          | 8 75%          | 5          | 11         | 16         | 1          | 2          | 6          | 2         | 1         | 0         | 14         | 6          | 19          |
| Miller, Danny    | 3   | 53          | 3      | 14          |            | 4          | 7 57%          | 1          | 7 14%          | 0          | 0              | 1          | 9          | 10         | 2          | 0          | 1          | 1         | 0         | 0         | 7          | 2          | 12          |
| B Schmidt, Casey | 2   | 29          | 1      | 3           |            | 1          | 1 100%         | 0          | 2 0%           | 0          | 0              | 0          | 6          | 6          | 1          | 0          | 2          | 0         | 1         | 0         | 1          | 1          | 5           |
| B Riu, Eduard    | 1   | 0           | 0      | 0           |            | 0          | 0 0            | 0          | 0 0            | 0          | 0              | 0          | 0          | 0          | 0          | 0          | 0          | 0         | 0         | 0         | 0          | 0          | 0           |
| B Williams, H.   | 18  | 540         | 18     | 254         |            | 9          | 26 35%         | 82         | 144 57%        | 63         | 72 88%         | 35         | 103        | 138        | 38         | 21         | 43         | 26        | 8         | 0         | 62         | 88         | 364         |
| B Feliu, Miquel  | 9   | 80          | 0      | 21          |            | 3          | 12 25%         | 4          | 8 50%          | 4          | 6 67%          | 4          | 12         | 16         | 2          | 0          | 3          | 2         | 1         | 0         | 11         | 5          | 16          |
| Datos de Equipo  | 23  |             |        | 0           |            | 0          | 0 0            | 0          | 0 0            | 0          | 0              | 34         | 36         | 70         | 0          | 10         | 9          | 0         | 0         | 0         | 2          | 4          | 73          |
| <b>Totales</b>   |     | <b>4600</b> |        | <b>1802</b> |            | <b>192</b> | <b>529 36%</b> | <b>405</b> | <b>768 53%</b> | <b>416</b> | <b>528 79%</b> | <b>202</b> | <b>517</b> | <b>719</b> | <b>277</b> | <b>142</b> | <b>291</b> | <b>88</b> | <b>59</b> | <b>18</b> | <b>522</b> | <b>544</b> | <b>1888</b> |

### PROMEDIOS

|                  | Par | Min        | Puntos |             | Tiros de 3 |            | Tiros de 2    |             | Tiros libres    |             |               | Rebotes    |             |             | Asi       | Balones    |             | Tapones    |            |            | Faltas     |            |             |             |
|------------------|-----|------------|--------|-------------|------------|------------|---------------|-------------|-----------------|-------------|---------------|------------|-------------|-------------|-----------|------------|-------------|------------|------------|------------|------------|------------|-------------|-------------|
|                  | jug | jug        | 5i     | Tot         | Max        | Con        | Int %         | Con         | Int %           | Con         | Int %         | Ofe        | Def         | Tot         | efe       | Rec        | Per         | Fav        | Con        | Mat        | Com        | Rec        | Val         |             |
| Oliver, Albert   | 23  | 30         | 23     | 10.7        |            | 1.5        | 4.6 33%       | 2           | 4 51%           | 2.1         | 2.7 76%       | 1.2        | 2.7         | 3.9         | 4         | 1          | 1.6         | 0.2        | 0.3        | 0          | 2.7        | 3.1        | 12.5        |             |
| Ricci, Phil      | 22  | 29         | 22     | 13.7        |            | 0.5        | 1.1 42%       | 4.9         | 8.9 55%         | 2.5         | 4.2 60%       | 2.3        | 3.5         | 5.7         | 0.6       | 0.9        | 1.8         | 1.6        | 0.6        | 0.8        | 3          | 3.8        | 14.7        |             |
| Laviña, Ferran   | 22  | 27         | 22     | 9.8         |            | 1.4        | 4.2 34%       | 1.7         | 3.8 45%         | 2.2         | 2.9 78%       | 0.3        | 1.7         | 2           | 1.7       | 0.7        | 2           | 0.1        | 0.4        | 0          | 2.7        | 3.4        | 7           |             |
| Martínez, Rafa   | 23  | 25         | 5      | 10.6        |            | 1          | 2.4 41%       | 2           | 3.1 65%         | 3.5         | 4.2 84%       | 0.7        | 1.6         | 2.3         | 1.2       | 0.7        | 1.3         | 0.3        | 0.3        | 0          | 2.4        | 4.4        | 12.2        |             |
| Espil, Juan      | 23  | 23         | 3      | 11.5        |            | 2.3        | 5.9 38%       | 1.1         | 2.3 48%         | 2.5         | 2.5 98%       | 0.1        | 1.2         | 1.3         | 1.7       | 0.7        | 1.3         | 0.1        | 0.2        | 0          | 2.5        | 1.8        | 8.1         |             |
| Esmoris, J.R.    | 22  | 12         | 1      | 2.7         |            | 0.3        | 1.1 28%       | 0.6         | 1.3 48%         | 0.5         | 0.5 100%      | 0.3        | 1.7         | 2           | 0.5       | 0.1        | 0.8         | 0.3        | 0.1        | 0          | 2.1        | 0.4        | 1.4         |             |
| Bravo, César     | 20  | 13         | 12     | 2.9         |            | 0.5        | 1 53%         | 0.4         | 1.2 33%         | 0.6         | 0.8 80%       | 0.3        | 1.4         | 1.7         | 0.6       | 0.4        | 0.4         | 0.1        | 0.1        | 0          | 2.1        | 1.2        | 2.9         |             |
| Rubio, Guillem   | 19  | 13         | 2      | 4.3         |            | 0.1        | 0.3 20%       | 1.3         | 2.2 57%         | 1.6         | 2.3 70%       | 0.5        | 1.8         | 2.3         | 0.2       | 0.5        | 1.1         | 0          | 0.2        | 0          | 1.9        | 1.8        | 4.1         |             |
| Elliott, Rodney  | 4   | 28         | 3      | 9.5         |            | 1.5        | 5.3 29%       | 1.8         | 3.8 47%         | 1.5         | 2 75%         | 1.3        | 2.8         | 4           | 0.3       | 0.5        | 1.5         | 0.5        | 0.3        | 0          | 3.5        | 1.5        | 4.8         |             |
| Miller, Danny    | 3   | 18         | 3      | 4.7         |            | 1.3        | 2.3 57%       | 0.3         | 2.3 14%         | 0           | 0             | 0.3        | 3           | 3.3         | 0.7       | 0          | 0.3         | 0.3        | 0          | 0          | 2.3        | 0.7        | 4           |             |
| B Schmidt, Casey | 2   | 14         | 1      | 1.5         |            | 0.5        | 0.5 100%      | 0           | 1 0%            | 0           | 0             | 0          | 3           | 3           | 0.5       | 0          | 1           | 0          | 0.5        | 0          | 0.5        | 0.5        | 2.5         |             |
| B Riu, Eduard    | 1   | 0          | 0      | 0           |            | 0          | 0 0           | 0           | 0 0             | 0           | 0             | 0          | 0           | 0           | 0         | 0          | 0           | 0          | 0          | 0          | 0          | 0          | 0           |             |
| B Williams, H.   | 18  | 30         | 18     | 14.1        |            | 0.5        | 1.4 35%       | 4.6         | 8 57%           | 3.5         | 4 88%         | 1.9        | 5.7         | 7.7         | 2.1       | 1.2        | 2.4         | 1.4        | 0.4        | 0          | 3.4        | 4.9        | 20.2        |             |
| B Feliu, Miquel  | 9   | 9          | 0      | 2.3         |            | 0.3        | 1.3 25%       | 0.4         | 0.9 50%         | 0.4         | 0.7 67%       | 0.4        | 1.3         | 1.8         | 0.2       | 0          | 0.3         | 0.2        | 0.1        | 0          | 1.2        | 0.6        | 1.8         |             |
| Datos de Equipo  | 23  |            |        | 0           |            | 0          | 0 0           | 0           | 0 0             | 0           | 0             | 1.5        | 1.6         | 3           |           | 0.4        | 0.4         |            |            |            | 0.1        | 0.2        | 3.2         |             |
| <b>Totales</b>   |     | <b>200</b> |        | <b>78.3</b> |            | <b>8.3</b> | <b>23 36%</b> | <b>17.6</b> | <b>33.4 53%</b> | <b>18.1</b> | <b>23 79%</b> | <b>8.8</b> | <b>22.5</b> | <b>31.3</b> | <b>12</b> | <b>6.2</b> | <b>12.7</b> | <b>3.8</b> | <b>2.6</b> | <b>0.8</b> | <b>2.2</b> | <b>7.2</b> | <b>37.8</b> | <b>21.1</b> |

## TAU CERAMICA

## Estadísticas acumuladas hasta la Jornada 23

### TOTALES

|                   | Par | Min         | Puntos |             | Tiros de 3 |            | Tiros de 2     |            | Tiros libres    |            |                | Rebotes    |            |            | Asi        | Balones    |            | Tapones   |           |           | Faltas     |            |             |
|-------------------|-----|-------------|--------|-------------|------------|------------|----------------|------------|-----------------|------------|----------------|------------|------------|------------|------------|------------|------------|-----------|-----------|-----------|------------|------------|-------------|
|                   | jug | jug         | 5i     | Tot         | Max        | Con        | Int %          | Con        | Int %           | Con        | Int %          | Ofe        | Def        | Tot        | efe        | Rec        | Per        | Fav       | Con       | Mat       | Com        | Rec        | Val         |
| Calderón, J.M.    | 22  | 720         | 22     | 327         |            | 30         | 65 46%         | 81         | 140 58%         | 75         | 88 85%         | 18         | 44         | 62         | 75         | 33         | 34         | 1         | 6         | 2         | 46         | 86         | 391         |
| Scola, Luis       | 23  | 682         | 18     | 406         |            | 0          | 1 0%           | 168        | 280 60%         | 70         | 109 64%        | 61         | 113        | 174        | 50         | 37         | 44         | 23        | 11        | 8         | 81         | 105        | 507         |
| Vidal, Sergi      | 22  | 589         | 15     | 217         |            | 23         | 59 39%         | 49         | 83 59%          | 50         | 62 81%         | 8          | 64         | 72         | 50         | 31         | 30         | 3         | 4         | 5         | 28         | 65         | 294         |
| Macijauskas, A.   | 21  | 517         | 8      | 311         |            | 48         | 118 41%        | 50         | 95 53%          | 67         | 74 91%         | 6          | 29         | 35         | 32         | 17         | 33         | 5         | 6         | 0         | 54         | 80         | 265         |
| David, Kornel     | 21  | 505         | 13     | 195         |            | 1          | 3 33%          | 81         | 143 57%         | 30         | 40 75%         | 30         | 49         | 79         | 29         | 15         | 25         | 12        | 1         | 15        | 58         | 40         | 212         |
| Hansen, Travis    | 19  | 336         | 12     | 140         |            | 25         | 52 48%         | 29         | 60 48%          | 7          | 11 64%         | 25         | 28         | 53         | 13         | 10         | 18         | 4         | 2         | 5         | 53         | 15         | 100         |
| Splitter, Tiago   | 19  | 319         | 2      | 140         |            | 0          | 2 0%           | 46         | 93 49%          | 48         | 74 65%         | 33         | 45         | 78         | 16         | 13         | 14         | 13        | 7         | 8         | 57         | 54         | 161         |
| Betts, Andrew     | 17  | 294         | 13     | 97          |            | 0          | 0              | 32         | 76 42%          | 33         | 50 66%         | 29         | 34         | 63         | 10         | 11         | 17         | 11        | 4         | 3         | 47         | 44         | 107         |
| Conley, Robert    | 15  | 275         | 9      | 103         |            | 10         | 36 28%         | 26         | 57 46%          | 21         | 34 62%         | 16         | 25         | 41         | 29         | 15         | 16         | 1         | 8         | 3         | 33         | 39         | 101         |
| Prigioni, Pablo   | 16  | 187         | 0      | 47          |            | 6          | 20 30%         | 11         | 17 65%          | 7          | 11 64%         | 7          | 13         | 20         | 34         | 14         | 9          | 0         | 1         | 1         | 30         | 8          | 59          |
| Gabini, Roberto   | 12  | 146         | 2      | 45          |            | 8          | 22 36%         | 10         | 27 37%          | 1          | 4 25%          | 4          | 16         | 20         | 12         | 1          | 8          | 1         | 1         | 0         | 34         | 5          | 7           |
| B Quintero, Omar  | 8   | 55          | 1      | 22          |            | 1          | 3 33%          | 7          | 16 44%          | 5          | 7 71%          | 2          | 1          | 3          | 2          | 3          | 1          | 0         | 4         | 0         | 7          | 6          | 11          |
| B Santamaría, Jon | 1   | 1           | 0      | 0           |            | 0          | 0 0            | 0          | 0 0             | 0          | 0              | 0          | 0          | 0          | 0          | 0          | 0          | 0         | 0         | 0         | 0          | 0          | 0           |
| Datos de Equipo   | 23  |             |        | 0           |            | 0          | 0 0            | 0          | 0 0             | 0          | 0              | 26         | 48         | 74         | 0          | 7          | 4          | 0         | 0         | 0         | 1          | 5          | 81          |
| <b>Totales</b>    |     | <b>4625</b> |        | <b>2050</b> |            | <b>152</b> | <b>381 40%</b> | <b>590</b> | <b>1087 54%</b> | <b>414</b> | <b>564 73%</b> | <b>265</b> | <b>509</b> | <b>774</b> | <b>352</b> | <b>207</b> | <b>253</b> | <b>74</b> | <b>55</b> | <b>50</b> | <b>529</b> | <b>552</b> | <b>2296</b> |

### PROMEDIOS

|                 | Par | Min | Puntos |      | Tiros de 3 |     | Tiros de 2 |     | Tiros libres |     |         | Rebotes |     |     | Asi | Balones |     | Tapones |     |     | Faltas |     |      |
|-----------------|-----|-----|--------|------|------------|-----|------------|-----|--------------|-----|---------|---------|-----|-----|-----|---------|-----|---------|-----|-----|--------|-----|------|
|                 | jug | jug | 5i     | Tot  | Max        | Con | Int %      | Con | Int %        | Con | Int %   | Ofe     | Def | Tot | efe | Rec     | Per | Fav     | Con | Mat | Com    | Rec | Val  |
| Calderón, J.M.  | 22  | 33  | 22     | 14.9 |            | 1.4 | 3 46%      | 3.7 | 6.4 58%      | 3.4 | 4 85%   | 0.8     | 2   | 2.8 | 3.4 | 1.5     | 1.5 | 0       | 0.3 | 0.1 | 2.1    | 3.9 | 17.8 |
| Scola, Luis     | 23  | 30  | 18     | 17.7 |            | 0   | 0          | 7.3 | 12.2 60%     | 3   | 4.7 64% | 2.7     | 4.9 | 7.6 | 2.2 | 1.6     | 1.9 | 1       | 0.5 | 0.3 | 3.5    | 4.6 | 22   |
| Vidal, Sergi    | 22  | 27  | 15     | 9.9  |            | 1   | 2.7 39%    | 2.2 | 3.8 59%      | 2.3 | 2.8 81% | 0.4     | 2.9 | 3.3 | 2.3 | 1.4     | 1.4 | 0.1     | 0.2 | 0.2 | 1.3    | 3   | 13.4 |
| Macijauskas, A. | 21  | 25  | 8      | 14.8 |            | 2.3 | 5.6 41%    | 2.4 | 4.5 53%      | 3.2 | 3.5 91% | 0.3     | 1.4 | 1.7 | 1.5 | 0.8     | 1.6 | 0.2     | 0.3 | 0   | 2.6    | 3.8 | 12.6 |
| David, Kornel   | 21  | 24  | 13     | 9.3  |            | 0   | 0.1 33%    | 3.9 | 6.8 57%      | 1.4 | 1.9 75% | 1.4     | 2.3 | 3.8 | 1.4 | 0.7     | 1.2 | 0.6     | 0   | 0.7 | 2.8    | 1.9 | 10.1 |
| Hansen, Travis  | 19  | 18  | 12     | 7.4  |            | 1.3 | 2.7 48%    | 1.5 | 3.2 48%      | 0.4 | 0.6 64% | 1.3     | 1.5 | 2.8 | 0.7 | 0.5     | 0.9 | 0.2     | 0.1 | 0.3 | 2.8    | 0.8 | 5.3  |
| Splitter, Tiago | 19  | 17  | 2      | 7.4  |            | 0   | 0.1 0%     | 2.4 | 4.9 49%      | 2.5 | 3.9 65% | 1.7     | 2.4 | 4.1 | 0.8 | 0.7     | 0.7 | 0.7     | 0.4 | 0.4 | 3      | 2.8 | 8.5  |
| Betts, Andrew   | 17  | 17  | 13     | 5.7  |            | 0   | 0          | 1.9 | 4.5 42%      | 1.9 | 2.9 66% | 1.7     | 2   | 3.7 | 0.6 | 0.6     | 1   | 0.6     | 0.2 | 0.2 | 2.2    | 2.6 | 6.3  |
| Conley, Robert  | 15  | 18  | 9      | 6.9  |            | 0.7 | 2.4 28%    | 1.7 | 3.8 46%      | 1.4 | 2.3 62% |         |     |     |     |         |     |         |     |     |        |     |      |

# SERVICIO DE ESTADISTICAS ACB

## UNELCO TENERIFE

### Estadísticas acumuladas hasta la Jornada 23

#### TOTALES

|                 | Par | jug | Min  | 5i | Puntos |     | Tiros de 3 |     | Tiros de 2 |     | Tiros libres |     |     | Rebotes |     | Asi | Balones |     | Tapones |     | Faltas |     |     |     |     |      |
|-----------------|-----|-----|------|----|--------|-----|------------|-----|------------|-----|--------------|-----|-----|---------|-----|-----|---------|-----|---------|-----|--------|-----|-----|-----|-----|------|
|                 |     |     |      |    | Tot    | Max | Con        | Int | %          | Con | Int          | %   | Con | Int     | %   |     | Ofe     | Def | Tot     | efe | Rec    | Per | Fav | Con | Mat | Com  |
| Lábaque, Bruno  | 23  | 23  | 575  | 18 | 137    | 21  | 71         | 30% | 26         | 47  | 55%          | 22  | 32  | 69%     | 18  | 38  | 56      | 58  | 49      | 25  | 0      | 4   | 0   | 69  | 47  | 168  |
| Racca, Jorge    | 23  | 23  | 575  | 19 | 251    | 44  | 103        | 43% | 45         | 94  | 48%          | 29  | 35  | 83%     | 10  | 33  | 43      | 12  | 12      | 17  | 0      | 9   | 1   | 46  | 27  | 159  |
| Sims, Lewis     | 23  | 23  | 499  | 10 | 244    | 24  | 82         | 29% | 71         | 160 | 44%          | 30  | 42  | 71%     | 29  | 57  | 86      | 6   | 22      | 35  | 4      | 12  | 2   | 53  | 46  | 149  |
| Hopkins, B.     | 15  | 15  | 450  | 14 | 197    | 1   | 4          | 25% | 74         | 149 | 50%          | 46  | 68  | 68%     | 44  | 65  | 109     | 22  | 15      | 46  | 2      | 10  | 0   | 53  | 78  | 214  |
| Griffith, R.    | 12  | 12  | 346  | 12 | 90     | 0   | 0          |     | 38         | 80  | 48%          | 14  | 38  | 37%     | 36  | 73  | 109     | 15  | 5       | 22  | 12     | 3   | 9   | 37  | 39  | 142  |
| Sánchez, Diego  | 23  | 23  | 323  | 9  | 106    | 16  | 47         | 34% | 24         | 57  | 42%          | 10  | 13  | 77%     | 16  | 30  | 46      | 18  | 12      | 28  | 3      | 5   | 2   | 51  | 32  | 66   |
| Robles, Pedro   | 21  | 21  | 294  | 2  | 112    | 13  | 33         | 39% | 20         | 60  | 33%          | 33  | 40  | 83%     | 4   | 9   | 13      | 14  | 8       | 22  | 1      | 8   | 0   | 37  | 33  | 47   |
| Barry, Scooter  | 14  | 14  | 230  | 2  | 46     | 4   | 15         | 27% | 11         | 30  | 37%          | 12  | 18  | 67%     | 4   | 9   | 13      | 32  | 11      | 26  | 0      | 3   | 0   | 36  | 22  | 23   |
| Toledo, S.      | 20  | 20  | 176  | 0  | 80     | 11  | 24         | 46% | 20         | 34  | 59%          | 7   | 12  | 58%     | 20  | 30  | 50      | 2   | 4       | 8   | 4      | 3   | 4   | 13  | 13  | 97   |
| Rodríguez, Iván | 10  | 10  | 111  | 2  | 35     | 3   | 11         | 27% | 8          | 21  | 38%          | 10  | 13  | 77%     | 3   | 7   | 10      | 9   | 6       | 7   | 1      | 1   | 0   | 14  | 13  | 28   |
| Traina, Brad    | 4   | 4   | 72   | 0  | 41     | 8   | 22         | 36% | 6          | 8   | 75%          | 5   | 7   | 71%     | 1   | 2   | 3       | 2   | 3       | 4   | 1      | 1   | 1   | 12  | 12  | 27   |
| B Sellers, Rod  | 19  | 19  | 547  | 18 | 191    | 1   | 2          | 50% | 73         | 157 | 46%          | 42  | 65  | 65%     | 49  | 83  | 132     | 17  | 12      | 29  | 9      | 10  | 2   | 57  | 82  | 239  |
| B Palladino, L. | 17  | 17  | 300  | 6  | 86     | 19  | 52         | 37% | 11         | 27  | 41%          | 7   | 8   | 88%     | 7   | 21  | 28      | 13  | 5       | 26  | 0      | 3   | 0   | 18  | 20  | 55   |
| B Bogojevic, V. | 9   | 9   | 104  | 3  | 19     | 4   | 17         | 24% | 3          | 9   | 33%          | 1   | 2   | 50%     | 0   | 9   | 9       | 6   | 1       | 11  | 0      | 2   | 0   | 11  | 5   | -4   |
| Datos de Equipo | 23  |     |      |    |        | 0   | 0          |     | 0          | 0   |              | 0   | 0   |         | 32  | 34  | 66      | 0   | 9       | 19  | 0      | 0   | 0   | 3   | 4   | 57   |
| Totales         |     |     | 4600 |    | 1635   | 169 | 483        | 35% | 430        | 933 | 46%          | 268 | 393 | 68%     | 273 | 500 | 773     | 226 | 174     | 325 | 37     | 74  | 21  | 510 | 473 | 1467 |

#### PROMEDIOS

|                 | Par | jug | Min | 5i   | Puntos |     | Tiros de 3 |     | Tiros de 2 |      | Tiros libres |      |      | Rebotes |      | Asi  | Balones |     | Tapones |      | Faltas |     |     |     |     |       |
|-----------------|-----|-----|-----|------|--------|-----|------------|-----|------------|------|--------------|------|------|---------|------|------|---------|-----|---------|------|--------|-----|-----|-----|-----|-------|
|                 |     |     |     |      | Tot    | Max | Con        | Int | %          | Con  | Int          | %    | Con  | Int     | %    |      | Ofe     | Def | Tot     | efe  | Rec    | Per | Fav | Con | Mat | Com   |
| Lábaque, Bruno  | 23  | 23  | 25  | 18   | 6      | 0.9 | 3.1        | 30% | 1.1        | 2    | 55%          | 1    | 1.4  | 69%     | 0.8  | 1.7  | 2.4     | 2.5 | 2.1     | 1.1  | 0      | 0.2 | 0   | 3   | 2   | 7.3   |
| Racca, Jorge    | 23  | 25  | 19  | 10.9 | 10.9   | 1.9 | 4.5        | 43% | 2          | 4.1  | 48%          | 1.3  | 1.5  | 83%     | 0.4  | 1.4  | 1.9     | 0.5 | 0.5     | 0.7  | 0      | 0.4 | 0   | 2   | 1.2 | 6.9   |
| Sims, Lewis     | 23  | 22  | 10  | 10.6 | 10.6   | 1   | 3.6        | 29% | 3.1        | 7    | 44%          | 1.3  | 1.8  | 71%     | 1.3  | 2.5  | 3.7     | 0.3 | 1       | 1.5  | 0.2    | 0.5 | 0.1 | 2.3 | 2   | 6.5   |
| Hopkins, B.     | 15  | 30  | 14  | 13.1 | 13.1   | 0.1 | 0.3        | 25% | 4.9        | 9.9  | 50%          | 3.1  | 4.5  | 68%     | 2.9  | 4.3  | 7.3     | 1.5 | 1       | 3.1  | 0.1    | 0.7 | 0   | 3.5 | 5.2 | 14.3  |
| Griffith, R.    | 12  | 29  | 12  | 7.5  | 7.5    | 0   | 0          |     | 3.2        | 6.7  | 48%          | 1.2  | 3.2  | 37%     | 3    | 6.1  | 9.1     | 1.3 | 0.4     | 1.8  | 1      | 0.3 | 0.8 | 3.1 | 3.3 | 11.8  |
| Sánchez, Diego  | 23  | 14  | 9   | 4.6  | 4.6    | 0.7 | 2          | 34% | 1          | 2.5  | 42%          | 0.4  | 0.6  | 77%     | 0.7  | 1.3  | 2       | 0.8 | 0.5     | 1.2  | 0.1    | 0.2 | 0.1 | 2.2 | 1.4 | 2.9   |
| Robles, Pedro   | 21  | 14  | 2   | 5.3  | 5.3    | 0.6 | 1.6        | 39% | 1          | 2.9  | 33%          | 1.6  | 1.9  | 83%     | 0.2  | 0.4  | 0.6     | 0.7 | 0.4     | 1    | 0      | 0.4 | 0   | 1.8 | 1.6 | 2.2   |
| Barry, Scooter  | 14  | 16  | 2   | 3.3  | 3.3    | 0.3 | 1.1        | 27% | 0.8        | 2.1  | 37%          | 0.9  | 1.3  | 67%     | 0.3  | 0.6  | 0.9     | 2.3 | 0.8     | 1.9  | 0      | 0.2 | 0   | 2.6 | 1.6 | 1.6   |
| Toledo, S.      | 20  | 9   | 0   | 4    | 4      | 0.6 | 1.2        | 46% | 1          | 1.7  | 59%          | 0.4  | 0.6  | 58%     | 1    | 1.5  | 2.5     | 0.1 | 0.2     | 0.4  | 0.2    | 0.2 | 0.2 | 0.7 | 0.7 | 4.9   |
| Rodríguez, Iván | 10  | 11  | 2   | 3.5  | 3.5    | 0.3 | 1.1        | 27% | 0.8        | 2.1  | 38%          | 1    | 1.3  | 77%     | 0.3  | 0.7  | 1       | 0.9 | 0.6     | 0.7  | 0.1    | 0.1 | 0   | 1.4 | 1.3 | 2.8   |
| Traina, Brad    | 4   | 18  | 0   | 10.3 | 10.3   | 2   | 5.5        | 36% | 1.5        | 2    | 75%          | 1.3  | 1.8  | 71%     | 0.3  | 0.5  | 0.8     | 0.5 | 0.8     | 1    | 0.3    | 0.3 | 0.3 | 3   | 3   | 6.8   |
| B Sellers, Rod  | 19  | 29  | 18  | 10.1 | 10.1   | 0.1 | 0.1        | 50% | 3.8        | 8.3  | 46%          | 2.2  | 3.4  | 65%     | 2.6  | 4.4  | 6.9     | 0.9 | 0.6     | 1.5  | 0.5    | 0.5 | 0.1 | 3   | 4.3 | 12.6  |
| B Palladino, L. | 17  | 18  | 6   | 5.1  | 5.1    | 1.1 | 3.1        | 37% | 0.6        | 1.6  | 41%          | 0.4  | 0.5  | 88%     | 0.4  | 1.2  | 1.6     | 0.8 | 0.3     | 1.5  | 0      | 0.2 | 0   | 1.1 | 1.2 | 3.2   |
| B Bogojevic, V. | 9   | 12  | 3   | 2.1  | 2.1    | 0.4 | 1.9        | 24% | 0.3        | 1    | 33%          | 0.1  | 0.2  | 50%     | 0    | 1    | 1       | 0.7 | 0.1     | 1.2  | 0      | 0.2 | 0   | 1.2 | 0.6 | -0.4  |
| Datos de Equipo | 23  |     |     |      |        |     |            |     |            |      |              | 1.4  | 1.5  | 2.9     |      |      |         | 0.4 | 0.8     |      |        |     |     | 0.1 | 0.2 | 2.5   |
| Totales         |     | 200 |     | 71.1 | 71.1   | 7.3 | 21         | 35% | 18.7       | 40.6 | 46%          | 11.7 | 17.1 | 68%     | 11.9 | 21.7 | 33.6    | 9.8 | 7.6     | 14.1 | 1.6    | 3.2 | 0.9 | 2.2 | 2.0 | 663.8 |

## UNICAJA

### Estadísticas acumuladas hasta la Jornada 23

#### TOTALES

|                 | Par | jug  | Min | 5i   | Puntos |     | Tiros de 3 |     | Tiros de 2 |     | Tiros libres |     |     | Rebotes |     | Asi | Balones |     | Tapones |     | Faltas |     |     |     |     |     |     |
|-----------------|-----|------|-----|------|--------|-----|------------|-----|------------|-----|--------------|-----|-----|---------|-----|-----|---------|-----|---------|-----|--------|-----|-----|-----|-----|-----|-----|
|                 |     |      |     |      | Tot    | Max | Con        | Int | %          | Con | Int          | %   | Con | Int     | %   |     | Ofe     | Def | Tot     | efe | Rec    | Per | Fav | Con | Mat | Com | Rec |
| Garbajosa, J.   | 22  | 22   | 666 | 16   | 320    | 38  | 87         | 44% | 69         | 130 | 53%          | 68  | 82  | 83%     | 37  | 118 | 155     | 58  | 25      | 30  | 9      | 8   | 1   | 62  | 103 | 446 |     |
| Bremer, J.R.    | 23  | 23   | 621 | 21   | 313    | 42  | 100        | 42% | 65         | 130 | 50%          | 57  | 74  | 77%     | 8   | 55  | 63      | 49  | 26      | 44  | 1      | 7   | 0   | 57  | 81  | 285 |     |
| Vázquez, Fran   | 23  | 23   | 534 | 20   | 244    | 0   | 0          |     | 104        | 170 | 61%          | 36  | 60  | 60%     | 48  | 73  | 121     | 6   | 15      | 22  | 35     | 3   | 40  | 68  | 47  | 285 |     |
| Cabezas, Carlos | 23  | 23   | 524 | 17   | 187    | 22  | 44         | 50% | 46         | 74  | 62%          | 29  | 42  | 69%     | 13  | 27  | 40      | 45  | 19      | 28  | 0      | 5   | 0   | 44  | 53  | 204 |     |
| Rodríguez, Bern | 21  | 21   | 452 | 2    | 176    | 14  | 64         | 22% | 47         | 64  | 73%          | 40  | 46  | 87%     | 10  | 27  | 37      | 42  | 21      | 35  | 4      | 1   | 0   | 65  | 46  | 152 |     |
| Risacher, S.    | 21  | 21   | 439 | 16   | 171    | 25  | 64         | 39% | 42         | 71  | 59%          | 12  | 17  | 71%     | 14  | 37  | 51      | 19  | 10      | 27  | 5      | 0   | 4   | 47  | 31  | 140 |     |
| Herrmann, w.    | 22  | 22   | 372 | 6    | 175    | 22  | 45         | 49% | 37         | 83  | 45%          | 35  | 48  | 73%     | 17  | 47  | 64      | 15  | 5       | 16  | 3      | 11  | 4   | 22  | 52  | 183 |     |
| Sánchez, Pepe   | 18  | 18   | 354 | 6    | 79     | 11  | 35         | 31% | 20         | 56  | 36%          | 6   | 15  | 40%     | 7   | 44  | 51      | 42  | 15      | 29  | 1      | 6   | 0   | 53  | 22  | 53  |     |
| Pietrus, F.     | 23  | 23   | 345 | 9    | 82     | 7   | 22         | 32% | 18         | 35  | 51%          | 25  | 33  | 76%     | 30  | 49  | 79      | 13  | 7       | 17  | 13     | 1   | 4   | 68  | 34  | 102 |     |
| Tabak, Zan      | 5   | 5    | 80  | 1    | 31     | 0   | 0          |     | 15         | 32  | 47%          | 1   | 2   | 50%     | 9   | 9   | 18      | 2   | 4       | 5   | 2      | 1   | 2   | 15  | 3   | 21  |     |
| Lázaro, Jesús   | 5   | 5    | 50  | 0    | 13     | 0   | 3          | 0%  | 5          | 5   | 100%         | 3   | 4   | 75%     | 1   | 1   | 2       | 9   | 2       | 2   | 0      | 0   | 0   | 4   | 2   | 18  |     |
| Ermolinski, P.  | 4   | 4    | 6   | 0    | 1      | 0   | 0          |     | 0          | 2   | 0%           | 1   | 2   | 50%     | 0   | 0   | 0       | 1   | 0       | 0   | 0      | 0   | 0   | 0   | 0   | 1   | 0   |
| B Berzins, K.   | 1   | 1    | 2   | 0    | 2      | 0   | 1          | 0%  | 1          | 2   | 50%          | 0   | 0   |         | 0   | 0   | 0       | 0   | 0       | 0   | 0      | 0   | 0   | 1   | 0   | -1  |     |
| B Einikis, G.   | 10  | 12   | 1   | 5.8  | 5.8    | 4   | 6          | 67% | 20         | 34  | 59%          | 6   | 14  | 43%     | 7   | 14  | 21      | 2   | 2       | 8   | 3      | 1   | 0   | 22  | 14  | 45  |     |
| B Rooks, Sean   | 3   | 3    | 54  | 0    | 20     | 0   | 0          |     | 5          | 10  | 50%          | 10  | 12  | 83%     | 6   | 13  | 19      | 0   | 4       | 5   | 6      | 0   | 1   | 9   | 8   | 36  |     |
| Datos de Equipo | 23  |      |     |      | 0      | 0   | 0          |     | 0          | 0   |              | 0   | 0   |         | 22  | 42  | 64      | 0   | 11      | 14  | 0      | 0   | 0   | 3   | 4   | 62  |     |
| Totales         |     | 4625 |     | 1872 | 1872   | 185 | 471        | 39% | 494        | 898 | 55%          | 329 | 451 | 73%     | 229 | 556 | 785     | 3   |         |     |        |     |     |     |     |     |     |

# PROXIMAS JORNADAS

# ACB

## Jornada

# 24

|   |         |            |          |                     |
|---|---------|------------|----------|---------------------|
| DKV JOVENTUT - GRAN CANARIA                   | Domingo | 13-03-2005 | 19.00 h. | -                   |
| CASADEMONT GIRONA - ETOSA ALICANTE            | Domingo | 13-03-2005 | 19.00 h. | -                   |
| PLUS PUJOL LLEIDA - WINTERTHUR F.C. BARCELONA | Domingo | 13-03-2005 | 12.30 h. | C33                 |
| LECHE RIO - REAL MADRID                       | Domingo | 13-03-2005 | 12.30 h. | TVG TM PT2 TVC VOC1 |
| C.B. GRANADA - RICOH MANRESA                  | Sábado  | 12-03-2005 | 18.30 h. | -                   |
| CAJA SAN FERNANDO - LAGUN ARO BILBAO BASKET   | Sábado  | 12-03-2005 | 19.00 h. | -                   |
| ADECCO ESTUDIANTES - UNELCO TENERIFE          | Sábado  | 12-03-2005 | 19.00 h. | VOCENTO 2           |
| UNICAJA - PAMESA VALENCIA                     | Domingo | 13-03-2005 | 19.00 h. | La2                 |
| TAU CERAMICA - FORUM VALLADOLID               | Sábado  | 12-03-2005 | 19.30 h. | -                   |


**AUTONOMICAS:** Canal 33 (C33) - TeleMadrid (TM) - TV Canaria TVC) - Punt 2 (PT2)

**VOCENTO 1:** Bilbovisión \* - Alava 7 Vitoria \* - Canal 10 Gijón \*

**VOCENTO 2:** Sevilla TV - Canal Málaga - Teleideal Granada - Castilla León TV (18 Tvs) - LP Te Va Valencia - Onda 6 TV Madrid - Canal 6 Murcia - Canal 8 DM Santander - Teledonosti / KTB Guipúzcoa - Telefrontera Badajoz - TVR Rioja - RTVA Aragón

\* emisión en diferido

| PRECEDENTES JORNADA 24                        | Precedentes del partido | Victorias locales (última) | Victorias visitantes (última) |
|---|-------------------------|----------------------------|-------------------------------|
| DKV JOVENTUT - GRAN CANARIA                   | 11                      | 8 (28/12/2003)             | 3 (18/02/2001)                |
| CASADEMONT GIRONA - ETOSA ALICANTE            | 3                       | 2 (03/11/2002)             | 1 (04/01/2004)                |
| PLUS PUJOL LLEIDA - WINTERTHUR F.C. BARCELONA | 5                       | 1 (17/05/2002)             | 4 (03/04/2004)                |
| LECHE RIO - REAL MADRID                       | 20                      | 3 (13/03/2003)             | 17 (14/03/2004)               |
| C.B. GRANADA - RICOH MANRESA                  | 4                       | 2 (30/10/1998)             | 2 (13/03/2003)                |
| CAJA SAN FERNANDO - LAGUN ARO BILBAO BASKET   | INEDITO                 | INEDITO                    | INEDITO                       |
| ADECCO ESTUDIANTES - UNELCO TENERIFE          | 1                       | 0                          | 1 (29/10/2003)                |
| UNICAJA - PAMESA VALENCIA                     | 20                      | 11 (14/05/2004)            | 9 (11/06/2003)                |
| TAU CERAMICA - FORUM VALLADOLID               | 26                      | 18 (02/11/2003)            | 8 (01/03/2003)                |



## Servicio de Radio ACB

Información (93) 417.24.04  
RDSI (93) 254.02.65

Para recibir los cortes de voz en formato MP3 a través de correo electrónico contactar con : [jcerda@liga-acb.es](mailto:jcerda@liga-acb.es)

# ACB.COM

*Toda la información del baloncesto en la red*

