

Noticias

ACB



AÑO XVII - 24 Abril 2006. Departamento ACB Data
Internet : www.acb.com

Nº 589

TEMPORADA
2005-2006

JORNADA
30


I N D I C E

| | |
|---|-------|
| Jugador de la Jornada 30..... | 2 |
| Resultados y Clasificaciones | 3 |
| Topes y Dobles Figuras Jornada 30 | 4 |
| Cuadro de resultados | 5 |
| Máximos anotadores | 5 |
| Clasificaciones Individuales | 6-7 |
| Series | 8 |
| Clasificaciones de Equipo..... | 8-9 |
| Fichas Partidos Jornada 30 | 10-14 |
| Estadísticas Acumuladas | 15-23 |
| Precedentes y Próximas Jornadas | 24 |

Carrefour

JUGADOR DE LA JORNADA 30

Pete MICKEAL (Leche Río)



Pete Mickeal ha protagonizado la actuación más destacada de la 30ª jornada al conseguir 23 puntos (0/1 de tres, 7/11 de dos y 9/11 t.l.), capturar 13 rebotes, dar 4 asistencias, recuperar 2 balones y provocar 8 faltas, para una valoración total de 36 puntos. Para el jugador estadounidense ésta es su quinta nominación como mejor **Jugador de la Jornada** en la ACB.

Fenton 'Pete' Mickeal es un alero de 1,99 m., nacido el 22/02/78 en Rock Island, Illinois. Comenzó a jugar en el Rock Island HS, para debutar en la NCAA con Indian Hills CC, equipo en el que permaneció durante dos temporadas, para pasar las dos restantes en la Cincinnati University. Elegido por Dallas en la 2ª ronda del draft NBA de 2000 (nº 58), su carrera en EE.UU. se desarrolló en la ABA, donde formó parte de Tampa Bay y Kansas City, equipo con el que ganó el campeonato en la campaña 2001-02. En la temporada 2003-04 debuta en la liga griega con el Peristeri, para fichar en la 2004-05 por el Dinamo Moscú. Tras disputar cuatro partidos, es traspasado al Makedonikos. El pasado verano fichó por el Leche Río.

.....flashes.....flashes.....flashes.....flashes.....flashes.....

- Etosa Alicante mantuvo su racha positiva logrando un nuevo triunfo, esta vez ante el Akasvayu Girona. En este encuentro, **Lucio Angulo** completó su mejor partido de la temporada al alcanzar los 30 de valoración, tras anotar 18 puntos, capturar 5 rebotes, dar 3 asistencias y recuperar 4 balones.
- **Denis Marconato** realizó ante el Ricoh Manresa una gran actuación, logrando dobles figuras al anotar 14 puntos y capturar 13 rebotes, para una valoración de 24 pts.
- El Pamesa Valencia volvió a los puestos de playoff tras su victoria en Menorca, donde **Dimos Dikoudis** fue la gran estrella. Con 27 pts y 10 reb., el griego llegó hasta los 35 p.v.
- Ante su ex equipo, **Gonzalo Martínez** consiguió mostrar toda su calidad. El base del Gran Canaria Grupo Dunas, tras una actuación impecable, sobre todo en el tiro exterior (16 puntos con 3 de 3 desde los 6,25), logró un triple a escasos segundos del final que resultó definitivo para un triunfo que certificaba la clasificación del equipo isleño para el playoff.

Jugador Nacional de la Jornada Sergio SÁNCHEZ (Alta Gestión Fuenlabrada)



La nominación reservada para los jugadores nacidos en nuestro país ha sido esta jornada para **Sergio Sánchez**. El base de Alta Gestión Fuenlabrada logró 24 puntos (1/3 T.3, 5/9 T.2., 11/11 T.L.), capturó 5 rebotes, dio 4 asistencias, recuperó 1 balón y provocó 6 faltas personales, para lograr un total de 32 p.v.


(1) p.v. = Puntos de Valoración.

Fórmula= +[Puntos+Reb.+Asist.+Rec.+FP rec.+Tap.] - [T. fallados+Pérd.+Tap. Rec.+FP]

VALORACIONES PARA LA JORNADA 30

| JUGADOR | VAL | Pts. | Reb. | Asi. | Rec. | Per. | FPe. | FPr. | Tap. | TaR | T3p. | T2p. | T1p. |
|-----------------|-----|------|------|------|------|------|------|------|------|-----|------|------|-------|
| MICKEAL, PETE | 36 | 23 | 13 | 4 | 2 | 4 | 2 | 8 | 0 | 1 | 0/1 | 7/11 | 9/11 |
| DIKOUDIS, DIMOS | 35 | 27 | 10 | 0 | 1 | 2 | 4 | 7 | 0 | 1 | 2/4 | 9/10 | 3/3 |
| HOPKINS, B. | 35 | 25 | 8 | 5 | 3 | 2 | 3 | 11 | 0 | 0 | 0/1 | 8/16 | 9/12 |
| SÁNCHEZ, SERGIO | 32 | 24 | 5 | 4 | 1 | 1 | 1 | 6 | 0 | 0 | 1/3 | 5/9 | 11/11 |
| SÁNCHEZ, PEPE | 32 | 19 | 7 | 9 | 2 | 4 | 2 | 6 | 0 | 0 | 2/4 | 3/4 | 7/9 |
| ANGULO, LUCIO | 30 | 18 | 5 | 3 | 4 | 2 | 3 | 9 | 0 | 1 | 2/2 | 1/2 | 10/12 |
| BORCHARDT, C. | 29 | 18 | 8 | 2 | 1 | 1 | 3 | 11 | 1 | 1 | 0/0 | 4/7 | 10/14 |
| SALGADO, JAVIER | 28 | 20 | 2 | 6 | 1 | 4 | 2 | 6 | 0 | 0 | 4/4 | 1/2 | 6/6 |
| MARCONATO, D. | 24 | 14 | 13 | 1 | 1 | 0 | 4 | 1 | 1 | 0 | 0/0 | 7/10 | 0/0 |
| OLIVER, ALBERT | 24 | 16 | 5 | 5 | 0 | 2 | 3 | 8 | 1 | 1 | 1/3 | 3/4 | 7/9 |
| BROWN, GERALD | 23 | 20 | 3 | 3 | 2 | 4 | 0 | 1 | 0 | 0 | 2/3 | 7/8 | 0/0 |
| YEBRA, OSCAR | 21 | 16 | 4 | 0 | 1 | 2 | 1 | 5 | 0 | 0 | 3/4 | 1/1 | 5/6 |
| SCOTT, RICHARD | 21 | 19 | 4 | 1 | 2 | 4 | 4 | 8 | 0 | 0 | 0/0 | 7/11 | 5/6 |
| RICCI, PHIL | 21 | 15 | 6 | 2 | 0 | 1 | 1 | 4 | 0 | 0 | 1/1 | 5/6 | 2/5 |

RANKING ACB



| | Total | Par | Media |
|--------------------|-------|-----|-------|
| 1 MICKEAL, PETE | 654 | 30 | 21,8 |
| 2 ROE, LOU | 617 | 29 | 21,3 |
| 3 SCOLA, LUIS | 591 | 29 | 20,4 |
| 4 HOPKINS, B. | 574 | 30 | 19,1 |
| 5 FERNÁNDEZ, RUDY | 558 | 30 | 18,6 |
| 6 JIMÉNEZ, CARLOS | 500 | 27 | 18,5 |
| 7 GARBAJOSA, J. | 492 | 27 | 18,2 |
| 8 SAVANE, SITAPHA | 543 | 30 | 18,1 |
| 9 NAVARRO, J.C. | 437 | 26 | 16,8 |
| 10 AVDALOVIC, VULE | 458 | 29 | 15,8 |
| 11 WILLIAMS, S. | 419 | 27 | 15,5 |
| 12 LEWIS, LARRY | 450 | 29 | 15,5 |
| 13 PRIGIONI, PABLO | 441 | 29 | 15,2 |
| 14 BULLOCK, LOUIS | 416 | 28 | 14,9 |
| 15 PANKO, ANDY | 445 | 30 | 14,8 |
| 16 REYES, FELIPE | 442 | 30 | 14,7 |
| 17 BROWN, MARCUS | 439 | 30 | 14,6 |
| 18 MOSS, CHRIS | 321 | 22 | 14,6 |
| 19 MCDONALD, W. | 437 | 30 | 14,6 |
| 20 RADULOVIC, N. | 421 | 30 | 14,0 |
| 21 DAVIS, DEVIN | 322 | 24 | 13,4 |
| 22 RICCI, PHIL | 383 | 29 | 13,2 |
| 23 MARCONATO, D. | 388 | 30 | 12,9 |
| 24 OLIVER, ALBERT | 388 | 30 | 12,9 |
| 25 RAKOCEVIC, IGOR | 309 | 24 | 12,9 |
| 26 BENNETT, ELMER | 347 | 27 | 12,9 |
| 27 SLANINA, D. | 385 | 30 | 12,8 |
| 28 ELEY, BUD | 358 | 28 | 12,8 |
| 29 DIKOUDIS, DIMOS | 383 | 30 | 12,8 |
| 30 WIDEMAN, TOM | 379 | 30 | 12,6 |
| 31 THOMPSON, KEVIN | 361 | 29 | 12,4 |
| 32 JASEN, HERNÁN | 373 | 30 | 12,4 |
| 33 HERRMANN, W. | 295 | 24 | 12,3 |
| 34 SPLITTER, TIAGO | 327 | 27 | 12,1 |
| 35 WILLIAMS, H. | 354 | 30 | 11,8 |
| 36 GUARDIA, SALVA | 351 | 30 | 11,7 |
| 37 SCOTT, RICHARD | 348 | 30 | 11,6 |
| 38 SOLANA, F. | 348 | 30 | 11,6 |
| 39 SALGADO, JAVIER | 347 | 30 | 11,6 |
| 40 SÁNCHEZ, SERGIO | 347 | 30 | 11,6 |
| 41 SÁNCHEZ, PEPE | 333 | 29 | 11,5 |
| 42 SANTIAGO, D. | 314 | 28 | 11,2 |
| 43 YÁÑEZ, NACHO | 329 | 30 | 11,0 |
| 44 WEIS, FREDERIC | 329 | 30 | 11,0 |
| 45 TIMINSKAS, M. | 328 | 30 | 10,9 |
| 46 LAVIÑA, FERRAN | 317 | 29 | 10,9 |
| 47 FERNÁNDEZ, J. | 322 | 30 | 10,7 |
| 48 MUMBRÚ, ALEX | 320 | 30 | 10,7 |
| 49 NORRIS, MARCUS | 319 | 30 | 10,6 |
| 50 KAKIOUZIS, M. | 319 | 30 | 10,6 |

ACB 2005/2006 - Resultados y Clasificación



MEMORIA DE ALTAS Y BAJAS

- Con fecha 21/04/2006 Fórum Valladolid da de baja en la plantilla al entrenador ayudante **Antonio Herrera**.

DEBUTANTES EN LAACB

- Con fecha 23/04/2006 debutan **Marc Torres** (Llanera Menorca) y **Elton Brown** (Llanera Menorca).

ASISTENCIA DE PUBLICO

JORNADA 30 (media 5.655)

| | |
|--|--------|
| Etosa Alicante - Akasvayu Girona | 5.320 |
| Winterthur FC Barcelona - Ricoh Manresa | 3.104 |
| Lagun Aro Bilbao Basket - Fórum Valladolid | 5.000 |
| Alta Gestión Fuenlabrada - TAU Cerámica | 4.970 |
| Llanera Menorca - Pamesa Valencia | 5.250 |
| DKV Joventut - Leche Río | 4.148 |
| Adecco Estudiantes - Gran Canaria Dunas | 7.500 |
| Caja San Fernando - C.B. Granada | 5.600 |
| Unicaja - Real Madrid | 10.000 |
| | 50.892 |

RESULTADOS JORNADA 30

(22 y 23 Abril 2006)

| | |
|--|-----------|
| ETOSA ALICANTE - AKASVAYU GIRONA | (78-72) |
| WINTERTHUR F.C. BARCELONA - RICOH MANRESA | (83-78) |
| LAGUN ARO BILBAO BASKET - FÓRUM VALLADOLID | (84-89) |
| ALTA GESTIÓN FUENLABRADA - TAU CERÁMICA | (81-73) |
| LLANERA MENORCA - PAMESA VALENCIA | (73-94) |
| DKV JOVENTUT - LECHE RÍO | (86-72) |
| ADECCO ESTUDIANTES - GRAN CANARIA DUNAS | (70-74) |
| CAJA SAN FERNANDO - C.B. GRANADA | (80-72) |
| UNICAJA - REAL MADRID | (84-77) |

CLASIFICACION ACB 2005-2006

| PO | EQUIPOS | PARTIDOS | | | TANTOS | |
|----|---------------------------|----------|-----|-----|--------|------|
| | | JUG | GAN | PER | FAVO | CONT |
| 1 | UNICAJA | 30 | 22 | 8 | 2438 | 2226 |
| 2 | WINTERTHUR F.C. BARCELONA | 30 | 22 | 8 | 2431 | 2246 |
| 3 | TAU CERÁMICA | 30 | 21 | 9 | 2521 | 2306 |
| 4 | DKV JOVENTUT | 30 | 20 | 10 | 2494 | 2314 |
| 5 | GRAN CANARIA GRUPO DUNAS | 30 | 19 | 11 | 2274 | 2175 |
| 6 | AKASVAYU GIRONA | 30 | 17 | 13 | 2420 | 2372 |
| 7 | REAL MADRID | 30 | 16 | 14 | 2307 | 2182 |
| 8 | PAMESA VALENCIA | 30 | 15 | 15 | 2335 | 2373 |
| 9 | ADECCO ESTUDIANTES | 30 | 14 | 16 | 2428 | 2508 |
| 10 | ALTA GESTIÓN FUENLABRADA | 30 | 14 | 16 | 2286 | 2355 |
| 11 | ETOSA ALICANTE | 30 | 12 | 18 | 2272 | 2338 |
| 12 | CAJA SAN FERNANDO | 30 | 12 | 18 | 2326 | 2428 |
| 13 | C.B. GRANADA | 30 | 12 | 18 | 2284 | 2406 |
| 14 | FÓRUM VALLADOLID | 30 | 11 | 19 | 2365 | 2428 |
| 15 | RICOH MANRESA | 30 | 11 | 19 | 2301 | 2414 |
| 16 | LAGUN ARO BILBAO BASKET | 30 | 11 | 19 | 2244 | 2375 |
| 17 | LLANERA MENORCA | 30 | 11 | 19 | 2267 | 2426 |
| 18 | LECHE RÍO | 30 | 10 | 20 | 2282 | 2403 |



SERVICIO DE ESTADISTICAS ACB

TOPES DE LA LIGA

| TOPES | JORNADA 30 | LOS MEJORES DE LA TEMPORADA |
|---------------------------|-------------------------------|---------------------------------|
| TOPES DE EQUIPO | | |
| MEJOR ATAQUE | PAMESA VALENCIA (94) | UNICAJA (115 - 10ª J) |
| MEJOR DEFENSA | GRAN CANARIA GRUPO DUNAS (70) | REAL MADRID (48 - 05ª J) |
| VICTORIA CON MENOS PUNTOS | GRAN CANARIA GRUPO DUNAS (74) | WINTERTHUR FCB (57 - 28ª J) |
| DERROTA CON MAS PUNTOS | LAGUN ARO BILBAO BASKET (84) | WINTERTHUR FCB (104 - 10ª J) |
| CANASTAS DE DOS | WINTERTHUR FC BARCELONA (25) | TAU CERAMICA (36 - 02ª J) |
| | ALTA GESTIÓN FUENLABRADA (25) | |
| CANASTAS TRIPLES | PAMESA VALENCIA (11) | TAU CERÁMICA (16 - 20ª J) |
| | DKV JOVENTUT (11) | |
| TIROS LIBRES | FÓRUM VALLADOLID (26) | ADECCO ESTUDIANTES (36 - 11ª J) |
| | LLANERA MENORCA (26) | AKASVAYU GIRONA (36 - 17ª J) |
| | | UNICAJA (36 - 27ª J) |
| REBOTES | WINTERTHUR FC BARCELONA (40) | ADECCO ESTUDIANTES (54 - 04ª J) |
| ASISTENCIAS | TAU CERÁMICA (21) | C.B. GRANADA (27 - 21ª J) |
| | UNICAJA (21) | |
| VALORACION | PAMESA VALENCIA (109) | C.B. GRANADA (149 - 21ª J) |
| TOPES INDIVIDUALES | | |
| PUNTOS | DIKOUDIS, DIMOS (27) | McDONALD, WILL (37 - 17ª J) |
| CANASTAS DE DOS | DIKOUDIS, DIMOS (9) | McDONALD, WILL (16 - 17ª J) |
| CANASTAS TRIPLES | JACOBSEN, CASEY (5) | MIGUEL, ALBERTO (7 - 01ª J) |
| | | NAVARRO, J.C. (7 - 05ª J) |
| TIROS LIBRES | SÁNCHEZ, SERGIO (11) | MYERS, TERRELL (7 - 17ª J) |
| REBOTES | MICKEAL, PETE (13) | NAVARRO, J.C. (20 - 06ª J) |
| | MARCONATO, DENIS (13) | GARCES, RUBEN (16 - 03ª J) |
| | | WEIS, FREDERIC (16 - 09ª J) |
| ASISTENCIAS | PRIGIONI, PABLO (14) | BORCHARDT, CURTIS (16 - 27ª J) |
| VALORACION | MICKEAL, PETE (36) | PRIGIONI, PABLO (14 - 30ª J) |
| | | MICKEAL, PETE (54 - 25ª J) |


DOBLES FIGURAS

| DOBLES F. POR EQUIPOS | 2005/2006 | Jorn. 30 | CLASIFICACION GENERAL | D.F. |
|---------------------------|-----------|----------|--|------|
| | 127 | 5 | MOSS, CHRIS (Llanera Menorca) | 8 |
| LLANERA MENORCA | 16 | 1 | GARCES, RUBEN (Pamesa Valencia) | 6 |
| PAMESA VALENCIA | 13 | 1 | JIMENEZ, CARLOS (Adecco Estudiantes) | 6 |
| ADECCO ESTUDIANTES | 12 | | WEIS, FREDERIC (Lagun Aro Bilbao Basket) | 5 |
| CAJA SAN FERNANDO | 10 | | ROE, LOU (Caja San Fernando) | 5 |
| C.B. GRANADA | 9 | | WIDEMAN, TOM (Alta Gestión Fuenlabrada) | 5 |
| LECHE RIO | 9 | 1 | BORCHARDT, CURTIS (C.B. Granada) | 5 |
| FORUM VALLADOLID | 8 | | MICKEAL, PETE (Leche Río) | 5 |
| ALTA GESTION FUENLABRADA | 7 | | SCOLA, LUIS (TAU Cerámica) | 5 |
| GRAN CANARIA GRUPO DUNAS | 7 | | HOPKINS, BERNARD (Fórum Valladolid) | 4 |
| LAGUN ARO BILBAO BASKET | 6 | | ELEY, BUD (Llanera Menorca) | 4 |
| AKASVAYU GIRONA | 6 | | SAVANE, SITAPHA (Gran Canaria Dunas) | 4 |
| TAU CERAMICA | 6 | 1 | DIKOUDIS, DIMOS (Pamesa Valencia) | 4 |
| DKV JOVENTUT | 5 | | MARCONATO, D. (Winterthur FC Barcelona) | 4 |
| WINTERTHUR F.C. BARCELONA | 5 | 1 | FERNANDEZ, JESUS (C.B. Granada) | 3 |
| RICOH MANRESA | 4 | | MIRALLES, ALBERT (Pamesa Valencia) | 3 |
| ETOSA ALICANTE | 4 | | McDONALD, WILL (Adecco Estudiantes) | 3 |
| REAL MADRID | 4 | | WILLIAMS, HARPER (Gran Canaria Dunas) | 3 |
| UNICAJA | 1 | | THOMPSON, KEVIN (Akasvayu Girona) | 3 |

| DOBLES FIGURAS JORNADA 30ª | PUNTOS | REBOTES | ASIST. | REC. |
|---|--------|---------|--------|------|
| MARCONATO, D. (Winterthur FC Barcelona) | 14 | 13 | | |
| SCOLA, LUIS (TAU Cerámica) | 13 | 10 | | |
| MOSS, CHRIS (Llanera Menorca) | 14 | 11 | | |
| DIKOUDIS, DIMOS (Pamesa Valencia) | 27 | 10 | | |
| MICKEAL, PETE (Leche Río) | 23 | 13 | | |

SERVICIO DE ESTADISTICAS ACB

MAXIMO ANOTADOR



| | PTS | Par | Media | | | | | | |
|----|-----------------|-----|-------|------|----|-----------------|-----|----|------|
| 1 | MICKEAL, PETE | 588 | 30 | 19,6 | 26 | GABINI, ROBERTO | 347 | 30 | 11,6 |
| 2 | ROE, LOU | 563 | 29 | 19,4 | 27 | NORRIS, MARCUS | 347 | 30 | 11,6 |
| 3 | NAVARRO, J.C. | 454 | 26 | 17,5 | 28 | BOGAVAC, N. | 300 | 26 | 11,5 |
| 4 | BULLOCK, LOUIS | 472 | 28 | 16,9 | 29 | LAVIÑA, FERRAN | 329 | 29 | 11,3 |
| 5 | SCOLA, LUIS | 481 | 29 | 16,6 | 30 | MYERS, TERRELL | 340 | 30 | 11,3 |
| 6 | MCDONALD, W. | 490 | 30 | 16,3 | 31 | ELEY, BUD | 315 | 28 | 11,3 |
| 7 | RAKOCEVIC, IGOR | 367 | 24 | 15,3 | 32 | BENNETT, ELMER | 303 | 27 | 11,2 |
| 8 | BROWN, MARCUS | 454 | 30 | 15,1 | 33 | ERDOGAN, SERKAN | 313 | 28 | 11,2 |
| 9 | HOPKINS, B. | 451 | 30 | 15,0 | 34 | JIMÉNEZ, CARLOS | 295 | 27 | 10,9 |
| 10 | SLANINA, D. | 443 | 30 | 14,8 | 35 | HANSEN, TRAVIS | 305 | 28 | 10,9 |
| 11 | FERNÁNDEZ, RUDY | 438 | 30 | 14,6 | 36 | FERNÁNDEZ, J. | 326 | 30 | 10,9 |
| 12 | PANKO, ANDY | 429 | 30 | 14,3 | 37 | ITURBE, IKER | 303 | 28 | 10,8 |
| 13 | DIKODIS, DIMOS | 421 | 30 | 14,0 | 38 | OLIVER, ALBERT | 324 | 30 | 10,8 |
| 14 | SAVANE, SITAPHA | 419 | 30 | 14,0 | 39 | MUMBRÚ, ALEX | 324 | 30 | 10,8 |
| 15 | MOSS, CHRIS | 295 | 22 | 13,4 | 40 | SÁNCHEZ, SERGIO | 318 | 30 | 10,6 |
| 16 | AVDALOVIC, VULE | 385 | 29 | 13,3 | 41 | REYES, FELIPE | 316 | 30 | 10,5 |
| 17 | LEWIS, LARRY | 376 | 29 | 13,0 | 42 | KAKIOUZIS, M. | 316 | 30 | 10,5 |
| 18 | DAVIS, DEVIN | 311 | 24 | 13,0 | 43 | TIMINSKAS, M. | 314 | 30 | 10,5 |
| 19 | SCOTT, RICHARD | 388 | 30 | 12,9 | 44 | STOJIC, MARIO | 313 | 30 | 10,4 |
| 20 | WILLIAMS, S. | 345 | 27 | 12,8 | 45 | SPLITTER, TIAGO | 280 | 27 | 10,4 |
| 21 | HERRMANN, W. | 306 | 24 | 12,8 | 46 | GOMIS, JOSEPH | 267 | 26 | 10,3 |
| 22 | GARBAJOSA, J. | 343 | 27 | 12,7 | 47 | SANTIAGO, D. | 287 | 28 | 10,3 |
| 23 | RADULOVIC, N. | 375 | 30 | 12,5 | 48 | GUARDIA, SALVA | 306 | 30 | 10,2 |
| 24 | JASEN, HERNÁN | 371 | 30 | 12,4 | 49 | WILLIAMS, H. | 303 | 30 | 10,1 |
| 25 | RICCI, PHIL | 352 | 29 | 12,1 | 50 | LÓPEZ, RAÚL | 291 | 29 | 10,0 |



| | Adecco Estudiantes | Akasvayu Girona | Alta Gestión Fuenlabrada | Caja San Fernando | C.B. Granada | DKV Joventut | Etosa Alicante | Fórum Valladolid | Gran Canaria Grupo Dunas | Lagun Aro Bilbao Basket | Leche Río | Llanera Menorca | Pamesa Valencia | Real Madrid | Ricoh Manresa | TAU Cerámica | Unicaja | Winterthur F.C. Barcelona |
|---------------------------|--------------------|-----------------|--------------------------|-------------------|--------------|--------------|----------------|------------------|--------------------------|-------------------------|-----------|-----------------|-----------------|-------------|---------------|--------------|---------|---------------------------|
| Adecco Estudiantes | | 88-96 | 89-75 | | 88-66 | 93-82 | 81-74 | | 70-74 | 92-81 | 87-81 | 90-86 | 76-65 | 73-76 | 83-75 | 75-81 | 100-98 | 82-91 |
| Akasvayu Girona | 97-78 | | 76-75 | 74-85 | 96-71 | 71-89 | 66-82 | 81-83 | 91-80 | 85-74 | 84-77 | 67-85 | 73-82 | 78-74 | 81-77 | 87-83 | | |
| Alta Gestión Fuenlabrada | 104-97 | | | 81-97 | 80-77 | 78-91 | 71-82 | 82-72 | 73-76 | 81-66 | 85-60 | 71-67 | | 78-63 | 82-66 | 81-73 | 68-77 | 82-87 |
| Caja San Fernando | 86-80 | | 77-80 | | 80-72 | 80-65 | 93-62 | 82-91 | | 74-81 | 71-58 | 106-102 | 85-91 | 63-81 | 84-86 | 67-100 | 61-76 | 73-77 |
| C.B. Granada | 82-80 | 63-97 | | 72-76 | | 72-82 | | 88-93 | 76-63 | 73-66 | 79-81 | 109-71 | 88-70 | 83-71 | 69-61 | 76-93 | 63-84 | 87-85 |
| DKV Joventut | 80-63 | 82-90 | 84-86 | 87-64 | 88-74 | | 95-76 | 90-76 | 91-77 | | 86-72 | 86-64 | 92-85 | 68-73 | 89-68 | 78-83 | 97-87 | |
| Etosa Alicante | | 78-72 | 88-87 | 91-80 | 70-78 | 69-80 | | 93-75 | 65-70 | 72-77 | 69-53 | 82-66 | 81-88 | 77-73 | 77-55 | | 70-83 | 61-85 |
| Fórum Valladolid | 97-84 | 91-75 | 79-89 | 88-80 | 73-74 | 79-89 | 83-73 | | | 73-66 | | 75-79 | 71-75 | 72-90 | 85-89 | 90-100 | 73-81 | 66-73 |
| Gran Canaria Grupo Dunas | 60-68 | 71-90 | 56-60 | 83-63 | 85-64 | 66-77 | | 69-64 | | 85-64 | 73-69 | 97-77 | 88-81 | 83-68 | 91-73 | 76-78 | | 67-64 |
| Lagun Aro Bilbao Basket | 70-77 | 89-82 | 61-76 | 84-72 | 89-98 | 70-75 | 70-85 | 84-89 | 63-81 | | | 86-61 | | 77-90 | 93-76 | 92-78 | 73-61 | 94-85 |
| Leche Río | 81-73 | 84-92 | 80-66 | 77-70 | 84-78 | 74-76 | 88-80 | 88-89 | 71-67 | 70-74 | | | 86-69 | | 93-98 | 76-79 | 99-104 | 95-96 |
| Llanera Menorca | 76-88 | 69-89 | 82-75 | 91-99 | 62-58 | | 69-63 | 70-74 | 68-75 | 85-79 | 77-64 | | 73-94 | 71-84 | | 82-75 | 70-74 | 82-70 |
| Pamesa Valencia | 81-88 | 49-79 | 78-59 | 87-70 | 80-81 | 100-93 | 71-70 | | 73-86 | 70-65 | 74-62 | 80-87 | | 81-87 | 79-87 | 67-82 | 72-75 | |
| Real Madrid | 79-61 | 72-75 | 84-66 | 86-90 | | 86-75 | 85-73 | 70-67 | 74-78 | 89-48 | 98-54 | 76-64 | 80-81 | | 62-73 | 77-86 | 72-73 | |
| Ricoh Manresa | 106-82 | 80-70 | | 71-77 | 95-72 | 79-75 | 78-89 | 79-76 | 64-67 | | 63-70 | 70-76 | 77-78 | 65-71 | | 104-92 | 85-76 | 77-90 |
| TAU Cerámica | 108-76 | 90-68 | 102-75 | | 78-66 | 88-76 | 92-84 | 78-73 | 71-78 | 88-75 | 92-79 | | 81-91 | 80-57 | 78-53 | | 70-77 | 74-66 |
| Unicaja | | 81-71 | 91-66 | 71-59 | 85-75 | | 92-60 | 77-76 | 78-72 | 71-76 | | 83-74 | 65-67 | 84-77 | 84-66 | 87-76 | | 54-57 |
| Winterthur F.C. Barcelona | 100-66 | 90-67 | 77-54 | 83-62 | | 71-76 | 82-76 | 80-72 | 87-80 | 81-57 | 80-79 | 87-81 | 86-76 | 66-69 | 83-78 | | 104-115 | |

SERVICIO DE ESTADISTICAS ACB

ESTADISTICAS INDIVIDUALES

<< MINUTOS JUGADOS >>

| | TOT | Par | Media |
|-----------------|---------|-----|-------|
| ROE, LOU | 1008:41 | 29 | 34:47 |
| MICKEAL, PETE | 1012:26 | 30 | 33:45 |
| GARBAJOSA, J. | 893:56 | 27 | 33:07 |
| JIMÉNEZ, CARLOS | 858:58 | 27 | 31:49 |
| MOSS, CHRIS | 697:32 | 22 | 31:42 |
| WILLIAMS, S. | 822:47 | 27 | 30:28 |
| AVDALOVIC, VULE | 881:32 | 29 | 30:24 |
| LEWIS, LARRY | 874:22 | 29 | 30:09 |
| SAVANE, SITAPHA | 900:25 | 30 | 30:01 |
| HOPKINS, B. | 899:41 | 30 | 29:59 |
| OLIVER, ALBERT | 893:24 | 30 | 29:47 |
| NAVARRO, J.C. | 773:23 | 26 | 29:45 |
| BULLOCK, LOUIS | 825:35 | 28 | 29:29 |
| SLANINA, D. | 881:26 | 30 | 29:23 |
| SCOTT, RICHARD | 880:46 | 30 | 29:22 |

<< MATES >>

| | TOT | Par | Media |
|-----------------|-----|-----|-------|
| MCDONALD, W. | 34 | 30 | 1,13 |
| ROE, LOU | 30 | 29 | 1,03 |
| RICCI, PHIL | 30 | 29 | 1,03 |
| VÁZQUEZ, FRAN | 31 | 30 | 1,03 |
| FERNÁNDEZ, RUDY | 30 | 30 | 1,00 |
| SANTIAGO, D. | 28 | 28 | 1,00 |
| SPLITTER, TIAGO | 20 | 27 | 0,74 |
| ANAGONYE, AL | 14 | 20 | 0,70 |
| HANSEN, TRAVIS | 18 | 28 | 0,64 |
| MOSS, CHRIS | 14 | 22 | 0,64 |
| WEIS, FREDERIC | 19 | 30 | 0,63 |
| TRIAS, JORDI | 16 | 26 | 0,62 |
| MICKEAL, PETE | 16 | 30 | 0,53 |
| MARCONATO, D. | 15 | 30 | 0,50 |
| MIRALLES, A. | 14 | 28 | 0,50 |

<< REBOTES DEFENSIVOS >>

| | TOT | Par | Media |
|-----------------|-----|-----|-------|
| JIMÉNEZ, CARLOS | 157 | 27 | 5,81 |
| ROE, LOU | 167 | 29 | 5,76 |
| GARBAJOSA, J. | 153 | 27 | 5,67 |
| REYES, FELIPE | 151 | 30 | 5,03 |
| MARCONATO, D. | 147 | 30 | 4,90 |
| MICKEAL, PETE | 146 | 30 | 4,87 |
| DAVIS, DEVIN | 112 | 24 | 4,67 |
| WILLIAMS, H. | 135 | 30 | 4,50 |
| MOSS, CHRIS | 99 | 22 | 4,50 |
| GARCÉS, RUBÉN | 120 | 28 | 4,29 |
| HOPKINS, B. | 126 | 30 | 4,20 |
| ELEY, BUD | 115 | 28 | 4,11 |
| SCOLA, LUIS | 116 | 29 | 4,00 |
| LEWIS, LARRY | 116 | 29 | 4,00 |
| JASEN, HERNÁN | 119 | 30 | 3,97 |

<< REBOTES OFENSIVOS >>

| | TOT | Par | Media |
|-----------------|-----|-----|-------|
| WEIS, FREDERIC | 94 | 30 | 3,13 |
| THOMPSON, KEVIN | 83 | 29 | 2,86 |
| GARCÉS, RUBÉN | 73 | 28 | 2,61 |
| WIDEMAN, TOM | 76 | 30 | 2,53 |
| MOSS, CHRIS | 55 | 22 | 2,50 |
| MICKEAL, PETE | 74 | 30 | 2,47 |
| MCDONALD, W. | 73 | 30 | 2,43 |
| REYES, FELIPE | 73 | 30 | 2,43 |
| HAMILTON, V. | 73 | 30 | 2,43 |
| SCOLA, LUIS | 70 | 29 | 2,41 |
| GUARDIA, SALVA | 72 | 30 | 2,40 |
| BETTS, ANDREW | 70 | 30 | 2,33 |
| ELEY, BUD | 65 | 28 | 2,32 |
| FERNÁNDEZ, J. | 67 | 30 | 2,23 |
| MCDONALD, W. | 62 | 29 | 2,14 |

<< TOTAL REBOTES >>

| | Def | Ofe | TOT | Par | Media |
|-----------------|-----|-----|-----|-----|-------|
| JIMÉNEZ, CARLOS | 157 | 50 | 207 | 27 | 7,67 |
| REYES, FELIPE | 151 | 73 | 224 | 30 | 7,47 |
| ROE, LOU | 167 | 49 | 216 | 29 | 7,45 |
| MICKEAL, PETE | 146 | 74 | 220 | 30 | 7,33 |
| WEIS, FREDERIC | 118 | 94 | 212 | 30 | 7,07 |
| MOSS, CHRIS | 99 | 55 | 154 | 22 | 7,00 |
| GARCÉS, RUBÉN | 120 | 73 | 193 | 28 | 6,89 |
| MARCONATO, D. | 147 | 52 | 199 | 30 | 6,63 |
| GARBAJOSA, J. | 153 | 21 | 174 | 27 | 6,44 |
| ELEY, BUD | 115 | 65 | 180 | 28 | 6,43 |
| SCOLA, LUIS | 116 | 70 | 186 | 29 | 6,41 |
| DAVIS, DEVIN | 112 | 40 | 152 | 24 | 6,33 |
| HOPKINS, B. | 126 | 62 | 188 | 30 | 6,27 |
| WIDEMAN, TOM | 110 | 76 | 186 | 30 | 6,20 |
| WILLIAMS, H. | 135 | 48 | 183 | 30 | 6,10 |

<< REBOTEADORES ESPAÑOLES >>

| | Def | Ofe | TOT | Par | Media |
|-----------------|-----|-----|-----|-----|-------|
| JIMÉNEZ, CARLOS | 157 | 50 | 207 | 27 | 7,67 |
| REYES, FELIPE | 151 | 73 | 224 | 30 | 7,47 |
| GARBAJOSA, J. | 153 | 21 | 174 | 27 | 6,44 |
| FERNÁNDEZ, J. | 113 | 67 | 180 | 30 | 6,00 |
| GUARDIA, SALVA | 93 | 72 | 165 | 30 | 5,50 |
| DE MIGUEL, I. | 88 | 45 | 133 | 28 | 4,75 |
| VÁZQUEZ, FRAN | 102 | 34 | 136 | 30 | 4,53 |
| MIRALLES, A. | 71 | 50 | 121 | 28 | 4,32 |
| DUEÑAS, ROBERTO | 64 | 38 | 102 | 24 | 4,25 |
| FERNÁNDEZ, RUDY | 93 | 33 | 126 | 30 | 4,20 |
| MUMBRÚ, ALEX | 91 | 34 | 125 | 30 | 4,17 |
| OLIVER, ALBERT | 74 | 45 | 119 | 30 | 3,97 |
| YÁÑEZ, NACHO | 86 | 30 | 116 | 30 | 3,87 |
| ALZAMORA, ALF. | 79 | 37 | 116 | 30 | 3,87 |
| GABRIEL, GERMÁN | 94 | 18 | 112 | 30 | 3,73 |

<< ANOTADORES ESPAÑOLES >>

| | PTS | Par | Media |
|-----------------|-----|-----|-------|
| NAVARRO, J.C. | 454 | 26 | 17,5 |
| FERNÁNDEZ, RUDY | 438 | 30 | 14,6 |
| GARBAJOSA, J. | 343 | 27 | 12,7 |
| LAVIÑA, FERRAN | 329 | 29 | 11,3 |
| JIMÉNEZ, CARLOS | 295 | 27 | 10,9 |
| FERNÁNDEZ, J. | 326 | 30 | 10,9 |
| ITURBE, IKER | 303 | 28 | 10,8 |
| MUMBRÚ, ALEX | 324 | 30 | 10,8 |
| OLIVER, ALBERT | 324 | 30 | 10,8 |
| SÁNCHEZ, SERGIO | 318 | 30 | 10,6 |
| REYES, FELIPE | 316 | 30 | 10,5 |
| GUARDIA, SALVA | 306 | 30 | 10,2 |
| LÓPEZ, RAÚL | 291 | 29 | 10,0 |
| SALGADO, JAVIER | 297 | 30 | 9,9 |
| YÁÑEZ, NACHO | 294 | 30 | 9,8 |

<< ASISTENCIAS >>

| | TOT | Par | Media |
|-----------------|-----|-----|-------|
| PRIGIONI, PABLO | 200 | 29 | 6,90 |
| WILLIAMS, S. | 146 | 27 | 5,41 |
| BENNETT, ELMER | 136 | 27 | 5,04 |
| RODRÍGUEZ, S. | 135 | 30 | 4,50 |
| MARCO, CARLES | 127 | 30 | 4,23 |
| SÁNCHEZ, PEPE | 120 | 29 | 4,14 |
| OLIVER, ALBERT | 122 | 30 | 4,07 |
| AVDALOVIC, VULE | 114 | 29 | 3,93 |
| SALGADO, JAVIER | 109 | 30 | 3,63 |
| GIANELLA, N. | 94 | 28 | 3,36 |
| CORRALES, IVÁN | 100 | 30 | 3,33 |
| SOLANA, F. | 96 | 30 | 3,20 |
| RAKOCEVIC, IGOR | 76 | 24 | 3,17 |
| AZOFRA, NACHO | 90 | 29 | 3,10 |
| MCDONALD, A. | 85 | 29 | 2,93 |



galp energia

SERVICIO DE ESTADISTICAS ACB

<< TIROS LIBRES >>

| | D1/I1 | Par | Media | % |
|-----------------|---------|-----|-------|---------|
| MICKEAL, PETE | 193/237 | 30 | 6,43 | 81,43 % |
| BULLOCK, LOUIS | 132/149 | 28 | 4,71 | 88,59 % |
| BROWN, MARCUS | 133/152 | 30 | 4,43 | 87,50 % |
| ROE, LOU | 123/168 | 29 | 4,24 | 73,21 % |
| JIMÉNEZ, CARLOS | 114/148 | 27 | 4,22 | 77,03 % |
| FERNÁNDEZ, R. | 119/137 | 30 | 3,97 | 86,86 % |
| SÁNCHEZ, SERGIO | 115/134 | 30 | 3,83 | 85,82 % |
| RAKOCEVIC, IGOR | 92/121 | 24 | 3,83 | 76,03 % |
| SAVANE, SITAPHA | 113/155 | 30 | 3,77 | 72,90 % |
| HOPKINS, B. | 113/162 | 30 | 3,77 | 69,75 % |
| AVDALOVIC, VULE | 105/127 | 29 | 3,62 | 82,68 % |
| BOGAVAC, N. | 92/102 | 26 | 3,54 | 90,20 % |
| MOSS, CHRIS | 77/111 | 22 | 3,50 | 69,37 % |
| GARBAJOSA, J. | 90/107 | 27 | 3,33 | 84,11 % |
| NAVARRO, J.C. | 85/95 | 26 | 3,27 | 89,47 % |

<< % TIROS LIBRES >>

| | CON | INT | % |
|-----------------|-----|-----|---------|
| ITURBE, IKER | 45 | 47 | 95,74 % |
| BOGAVAC, N. | 92 | 102 | 90,20 % |
| ORDÍN, NACHO | 54 | 60 | 90,00 % |
| NAVARRO, J.C. | 85 | 95 | 89,47 % |
| RADULOVIC, N. | 98 | 110 | 89,09 % |
| MCDONALD, A. | 48 | 54 | 88,89 % |
| BULLOCK, LOUIS | 132 | 149 | 88,59 % |
| ANGULO, LUCIO | 77 | 87 | 88,51 % |
| SOLANA, F. | 95 | 108 | 87,96 % |
| BROWN, MARCUS | 133 | 152 | 87,50 % |
| GOMIS, JOSEPH | 54 | 62 | 87,10 % |
| WILLIAMS, S. | 53 | 61 | 86,89 % |
| FERNÁNDEZ, RUDY | 119 | 137 | 86,86 % |
| CORRALES, IVÁN | 46 | 53 | 86,79 % |
| SALGADO, JAVIER | 90 | 104 | 86,54 % |

<< RECUPERACIONES >>

| | TOT | Par | Media |
|-----------------|-----|-----|-------|
| PRIGIONI, PABLO | 75 | 29 | 2,59 |
| LEWIS, LARRY | 59 | 29 | 2,03 |
| FERNÁNDEZ, RUDY | 60 | 30 | 2,00 |
| GARBAJOSA, J. | 48 | 27 | 1,78 |
| GABINI, ROBERTO | 49 | 30 | 1,63 |
| JASEN, HERNÁN | 47 | 30 | 1,57 |
| KRSTIC, V. | 42 | 27 | 1,56 |
| ELEY, BUD | 43 | 28 | 1,54 |
| REYES, FELIPE | 45 | 30 | 1,50 |
| JIMÉNEZ, CARLOS | 40 | 27 | 1,48 |
| AVDALOVIC, VULE | 42 | 29 | 1,45 |
| SÁNCHEZ, PEPE | 40 | 29 | 1,38 |
| SOLANA, F. | 41 | 30 | 1,37 |
| BULLOCK, LOUIS | 38 | 28 | 1,36 |
| MICKEAL, PETE | 40 | 30 | 1,33 |

<< PERDIDAS >>

| | TOT | Par | Media |
|-----------------|-----|-----|-------|
| RODRÍGUEZ, S. | 94 | 30 | 3,13 |
| MICKEAL, PETE | 91 | 30 | 3,03 |
| RAKOCEVIC, IGOR | 72 | 24 | 3,00 |
| SCOTT, RICHARD | 89 | 30 | 2,97 |
| ROE, LOU | 86 | 29 | 2,97 |
| PRIGIONI, PABLO | 79 | 29 | 2,72 |
| BENNETT, ELMER | 73 | 27 | 2,70 |
| NORRIS, MARCUS | 80 | 30 | 2,67 |
| MCDONALD, W. | 77 | 30 | 2,57 |
| SOLANA, F. | 75 | 30 | 2,50 |
| DAVIS, DEVIN | 57 | 24 | 2,38 |
| SANTIAGO, D. | 63 | 28 | 2,25 |
| SCOLA, LUIS | 63 | 29 | 2,17 |
| SÁNCHEZ, PEPE | 61 | 29 | 2,10 |
| STOJIC, MARIO | 63 | 30 | 2,10 |

<< TIROS DE 2 PUNTOS >>

| | D2/I2 | Par | Media | % |
|-----------------|---------|-----|-------|---------|
| SCOLA, LUIS | 197/314 | 29 | 6,79 | 62,74 % |
| MCDONALD, W. | 193/342 | 30 | 6,43 | 56,43 % |
| MICKEAL, PETE | 181/360 | 30 | 6,03 | 50,28 % |
| ROE, LOU | 169/326 | 29 | 5,83 | 51,84 % |
| HOPKINS, B. | 169/276 | 30 | 5,63 | 61,23 % |
| DIKOUDIS, DIMOS | 158/280 | 30 | 5,27 | 56,43 % |
| DAVIS, DEVIN | 124/223 | 24 | 5,17 | 55,61 % |
| SAVANE, SITAPHA | 153/260 | 30 | 5,10 | 58,85 % |
| ELEY, BUD | 135/239 | 28 | 4,82 | 56,49 % |
| MOSS, CHRIS | 106/214 | 22 | 4,82 | 49,53 % |
| RICCI, PHIL | 128/217 | 29 | 4,41 | 58,99 % |
| SCOTT, RICHARD | 129/250 | 30 | 4,30 | 51,60 % |
| LEWIS, LARRY | 117/238 | 29 | 4,03 | 49,16 % |
| SPLITTER, TIAGO | 108/168 | 27 | 4,00 | 64,29 % |
| PANKO, ANDY | 119/214 | 30 | 3,97 | 55,61 % |

<< % TIROS DE 2 PUNTOS >>

| | CON | INT | % |
|-----------------|-----|-----|---------|
| KAKIOUZIS, M. | 103 | 143 | 72,03 % |
| SLANINA, D. | 92 | 137 | 67,15 % |
| RODRÍGUEZ, B. | 73 | 110 | 66,36 % |
| SPLITTER, TIAGO | 108 | 168 | 64,29 % |
| SCOLA, LUIS | 197 | 314 | 62,74 % |
| WEIS, FREDERIC | 89 | 142 | 62,68 % |
| JUNYENT, ORIOL | 71 | 115 | 61,74 % |
| BORCHARDT, C. | 81 | 132 | 61,36 % |
| HOPKINS, B. | 169 | 276 | 61,23 % |
| MARCONATO, D. | 104 | 170 | 61,18 % |
| RICCI, PHIL | 128 | 217 | 58,99 % |
| SAVANE, SITAPHA | 153 | 260 | 58,85 % |
| GUARDIA, SALVA | 90 | 154 | 58,44 % |
| BROWN, MARCUS | 99 | 173 | 57,23 % |
| MCDONALD, A. | 61 | 107 | 57,01 % |

<< TAPONES EFECTUADOS >>

| | TOT | Par | Media |
|-----------------|-----|-----|-------|
| WEIS, FREDERIC | 48 | 30 | 1,60 |
| SAVANE, SITAPHA | 47 | 30 | 1,57 |
| VÁZQUEZ, FRAN | 43 | 30 | 1,43 |
| ROE, LOU | 41 | 29 | 1,41 |
| HAMILTON, V. | 41 | 30 | 1,37 |
| SANTIAGO, D. | 31 | 28 | 1,11 |
| RICCI, PHIL | 31 | 29 | 1,07 |
| MARCONATO, D. | 32 | 30 | 1,07 |
| KAMMERICHS, F. | 28 | 28 | 1,00 |
| ELEY, BUD | 28 | 28 | 1,00 |
| MOSS, CHRIS | 21 | 22 | 0,95 |
| RADULOVIC, N. | 28 | 30 | 0,93 |
| FUCKA, GREGOR | 26 | 28 | 0,93 |
| GARBAJOSA, J. | 25 | 27 | 0,93 |
| SPLITTER, TIAGO | 24 | 27 | 0,89 |

<< TAPONES RECIBIDOS >>

| | TOT | Par | Media |
|-----------------|-----|-----|-------|
| MICKEAL, PETE | 44 | 30 | 1,47 |
| MOSS, CHRIS | 19 | 22 | 0,86 |
| ELEY, BUD | 24 | 28 | 0,86 |
| GARCÉS, RUBÉN | 24 | 28 | 0,86 |
| DIKOUDIS, DIMOS | 23 | 30 | 0,77 |
| ROE, LOU | 21 | 29 | 0,72 |
| FERNÁNDEZ, J. | 19 | 30 | 0,63 |
| LEWIS, LARRY | 18 | 29 | 0,62 |
| JASEN, HERNÁN | 17 | 30 | 0,57 |
| SCOLA, LUIS | 16 | 29 | 0,55 |
| DAVIS, DEVIN | 13 | 24 | 0,54 |
| SAVANE, SITAPHA | 16 | 30 | 0,53 |
| MCDONALD, W. | 16 | 30 | 0,53 |
| HOPKINS, B. | 16 | 30 | 0,53 |
| SÁNCHEZ, SERGIO | 16 | 30 | 0,53 |

<< TRIPLES CONVERTIDOS >>

| | D3/I3 | Par | Media | % |
|-----------------|--------|-----|-------|---------|
| NAVARRO, J.C. | 65/151 | 26 | 2,50 | 43,05 % |
| ITURBE, IKER | 66/157 | 28 | 2,36 | 42,04 % |
| HERRMANN, W. | 55/122 | 24 | 2,29 | 45,08 % |
| BULLOCK, LOUIS | 58/156 | 28 | 2,07 | 37,18 % |
| RAKOCEVIC, IGOR | 47/127 | 24 | 1,96 | 37,01 % |
| SLANINA, D. | 58/136 | 30 | 1,93 | 42,65 % |
| HANSEN, TRAVIS | 54/134 | 28 | 1,93 | 40,30 % |
| WILLIAMS, S. | 52/124 | 27 | 1,93 | 41,94 % |
| MYERS, TERRELL | 57/132 | 30 | 1,90 | 43,18 % |
| BASILE, G. | 53/151 | 30 | 1,77 | 35,10 % |
| FERNÁNDEZ, RUDY | 51/132 | 30 | 1,70 | 38,64 % |
| CORRALES, IVÁN | 51/138 | 30 | 1,70 | 36,96 % |
| RADULOVIC, N. | 51/144 | 30 | 1,70 | 35,42 % |
| BOGAVAC, N. | 44/115 | 26 | 1,69 | 38,26 % |
| ERDOGAN, SERKAN | 47/110 | 28 | 1,68 | 42,73 % |

<< % TIROS DE 3 PUNTOS >>

| | CON | INT | % |
|------------------|-----|-----|---------|
| AVDALOVIC, VULE | 48 | 99 | 48,48 % |
| MORAN, JIM | 32 | 67 | 47,76 % |
| LÓPEZ, RAÚL | 34 | 74 | 45,95 % |
| HERRMANN, W. | 55 | 122 | 45,08 % |
| TIMINSKAS, M. | 44 | 100 | 44,00 % |
| VÁZQUEZ, PACO | 40 | 91 | 43,96 % |
| LONGIN, BRANIMIR | 37 | 85 | 43,53 % |
| MYERS, TERRELL | 57 | 132 | 43,18 % |
| NAVARRO, J.C. | 65 | 151 | 43,05 % |
| GABRIEL, GERMÁN | 39 | 91 | 42,86 % |
| ERDOGAN, SERKAN | 47 | 110 | 42,73 % |
| SLANINA, D. | 58 | 136 | 42,65 % |
| GARCÍA, JORGE | 37 | 87 | 42,53 % |
| ITURBE, IKER | 66 | 157 | 42,04 % |
| WILLIAMS, S. | 52 | 124 | 41,94 % |

<< FALTAS PERSONALES Y TECNICAS >>

| | TOT | Par | Media |
|----------------|-----|-----|-------|
| DE MIGUEL, I. | 110 | 28 | 3,93 |
| DAVIS, DEVIN | 94 | 24 | 3,92 |
| SCOLA, LUIS | 111 | 29 | 3,83 |
| ELEY, BUD | 103 | 28 | 3,68 |
| ALZAMORA, ALF. | 109 | 30 | 3,63 |
| REYES, FELIPE | 108 | 30 | 3,60 |
| JASEN, HERNÁN | 102 | 30 | 3,40 |
| PIETRUS, F. | 100 | 30 | 3,33 |
| MCDONALD, W. | 100 | 30 | 3,33 |
| SANTIAGO, D. | 93 | 28 | 3,32 |
| HERVELLE, AXEL | 86 | 26 | 3,31 |
| SOLANA, F. | 99 | 30 | 3,30 |
| ANGULO, LUCIO | 99 | 30 | 3,30 |
| HARRINGTON, J. | 97 | 30 | 3,23 |
| SCOTT, RICHARD | 96 | 30 | 3,20 |

<< FALTAS RECIBIDAS >>

| | TOT | Par | Media |
|-----------------|-----|-----|-------|
| MICKEAL, PETE | 201 | 30 | 6,70 |
| ROE, LOU | 165 | 29 | 5,69 |
| SCOLA, LUIS | 164 | 29 | 5,66 |
| BROWN, MARCUS | 161 | 30 | 5,37 |
| JIMÉNEZ, CARLOS | 137 | 27 | 5,07 |
| HOPKINS, B. | 151 | 30 | 5,03 |
| AVDALOVIC, VULE | 143 | 29 | 4,93 |
| BULLOCK, LOUIS | 133 | 28 | 4,75 |
| REYES, FELIPE | 138 | 30 | 4,60 |
| FERNÁNDEZ, RUDY | 138 | 30 | 4,60 |
| DE MIGUEL, I. | 128 | 28 | 4,57 |
| NAVARRO, J.C. | 117 | 26 | 4,50 |
| SÁNCHEZ, SERGIO | 132 | 30 | 4,40 |
| SANTIAGO, D. | 123 | 28 | 4,39 |
| OLIVER, ALBERT | 131 | 30 | 4,37 |

SERVICIO DE ESTADISTICAS ACB

ESTADISTICAS DE EQUIPO

<< MEJOR ATAQUE >>

| | PTS | Par | Media |
|---------------------------|------|-----|-------|
| TAU CERÁMICA | 2521 | 30 | 84,0 |
| DKV JOVENTUT | 2494 | 30 | 83,1 |
| UNICAJA | 2438 | 30 | 81,3 |
| WINTERTHUR F.C. BARCELONA | 2431 | 30 | 81,0 |
| ADECCO ESTUDIANTES | 2428 | 30 | 80,9 |
| AKASVAYU GIRONA | 2420 | 30 | 80,7 |
| FÓRUM VALLADOLID | 2365 | 30 | 78,8 |
| PAMESA VALENCIA | 2335 | 30 | 77,8 |
| CAJA SAN FERNANDO | 2326 | 30 | 77,5 |
| REAL MADRID | 2307 | 30 | 76,9 |
| RICOH MANRESA | 2301 | 30 | 76,7 |
| ALTA GESTIÓN FUENLABRADA | 2286 | 30 | 76,2 |
| C.B. GRANADA | 2284 | 30 | 76,1 |
| LECHE RÍO | 2282 | 30 | 76,1 |
| GRAN CANARIA GRUPO DUNAS | 2274 | 30 | 75,8 |
| ETOSA ALICANTE | 2272 | 30 | 75,7 |
| LLANERA MENORCA | 2267 | 30 | 75,6 |
| LAGUN ARO BILBAO BASKET | 2244 | 30 | 74,8 |

<< MEJOR DEFENSA >>

| | PTS | Par | Media |
|---------------------------|------|-----|-------|
| GRAN CANARIA GRUPO DUNAS | 2175 | 30 | 72,50 |
| REAL MADRID | 2182 | 30 | 72,73 |
| UNICAJA | 2226 | 30 | 74,20 |
| WINTERTHUR F.C. BARCELONA | 2246 | 30 | 74,87 |
| TAU CERÁMICA | 2306 | 30 | 76,87 |
| DKV JOVENTUT | 2314 | 30 | 77,13 |
| ETOSA ALICANTE | 2338 | 30 | 77,93 |
| ALTA GESTIÓN FUENLABRADA | 2355 | 30 | 78,50 |
| AKASVAYU GIRONA | 2372 | 30 | 79,07 |
| PAMESA VALENCIA | 2373 | 30 | 79,10 |
| LAGUN ARO BILBAO BASKET | 2375 | 30 | 79,17 |
| LECHE RÍO | 2403 | 30 | 80,10 |
| C.B. GRANADA | 2406 | 30 | 80,20 |
| RICOH MANRESA | 2414 | 30 | 80,47 |
| LLANERA MENORCA | 2426 | 30 | 80,87 |
| CAJA SAN FERNANDO | 2428 | 30 | 80,93 |
| FÓRUM VALLADOLID | 2428 | 30 | 80,93 |
| ADECCO ESTUDIANTES | 2508 | 30 | 83,60 |

<< MATES >>

| | TOT | Par | Media |
|---------------------------|-----|-----|-------|
| DKV JOVENTUT | 93 | 30 | 3,10 |
| TAU CERÁMICA | 70 | 30 | 2,33 |
| ADECCO ESTUDIANTES | 68 | 30 | 2,27 |
| RICOH MANRESA | 64 | 30 | 2,13 |
| REAL MADRID | 56 | 30 | 1,87 |
| WINTERTHUR F.C. BARCELONA | 55 | 30 | 1,83 |
| AKASVAYU GIRONA | 54 | 30 | 1,80 |
| UNICAJA | 47 | 30 | 1,57 |
| CAJA SAN FERNANDO | 47 | 30 | 1,57 |
| LAGUN ARO BILBAO BASKET | 44 | 30 | 1,47 |
| ETOSA ALICANTE | 40 | 30 | 1,33 |
| LLANERA MENORCA | 39 | 30 | 1,30 |
| C.B. GRANADA | 38 | 30 | 1,27 |
| PAMESA VALENCIA | 36 | 30 | 1,20 |
| GRAN CANARIA GRUPO DUNAS | 34 | 30 | 1,13 |
| ALTA GESTIÓN FUENLABRADA | 30 | 30 | 1,00 |
| FÓRUM VALLADOLID | 30 | 30 | 1,00 |
| LECHE RÍO | 23 | 30 | 0,77 |

<< ASISTENCIAS >>

| | TOT | Par | Media |
|---------------------------|-----|-----|-------|
| WINTERTHUR F.C. BARCELONA | 488 | 30 | 16,27 |
| ADECCO ESTUDIANTES | 483 | 30 | 16,10 |
| TAU CERÁMICA | 462 | 30 | 15,40 |
| DKV JOVENTUT | 457 | 30 | 15,23 |
| UNICAJA | 425 | 30 | 14,17 |
| CAJA SAN FERNANDO | 423 | 30 | 14,10 |
| AKASVAYU GIRONA | 405 | 30 | 13,50 |
| ALTA GESTIÓN FUENLABRADA | 386 | 30 | 12,87 |
| ETOSA ALICANTE | 371 | 30 | 12,37 |
| REAL MADRID | 363 | 30 | 12,10 |
| RICOH MANRESA | 359 | 30 | 11,97 |
| PAMESA VALENCIA | 355 | 30 | 11,83 |
| FÓRUM VALLADOLID | 352 | 30 | 11,73 |
| GRAN CANARIA GRUPO DUNAS | 345 | 30 | 11,50 |
| C.B. GRANADA | 330 | 30 | 11,00 |
| LAGUN ARO BILBAO BASKET | 304 | 30 | 10,13 |
| LLANERA MENORCA | 295 | 30 | 9,83 |
| LECHE RÍO | 290 | 30 | 9,67 |

<< VALORACION >>

| | TOT | Par | Media |
|---------------------------|------|-----|-------|
| TAU CERÁMICA | 2843 | 30 | 94,77 |
| UNICAJA | 2795 | 30 | 93,17 |
| WINTERTHUR F.C. BARCELONA | 2745 | 30 | 91,50 |
| DKV JOVENTUT | 2676 | 30 | 89,20 |
| ADECCO ESTUDIANTES | 2567 | 30 | 85,57 |
| AKASVAYU GIRONA | 2545 | 30 | 84,83 |
| REAL MADRID | 2424 | 30 | 80,80 |
| FÓRUM VALLADOLID | 2422 | 30 | 80,73 |
| CAJA SAN FERNANDO | 2406 | 30 | 80,20 |
| RICOH MANRESA | 2363 | 30 | 78,77 |
| ETOSA ALICANTE | 2339 | 30 | 77,97 |
| GRAN CANARIA GRUPO DUNAS | 2326 | 30 | 77,53 |
| PAMESA VALENCIA | 2308 | 30 | 76,93 |
| C.B. GRANADA | 2265 | 30 | 75,50 |
| LAGUN ARO BILBAO BASKET | 2264 | 30 | 75,47 |
| ALTA GESTIÓN FUENLABRADA | 2251 | 30 | 75,03 |
| LLANERA MENORCA | 2213 | 30 | 73,77 |
| LECHE RÍO | 2090 | 30 | 69,67 |

LAS SERIES DE LOS EQUIPOS

| | JORNADA | | | | | | | | | | | | | | | | | | | | | | | | | | | | | | | | | | TO TAL | CA SA | FUE RA | SERIE | |
|------------------------|---------|---|---|---|---|---|---|---|---|----|----|----|----|----|----|----|----|----|----|----|----|----|----|----|----|----|----|----|----|----|----|----|-------|-------|--------|-------|--------|-------|---|
| | 1 | 2 | 3 | 4 | 5 | 6 | 7 | 8 | 9 | 10 | 11 | 12 | 13 | 14 | 15 | 16 | 17 | 18 | 19 | 20 | 21 | 22 | 23 | 24 | 25 | 26 | 27 | 28 | 29 | 30 | 31 | 32 | 33 | 34 | | | | + | - |
| ADECCO ESTUDIANTES | d | d | d | d | d | v | d | v | v | v | d | v | d | v | d | v | v | d | v | d | v | v | d | d | v | d | v | v | d | d | | | 14-16 | 10-5 | 4-11 | 3 | 5 | | |
| AKASVAYU GIRONA | v | d | v | v | v | v | v | v | v | d | d | d | d | v | d | d | v | v | v | v | d | d | v | d | v | v | v | d | d | d | | | 17-13 | 9-6 | 8-7 | 7 | 4 | | |
| ALTA GESTION FUENLABR. | d | d | v | v | v | d | v | v | d | v | v | d | v | d | v | v | d | d | d | d | v | d | d | d | v | d | d | d | v | d | | | 14-16 | 9-6 | 5-10 | 3 | 5 | | |
| CAJA SAN FERNANDO | v | d | d | d | v | d | v | d | d | v | d | d | v | d | v | d | v | d | d | v | d | d | d | v | d | d | v | v | d | v | | | 12-18 | 6-9 | 6-9 | 3 | 5 | | |
| C.B. GRANADA | d | v | d | v | d | v | v | d | d | d | v | v | v | d | d | d | d | v | d | v | d | d | d | d | v | d | d | d | v | v | d | | | 12-18 | 8-7 | 4-11 | 3 | 4 | |
| DKV JOVENTUT | v | v | d | v | v | d | d | v | d | d | v | v | v | v | v | v | d | d | d | v | v | v | v | v | v | v | v | v | d | v | | | 20-10 | 11-4 | 9-6 | 7 | 3 | | |
| ETOSA ALICANTE | v | v | d | d | d | v | d | d | v | d | d | d | d | d | v | d | d | d | d | d | v | d | d | d | d | v | d | v | v | v | | | 12-18 | 8-7 | 4-11 | 4* | 6 | | |
| FORUM VALLADOLID | d | d | d | d | d | v | d | d | v | v | d | v | v | d | v | d | v | d | d | d | d | v | d | v | v | d | d | d | v | d | | | 11-19 | 5-10 | 6-9 | 2 | 6 | | |
| GRAN CANARIA DUNAS | v | v | d | d | d | v | v | v | v | v | v | v | d | v | v | d | d | d | v | v | d | d | v | v | d | d | v | d | v | v | | | 19-11 | 10-5 | 9-6 | 7 | 3 | | |
| LAGUN ARO BILBAO B. | d | d | v | v | d | v | d | d | d | d | v | v | d | d | v | d | v | v | d | d | d | v | v | d | d | v | d | d | d | d | | | 11-19 | 7-8 | 4-11 | 2 | 4* | | |
| LECHE RIO | d | v | v | v | d | d | d | d | v | v | d | d | d | d | d | d | v | d | v | v | v | d | d | d | d | d | d | d | v | d | | | 10-20 | 7-8 | 3-12 | 3 | 6 | | |
| LLANERA MENORCA | d | d | d | d | v | d | d | v | v | d | d | d | v | v | v | v | d | d | d | d | d | d | d | d | v | d | v | v | d | v | | | 11-19 | 7-8 | 4-11 | 4 | 7 | | |
| PAMESA VALENCIA | v | v | v | d | d | v | d | v | v | v | v | v | v | v | d | v | d | d | d | d | d | d | v | d | d | d | d | d | v | v | | | 15-15 | 6-9 | 9-6 | 7 | 5 | | |
| REAL MADRID | d | v | v | d | v | d | v | d | v | d | v | d | v | d | v | d | v | v | v | v | d | v | v | v | d | v | d | v | d | v | | | 16-14 | 8-7 | 8-7 | 4 | 2 | | |
| RICOH MANRESA | v | d | d | v | v | d | d | v | d | d | d | d | d | d | d | v | v | d | v | v | d | v | v | d | v | v | v | d | v | d | | | 11-19 | 7-8 | 4-11 | 3 | 8 | | |
| TAU CERAMICA | v | v | v | v | v | d | d | v | d | v | v | v | v | v | d | v | d | v | d | v | v | v | v | v | d | v | v | v | d | v | | | 21-9 | 12-3 | 9-6 | 5 | 2 | | |
| UNICAJA | d | d | v | d | v | v | v | v | v | v | d | d | v | d | v | v | v | v | v | v | v | v | v | v | v | v | v | v | d | v | | | 22-8 | 11-4 | 11-4 | 11 | 2 | | |
| WINTERTHUR FCB | v | v | v | v | v | v | v | d | v | d | v | d | v | d | d | v | v | v | v | v | v | v | v | v | d | v | v | v | d | v | | | 22-8 | 12-3 | 10-5 | 7 | 2 | | |

Claves: d=derrota / v=victoria / con un punto=indica partido jugado en casa / el asterisco (*) indica que la serie está abierta

SERVICIO DE ESTADISTICAS ACB

<< % TIROS LIBRES >>

| | CON | INT | % |
|---------------------------|-----|-----|--------|
| UNICAJA | 561 | 703 | 79,80% |
| WINTERTHUR F.C. BARCELONA | 369 | 474 | 77,85% |
| LAGUN ARO BILBAO BASKET | 515 | 663 | 77,68% |
| FÓRUM VALLADOLID | 528 | 680 | 77,65% |
| DKV JOVENTUT | 478 | 617 | 77,47% |
| ETOSA ALICANTE | 531 | 688 | 77,18% |
| LECHE RÍO | 542 | 713 | 76,02% |
| ALTA GESTIÓN FUENLABRADA | 484 | 637 | 75,98% |
| REAL MADRID | 526 | 699 | 75,25% |
| RICOH MANRESA | 552 | 740 | 74,59% |
| C.B. GRANADA | 475 | 637 | 74,57% |
| LLANERA MENORCA | 488 | 663 | 73,60% |
| CAJA SAN FERNANDO | 446 | 607 | 73,48% |
| TAU CERÁMICA | 490 | 668 | 73,35% |
| AKASVAYU GIRONA | 419 | 580 | 72,24% |
| ADECCO ESTUDIANTES | 510 | 715 | 71,33% |
| GRAN CANARIA GRUPO DUNAS | 451 | 649 | 69,49% |
| PAMESA VALENCIA | 458 | 672 | 68,15% |

<< % TIROS DE 2 PUNTOS >>

| | CON | INT | % |
|---------------------------|-----|------|--------|
| UNICAJA | 589 | 1020 | 57,75% |
| TAU CERÁMICA | 705 | 1234 | 57,13% |
| WINTERTHUR F.C. BARCELONA | 668 | 1172 | 57,00% |
| ADECCO ESTUDIANTES | 689 | 1313 | 52,48% |
| AKASVAYU GIRONA | 630 | 1206 | 52,24% |
| LAGUN ARO BILBAO BASKET | 608 | 1179 | 51,57% |
| CAJA SAN FERNANDO | 613 | 1191 | 51,47% |
| FÓRUM VALLADOLID | 605 | 1183 | 51,14% |
| ETOSA ALICANTE | 596 | 1169 | 50,98% |
| DKV JOVENTUT | 621 | 1221 | 50,86% |
| ALTA GESTIÓN FUENLABRADA | 538 | 1062 | 50,66% |
| GRAN CANARIA GRUPO DUNAS | 583 | 1157 | 50,39% |
| LLANERA MENORCA | 606 | 1207 | 50,21% |
| RICOH MANRESA | 573 | 1150 | 49,83% |
| LECHE RÍO | 633 | 1272 | 49,76% |
| REAL MADRID | 547 | 1102 | 49,64% |
| C.B. GRANADA | 618 | 1261 | 49,01% |
| PAMESA VALENCIA | 574 | 1176 | 48,81% |

<< % TIROS DE 3 PUNTOS >>

| | CON | INT | % |
|---------------------------|-----|-----|--------|
| AKASVAYU GIRONA | 247 | 592 | 41,72% |
| DKV JOVENTUT | 258 | 670 | 38,51% |
| WINTERTHUR F.C. BARCELONA | 242 | 648 | 37,35% |
| PAMESA VALENCIA | 243 | 652 | 37,27% |
| CAJA SAN FERNANDO | 218 | 589 | 37,01% |
| TAU CERÁMICA | 207 | 560 | 36,96% |
| LECHE RÍO | 158 | 430 | 36,74% |
| ALTA GESTIÓN FUENLABRADA | 242 | 659 | 36,72% |
| UNICAJA | 233 | 635 | 36,69% |
| FÓRUM VALLADOLID | 209 | 578 | 36,16% |
| GRAN CANARIA GRUPO DUNAS | 219 | 612 | 35,78% |
| REAL MADRID | 229 | 648 | 35,34% |
| LLANERA MENORCA | 189 | 542 | 34,87% |
| C.B. GRANADA | 191 | 549 | 34,79% |
| LAGUN ARO BILBAO BASKET | 171 | 496 | 34,48% |
| ETOSA ALICANTE | 183 | 563 | 32,50% |
| ADECCO ESTUDIANTES | 180 | 563 | 31,97% |
| RICOH MANRESA | 201 | 646 | 31,11% |

<< REBOTES DEFENSIVOS >>

| | TOT | Par | Media |
|---------------------------|-----|-----|-------|
| PAMESA VALENCIA | 694 | 30 | 23,13 |
| UNICAJA | 693 | 30 | 23,10 |
| TAU CERÁMICA | 683 | 30 | 22,77 |
| AKASVAYU GIRONA | 680 | 30 | 22,67 |
| ADECCO ESTUDIANTES | 679 | 30 | 22,63 |
| FÓRUM VALLADOLID | 677 | 30 | 22,57 |
| RICOH MANRESA | 674 | 30 | 22,47 |
| GRAN CANARIA GRUPO DUNAS | 671 | 30 | 22,37 |
| WINTERTHUR F.C. BARCELONA | 669 | 30 | 22,30 |
| REAL MADRID | 669 | 30 | 22,30 |
| C.B. GRANADA | 668 | 30 | 22,27 |
| DKV JOVENTUT | 659 | 30 | 21,97 |
| ALTA GESTIÓN FUENLABRADA | 658 | 30 | 21,93 |
| LECHE RÍO | 657 | 30 | 21,90 |
| LLANERA MENORCA | 654 | 30 | 21,80 |
| CAJA SAN FERNANDO | 653 | 30 | 21,77 |
| ETOSA ALICANTE | 627 | 30 | 20,90 |
| LAGUN ARO BILBAO BASKET | 621 | 30 | 20,70 |

<< REBOTES OFENSIVOS >>

| | TOT | Par | Media |
|---------------------------|-----|-----|-------|
| ADECCO ESTUDIANTES | 372 | 30 | 12,40 |
| DKV JOVENTUT | 361 | 30 | 12,03 |
| REAL MADRID | 356 | 30 | 11,87 |
| PAMESA VALENCIA | 352 | 30 | 11,73 |
| LECHE RÍO | 347 | 30 | 11,57 |
| RICOH MANRESA | 330 | 30 | 11,00 |
| LLANERA MENORCA | 319 | 30 | 10,63 |
| C.B. GRANADA | 314 | 30 | 10,47 |
| LAGUN ARO BILBAO BASKET | 309 | 30 | 10,30 |
| CAJA SAN FERNANDO | 306 | 30 | 10,20 |
| AKASVAYU GIRONA | 301 | 30 | 10,03 |
| FÓRUM VALLADOLID | 298 | 30 | 9,93 |
| WINTERTHUR F.C. BARCELONA | 294 | 30 | 9,80 |
| ETOSA ALICANTE | 292 | 30 | 9,73 |
| GRAN CANARIA GRUPO DUNAS | 285 | 30 | 9,50 |
| ALTA GESTIÓN FUENLABRADA | 274 | 30 | 9,13 |
| TAU CERÁMICA | 273 | 30 | 9,10 |
| UNICAJA | 233 | 30 | 7,77 |

<< TOTAL REBOTES >>

| | Def | Ofe | TOT | Par | Media |
|---------------------|-----|-----|------|-----|-------|
| ADECCO ESTUDIANTES | 679 | 372 | 1051 | 30 | 35,03 |
| PAMESA VALENCIA | 694 | 352 | 1046 | 30 | 34,87 |
| REAL MADRID | 669 | 356 | 1025 | 30 | 34,17 |
| DKV JOVENTUT | 659 | 361 | 1020 | 30 | 34,00 |
| RICOH MANRESA | 674 | 330 | 1004 | 30 | 33,47 |
| LECHE RÍO | 657 | 347 | 1004 | 30 | 33,47 |
| C.B. GRANADA | 668 | 314 | 982 | 30 | 32,73 |
| AKASVAYU GIRONA | 680 | 301 | 981 | 30 | 32,70 |
| FÓRUM VALLADOLID | 677 | 298 | 975 | 30 | 32,50 |
| LLANERA MENORCA | 654 | 319 | 973 | 30 | 32,43 |
| WINTERTHUR FCB | 669 | 294 | 963 | 30 | 32,10 |
| CAJA SAN FERNANDO | 653 | 306 | 959 | 30 | 31,97 |
| GRAN CANARIA DUNAS | 671 | 285 | 956 | 30 | 31,87 |
| TAU CERÁMICA | 683 | 273 | 956 | 30 | 31,87 |
| ALTA GESTIÓN FUENL. | 658 | 274 | 932 | 30 | 31,07 |
| LAGUN ARO BILBAO B. | 621 | 309 | 930 | 30 | 31,00 |
| UNICAJA | 693 | 233 | 926 | 30 | 30,87 |
| ETOSA ALICANTE | 627 | 292 | 919 | 30 | 30,63 |

<< RECUPERACIONES >>

| | TOT | Par | Media |
|---------------------------|-----|-----|-------|
| DKV JOVENTUT | 295 | 30 | 9,83 |
| TAU CERÁMICA | 291 | 30 | 9,70 |
| ADECCO ESTUDIANTES | 283 | 30 | 9,43 |
| ETOSA ALICANTE | 281 | 30 | 9,37 |
| REAL MADRID | 261 | 30 | 8,70 |
| UNICAJA | 257 | 30 | 8,57 |
| AKASVAYU GIRONA | 245 | 30 | 8,17 |
| C.B. GRANADA | 244 | 30 | 8,13 |
| LLANERA MENORCA | 242 | 30 | 8,07 |
| GRAN CANARIA GRUPO DUNAS | 237 | 30 | 7,90 |
| WINTERTHUR F.C. BARCELONA | 233 | 30 | 7,77 |
| CAJA SAN FERNANDO | 230 | 30 | 7,67 |
| LECHE RÍO | 228 | 30 | 7,60 |
| PAMESA VALENCIA | 223 | 30 | 7,43 |
| FÓRUM VALLADOLID | 219 | 30 | 7,30 |
| LAGUN ARO BILBAO BASKET | 214 | 30 | 7,13 |
| RICOH MANRESA | 213 | 30 | 7,10 |
| ALTA GESTIÓN FUENLABRADA | 206 | 30 | 6,87 |

<< TAPONES EFECTUADOS >>

| | TOT | Par | Media |
|---------------------------|-----|-----|-------|
| AKASVAYU GIRONA | 110 | 30 | 3,67 |
| REAL MADRID | 110 | 30 | 3,67 |
| GRAN CANARIA GRUPO DUNAS | 105 | 30 | 3,50 |
| WINTERTHUR F.C. BARCELONA | 105 | 30 | 3,50 |
| C.B. GRANADA | 101 | 30 | 3,37 |
| UNICAJA | 97 | 30 | 3,23 |
| FÓRUM VALLADOLID | 91 | 30 | 3,03 |
| DKV JOVENTUT | 89 | 30 | 2,97 |
| CAJA SAN FERNANDO | 88 | 30 | 2,93 |
| RICOH MANRESA | 83 | 30 | 2,77 |
| TAU CERÁMICA | 81 | 30 | 2,70 |
| PAMESA VALENCIA | 76 | 30 | 2,53 |
| ETOSA ALICANTE | 76 | 30 | 2,53 |
| LECHE RÍO | 68 | 30 | 2,27 |
| LAGUN ARO BILBAO BASKET | 66 | 30 | 2,20 |
| LLANERA MENORCA | 65 | 30 | 2,17 |
| ADECCO ESTUDIANTES | 53 | 30 | 1,77 |
| ALTA GESTIÓN FUENLABRADA | 52 | 30 | 1,73 |

<< FALTAS PERSONALES Y TECNICAS >>

| | TOT | Par | Media |
|---------------------------|-----|-----|-------|
| RICOH MANRESA | 625 | 30 | 20,83 |
| WINTERTHUR F.C. BARCELONA | 626 | 30 | 20,87 |
| LLANERA MENORCA | 638 | 30 | 21,27 |
| GRAN CANARIA GRUPO DUNAS | 644 | 30 | 21,47 |
| UNICAJA | 645 | 30 | 21,50 |
| TAU CERÁMICA | 653 | 30 | 21,77 |
| CAJA SAN FERNANDO | 661 | 30 | 22,03 |
| LAGUN ARO BILBAO BASKET | 662 | 30 | 22,07 |
| C.B. GRANADA | 674 | 30 | 22,47 |
| ALTA GESTIÓN FUENLABRADA | 685 | 30 | 22,83 |
| PAMESA VALENCIA | 687 | 30 | 22,90 |
| FÓRUM VALLADOLID | 689 | 30 | 22,97 |
| ADECCO ESTUDIANTES | 703 | 30 | 23,43 |
| AKASVAYU GIRONA | 711 | 30 | 23,70 |
| DKV JOVENTUT | 714 | 30 | 23,80 |
| ETOSA ALICANTE | 715 | 30 | 23,83 |
| REAL MADRID | 733 | 30 | 24,43 |
| LECHE RÍO | 777 | 30 | 25,90 |

<< PERDIDAS >>

| | TOT | Par | Media |
|---------------------------|-----|-----|-------|
| WINTERTHUR F.C. BARCELONA | 351 | 30 | 11,70 |
| GRAN CANARIA GRUPO DUNAS | 354 | 30 | 11,80 |
| TAU CERÁMICA | 362 | 30 | 12,07 |
| RICOH MANRESA | 375 | 30 | 12,50 |
| C.B. GRANADA | 388 | 30 | 12,93 |
| FÓRUM VALLADOLID | 392 | 30 | 13,07 |
| REAL MADRID | 393 | 30 | 13,10 |
| PAMESA VALENCIA | 397 | 30 | 13,23 |
| AKASVAYU GIRONA | 406 | 30 | 13,53 |
| ETOSA ALICANTE | 408 | 30 | 13,60 |
| CAJA SAN FERNANDO | 410 | 30 | 13,67 |
| UNICAJA | 411 | 30 | 13,70 |
| ALTA GESTIÓN FUENLABRADA | 412 | 30 | 13,73 |
| DKV JOVENTUT | 420 | 30 | 14,00 |
| LAGUN ARO BILBAO BASKET | 420 | 30 | 14,00 |
| LLANERA MENORCA | 428 | 30 | 14,27 |
| ADECCO ESTUDIANTES | 438 | 30 | 14,60 |
| LECHE RÍO | 491 | 30 | 16,37 |

<< TAPONES RECIBIDOS >>

| | TOT | Par | Media |
|---------------------------|-----|-----|-------|
| UNICAJA | 53 | 30 | 1,77 |
| REAL MADRID | 57 | 30 | 1,90 |
| AKASVAYU GIRONA | 66 | 30 | 2,20 |
| ETOSA ALICANTE | 72 | 30 | 2,40 |
| WINTERTHUR F.C. BARCELONA | 72 | 30 | 2,40 |
| LAGUN ARO BILBAO BASKET | 74 | 30 | 2,47 |
| DKV JOVENTUT | 74 | 30 | 2,47 |
| TAU CERÁMICA | 77 | 30 | 2,57 |
| ALTA GESTIÓN FUENLABRADA | 80 | 30 | 2,67 |
| GRAN CANARIA GRUPO DUNAS | 82 | 30 | 2,73 |
| ADECCO ESTUDIANTES | 84 | 30 | 2,80 |
| CAJA SAN FERNANDO | 89 | 30 | 2,97 |
| FÓRUM VALLADOLID | 89 | 30 | 2,97 |
| C.B. GRANADA | 93 | 30 | 3,10 |
| RICOH MANRESA | 100 | 30 | 3,33 |
| LLANERA MENORCA | 107 | 30 | 3,57 |
| PAMESA VALENCIA | 117 | 30 | 3,90 |
| LECHE RÍO | 130 | 30 | 4,33 |

<< FALTAS RECIBIDAS >>

| | TOT | Par | Media |
|---------------------------|-----|-----|-------|
| UNICAJA | 736 | 30 | 24,53 |
| ETOSA ALICANTE | 725 | 30 | 24,17 |
| RICOH MANRESA | 713 | 30 | 23,77 |
| LAGUN ARO BILBAO BASKET | 706 | 30 | 23,53 |
| ADECCO ESTUDIANTES | 706 | 30 | 23,53 |
| PAMESA VALENCIA | 699 | 30 | 23,30 |
| LECHE RÍO | 698 | 30 | 23,27 |
| FÓRUM VALLADOLID | 689 | 30 | 22,97 |
| REAL MADRID | 688 | 30 | 22,93 |
| TAU CERÁMICA | 684 | 30 | 22,80 |
| DKV JOVENTUT | 680 | 30 | 22,67 |
| LLANERA MENORCA | 673 | 30 | 22,43 |
| ALTA GESTIÓN FUENLABRADA | 660 | 30 | 22,00 |
| GRAN CANARIA GRUPO DUNAS | 654 | 30 | 21,80 |
| CAJA SAN FERNANDO | 650 | 30 | 21,67 |
| AKASVAYU GIRONA | 649 | 30 | 21,63 |
| C.B. GRANADA | 642 | 30 | 21,40 |
| WINTERTHUR F.C. BARCELONA | 589 | 30 | 19,63 |

Etsa Alicante - Akasvayu Girona

| Dor | NOMBRE | Tiempo | Pun tos | LOCAL | | | | | Rebotes | | | | | CT | Tapones | | Mat | Faltas | | VAL |
|-----|----------------|--------|------------|------------|------------|-------------|-----|-----|---------|-----|-----|-----|-----|----|---------|----|-----|--------|----|-----|
| | | | | TIROS DE 2 | TIROS DE 3 | TIR. LIBRES | Tot | Def | Ofe | Asi | Rec | Per | Fav | | Con | Co | | Re | | |
| 4 | HERNANDEZ, B. | 17:36 | 10 | 0/1 0% | 2/3 67% | 4/5 80% | 3 | 3 | | 4 | | 1 | | | | | | 2 | 3 | 14 |
| *6 | HUNTER, JIMMIE | 40:00 | 9 | 3/6 50% | 1/4 25% | 0/2 0% | 4 | 3 | 1 | 1 | | 3 | | | | | | 1 | 3 | 5 |
| *7 | ANGULO, LUCIO | 32:50 | 18 | 1/2 50% | 2/2 100% | 10/12 83% | 5 | 4 | 1 | 3 | 4 | 2 | 1 | | 1 | | | 3 | 9 | 30 |
| 9 | LUCAS, JAVIER | | | | | | | | | | | | | | | | | | | |
| 10 | WEIGAND, AXEL | | | | | | | | | | | | | | | | | | | |
| *12 | RODRIGUEZ, N. | 22:24 | 2 | 1/2 50% | 0/1 0% | | 4 | 3 | 1 | 4 | | 1 | | | | | | 1 | 1 | 7 |
| 14 | JUNYENT, ORIOL | 11:07 | 4 | 2/4 50% | 0/2 0% | | | | | | | 1 | 1 | | | | | 2 | | -3 |
| *15 | DE MIGUEL, I. | 33:42 | 10 | 3/8 38% | 0/1 0% | 4/6 67% | 5 | 4 | 1 | 1 | 3 | 2 | | | 1 | | | 4 | 7 | 11 |
| 20 | DIGBEU, ALAIN | 07:10 | 5 | | 1/1 100% | 2/4 50% | 1 | 1 | | | | | | | | | | | 2 | 6 |
| 31 | LAZARO, RAUL | | | | | | | | | | | | | | | | | | | |
| *40 | LEWIS, LARRY | 32:52 | 16 | 5/8 63% | 1/4 25% | 3/3 100% | 5 | 3 | 2 | 3 | 2 | | 1 | | 1 | 1 | | 3 | 3 | 19 |
| 41 | SUNDOV, BRUNO | 02:19 | 4 | 1/1 100% | | 2/3 67% | | | | | | 1 | | | | | | 2 | 2 | 2 |
| | Equipo | | | | | | 2 | | 2 | | | | | | | | | | | 2 |
| | Totales | 200:00 | 78 | 16/32 50% | 7/18 39% | 25/35 71% | 29 | 21 | 8 | 16 | 9 | 11 | 3 | | 3 | 1 | | 18 | 30 | 93 |

| Dor | NOMBRE | Tiempo | Pun tos | VISITANTE | | | | | Rebotes | | | | | CT | Tapones | | Mat | Faltas | | VAL |
|-----|-----------------|--------|------------|------------|------------|-------------|-----|-----|---------|-----|-----|-----|-----|----|---------|----|-----|--------|----|-----|
| | | | | TIROS DE 2 | TIROS DE 3 | TIR. LIBRES | Tot | Def | Ofe | Asi | Rec | Per | Fav | | Con | Co | | Re | | |
| *5 | UDRIH, SAMO | 22:50 | 14 | 2/3 67% | 3/4 75% | 1/2 50% | | | | 1 | 1 | 1 | 1 | | | | | 5 | 2 | 9 |
| *9 | SALENGA, D. | 17:34 | 6 | | 2/2 100% | | 2 | 2 | | 2 | 1 | 2 | | | | | | 4 | | 5 |
| 10 | MCDONALD, A. | 26:48 | 10 | 2/6 33% | 2/2 100% | | 2 | 1 | 1 | 4 | 1 | 1 | 1 | | | | | 4 | 1 | 9 |
| 11 | MYERS, TERRELL | 29:38 | 3 | 0/2 0% | 1/6 17% | | 1 | 1 | | 3 | | 2 | | | | | | 3 | 2 | -3 |
| 12 | DUEÑAS, ROBERTO | 16:45 | 12 | 4/9 44% | | 4/4 100% | 8 | 5 | 3 | 2 | 1 | 1 | | | | | | 1 | 2 | 18 |
| *13 | GABRIEL, GERMAN | 20:14 | 3 | 0/2 0% | 1/4 25% | | 7 | 6 | 1 | | 2 | 4 | | | | | | 4 | 4 | 3 |
| 14 | ESPINOSA, TONI | | | | | | | | | | | | | | | | | | | |
| 19 | VAZQUEZ, FRAN | 20:17 | 6 | 3/6 50% | | | 5 | 4 | 1 | 2 | | 1 | | | 2 | | | 3 | 1 | 9 |
| *24 | LOPEZ, RAUL | 23:10 | 2 | 1/2 50% | 0/1 0% | | | | | 1 | 1 | 2 | | | | | | 5 | | -5 |
| *34 | THOMPSON, KEVIN | 22:44 | 16 | 5/6 83% | | 6/7 86% | 1 | | 1 | | 2 | 3 | 1 | 1 | | 1 | | 1 | 6 | 20 |
| | Equipo | | | | | | 4 | 4 | | | | | | | | | | | | 4 |
| | Totales | 200:00 | 72 | 17/36 47% | 9/19 47% | 11/13 85% | 30 | 23 | 7 | 15 | 9 | 17 | 3 | 3 | | 1 | | 30 | 18 | 69 |

Arbitros: DE LA MAZA, FERNANDEZ, MARTINEZ DIEZ / Resultados parciales: (20-16), (21-23), (20-15), (17-18)

Winterthur F.C. Barcelona - Ricoh Manresa

| Dor | NOMBRE | Tiempo | Pun tos | LOCAL | | | | | Rebotes | | | | | CT | Tapones | | Mat | Faltas | | VAL |
|-----|------------------|--------|------------|------------|------------|-------------|-----|-----|---------|-----|-----|-----|-----|----|---------|----|-----|--------|----|-----|
| | | | | TIROS DE 2 | TIROS DE 3 | TIR. LIBRES | Tot | Def | Ofe | Asi | Rec | Per | Fav | | Con | Co | | Re | | |
| 5 | BASILE, G. | 09:37 | 3 | | 1/3 33% | | 2 | 2 | | | | | | | | | | | | |
| *7 | FUCKA, GREGOR | 19:14 | 8 | 3/4 75% | | 2/2 100% | 1 | | 1 | 2 | | 1 | | | 2 | 1 | | 3 | 3 | 10 |
| 8 | TRIAS, JORDI | 02:00 | | | | | | | | | | | | | | | | | | |
| *9 | MARCONATO, D. | 33:03 | 14 | 7/10 70% | | | 13 | 10 | 3 | 1 | 1 | | | 1 | | 1 | | 4 | 1 | 24 |
| *10 | WILLIAMS, S. | 35:35 | 17 | 3/9 33% | 3/5 60% | 2/2 100% | 3 | 3 | | 6 | | 1 | | | 1 | | | 4 | 5 | 17 |
| *11 | NAVARRO, J.C. | 30:23 | 14 | 4/7 57% | 2/8 25% | | 5 | 5 | | | | 2 | | | | | | 2 | 1 | 7 |
| 12 | COTA, ED | 04:25 | | | | | 1 | | 1 | | | 1 | | | | | | | | |
| 14 | DE LA FUENTE, R. | 11:12 | | 0/2 0% | 0/1 0% | | | | | 4 | 1 | | | | | | | 1 | 1 | 2 |
| 20 | KAKIOUZIS, M. | 25:39 | 14 | 6/7 86% | 0/1 0% | 2/2 100% | 5 | 2 | 3 | | 2 | | 2 | 1 | | | | 3 | 3 | 20 |
| *21 | THORNTON,BOOTSY | 16:46 | 4 | 2/4 50% | 0/4 0% | | 3 | 2 | 1 | 1 | | 1 | | | | | | 2 | 1 | |
| 33 | GASOL, MARC | | | | | | | | | | | | | | | | | | | |
| 44 | GRIMAU, ROGER | 12:06 | 9 | 0/2 0% | 2/3 67% | 3/4 75% | 5 | 2 | 3 | 1 | | 1 | | | | | | 3 | 3 | 10 |
| | Equipo | | | | | | 2 | 2 | | | | | | | | | | | | 2 |
| | Totales | 200:00 | 83 | 25/45 56% | 8/25 32% | 9/10 90% | 40 | 28 | 12 | 15 | 4 | 7 | 2 | 4 | 2 | 1 | | 25 | 18 | 92 |

| Dor | NOMBRE | Tiempo | Pun tos | VISITANTE | | | | | Rebotes | | | | | CT | Tapones | | Mat | Faltas | | VAL |
|-----|----------------|--------|------------|------------|------------|-------------|-----|-----|---------|-----|-----|-----|-----|----|---------|----|-----|--------|----|-----|
| | | | | TIROS DE 2 | TIROS DE 3 | TIR. LIBRES | Tot | Def | Ofe | Asi | Rec | Per | Fav | | Con | Co | | Re | | |
| *4 | OLIVER, ALBERT | 34:45 | 16 | 3/4 75% | 1/3 33% | 7/9 78% | 5 | 2 | 3 | 5 | | 2 | 1 | 1 | 1 | | | 3 | 8 | 24 |
| 5 | MARTINEZ, RAFA | 22:08 | 8 | 2/4 50% | 1/1 100% | 1/1 100% | 1 | 1 | | 3 | | | | | | | | 1 | 5 | 14 |
| 6 | BADER, MARTON | 10:00 | 4 | 2/2 100% | | | 2 | 1 | 1 | | | | | | 1 | | | 1 | | 6 |
| *8 | LAVIÑA, FERRAN | 31:37 | 10 | 2/4 50% | 1/7 14% | 3/4 75% | 5 | 1 | 4 | 3 | 1 | 2 | 1 | | | | | 4 | 2 | 6 |
| 9 | LLULL, SERGI | 05:15 | 4 | 2/3 67% | | | | | | | | | | | | | | 1 | | 2 |
| *11 | WHITE, RODNEY | 39:20 | 17 | 4/14 29% | 1/6 17% | 6/8 75% | 7 | 5 | 2 | 2 | 2 | 4 | | | 2 | 1 | | 3 | 4 | 6 |
| *12 | SANCHEZ, DIEGO | 26:20 | 4 | 2/2 100% | 0/2 0% | | 4 | 4 | | 1 | 1 | | 1 | | | | | 4 | 2 | 6 |
| *13 | RICCI, PHIL | 28:02 | 15 | 5/6 83% | 1/1 100% | 2/5 40% | 6 | 6 | | 2 | | 1 | 1 | | | 1 | | 1 | 4 | 21 |
| 14 | RIU, EDUARD | | | | | | | | | | | | | | | | | | | |
| 16 | RUBIO, GUILLEM | 02:33 | | 0/1 0% | | | 1 | | 1 | | | | | | | 1 | | | | -1 |
| 33 | MARAVIC, MARKO | | | | | | | | | | | | | | | | | | | |
| | Equipo | | | | | | 3 | 3 | | | | | | | | | | | | 3 |
| | Totales | 200:00 | 78 | 22/40 55% | 5/20 25% | 19/27 70% | 34 | 23 | 11 | 16 | 4 | 9 | 4 | 2 | 4 | 2 | | 18 | 25 | 87 |

Arbitros: PEREA, GARCIA GONZALEZ, ARAÑA / Resultados parciales: (22-21), (24-18), (19-19), (18-20)

Lagun Aro Bilbao Basket - Fórum Valladolid

84-89

| Dor | NOMBRE | Tiempo | Pun tos | LOCAL | | | Rebotes | | | Asi | Rec | Per | CT | Tapones | | Mat | Faltas | | VAL | | |
|---------|-----------------|--------|---------|------------|------------|-------------|---------|-------|------|-----|-----|-----|----|---------|-----|-----|--------|----|-----|----|----|
| | | | | TIROS DE 2 | TIROS DE 3 | TIR. LIBRES | Tot | Def | Ofe | | | | | Fav | Con | | Co | Re | | | |
| *8 | MONTAÑEZ, ROMAN | 31:43 | 7 | 2/5 | 40% | 1/2 | 50% | | 3 | 3 | | | | | | | 5 | 2 | 4 | | |
| 11 | SAVOVIC, P. | 22:15 | 5 | 1/1 | 100% | 1/3 | 33% | | 1 | 1 | | | | | | | 4 | | -1 | | |
| 13 | CABEZA, F. | | | | | | | | | | | | | | | | | | | | |
| *14 | SALGADO, JAVIER | 31:34 | 20 | 1/2 | 50% | 4/4 | 100% | 6/6 | 100% | 2 | 1 | 1 | 6 | 1 | 4 | | 2 | 6 | 28 | | |
| *15 | WEIS, FREDERIC | 17:56 | 3 | 1/2 | 50% | | | 1/4 | 25% | 3 | 1 | 2 | | | | 1 | 5 | 2 | 1 | | |
| 17 | STEFANOVIC, S. | 08:26 | 6 | 2/2 | 100% | | | 2/2 | 100% | | | | | | | | 4 | 1 | 2 | | |
| *20 | SCOTT, RICHARD | 33:57 | 19 | 7/11 | 64% | | | 5/6 | 83% | 4 | 4 | | 1 | 2 | 4 | 1 | 4 | 8 | 21 | | |
| 21 | RANCIK, MARTIN | 22:32 | 17 | 7/10 | 70% | | | 3/3 | 100% | 3 | 3 | | | | | 1 | 3 | 2 | 18 | | |
| 30 | BANIC, MARKO | 05:35 | | | | | | | | | | | | | | | 1 | | 1 | | |
| *33 | PANKO, ANDY | 26:02 | 7 | 2/5 | 40% | 1/3 | 33% | | 4 | 4 | | | | | | 2 | 3 | | 1 | | |
| | Equipo | | | | | | | | 2 | 1 | 1 | | | | | | | | 2 | | |
| Totales | | 200:00 | 84 | 23/38 | 61% | 7/12 | 58% | 17/21 | 81% | 22 | 18 | 4 | 9 | 7 | 15 | 4 | 2 | 1 | 30 | 22 | 77 |

| Dor | NOMBRE | Tiempo | Pun tos | VISITANTE | | | Rebotes | | | Asi | Rec | Per | CT | Tapones | | Mat | Faltas | | VAL | | |
|---------|------------------|--------|---------|------------|------------|-------------|---------|-------|------|-----|-----|-----|----|---------|-----|-----|--------|----|-----|----|----|
| | | | | TIROS DE 2 | TIROS DE 3 | TIR. LIBRES | Tot | Def | Ofe | | | | | Fav | Con | | Co | Re | | | |
| *4 | RADULOVIC, N. | 32:52 | 15 | 2/5 | 40% | 1/6 | 17% | 8/8 | 100% | 6 | 4 | 2 | | | | 1 | 2 | 7 | 16 | | |
| 9 | SAN EMETERIO, F. | 25:27 | 9 | 3/4 | 75% | 0/1 | 0% | 3/4 | 75% | 6 | 4 | 2 | | | | | 4 | | 16 | | |
| 11 | REJON, G. | 06:38 | 2 | 1/1 | 100% | | | | | 2 | 2 | | | | | | 3 | | 1 | | |
| 13 | GOMEZ, MANU | | | | | | | | | | | | | | | | | | | | |
| 15 | SANTOS, JOAO | 07:45 | 2 | 1/2 | 50% | | | | | | | | | | | | 2 | | -3 | | |
| *19 | CORRALES, IVAN | 26:45 | 6 | | | 2/4 | 50% | | | 1 | 1 | | | | | | 4 | 1 | 5 | | |
| *21 | HOPKINS, B. | 35:28 | 25 | 8/16 | 50% | 0/1 | 0% | 9/12 | 75% | 8 | 3 | 5 | 5 | 3 | 2 | 1 | 1 | 3 | 11 | 35 | |
| 23 | MORLENDE, P. | | | | | | | | | | | | | | | | | | | | |
| *33 | GOMIS, JOSEPH | 33:26 | 19 | 4/4 | 100% | 2/5 | 40% | 5/6 | 83% | | | | 4 | | 3 | | 3 | 4 | 17 | | |
| *42 | DAVIS, DEVIN | 31:39 | 11 | 5/9 | 56% | | | 1/2 | 50% | 8 | 4 | 4 | | | | | 5 | 3 | 7 | | |
| | Equipo | | | | | | | | | 2 | 2 | | | | | | | | 2 | | |
| Totales | | 200:00 | 89 | 24/41 | 59% | 5/17 | 29% | 26/32 | 81% | 33 | 18 | 15 | 12 | 5 | 14 | 1 | 2 | 2 | 22 | 30 | 96 |

Arbitros: MARTIN BERTRAN, CONDE, JIMENEZ / Resultados parciales: (21-28), (16-24), (25-20), (22-17)

Alta Gestión Fuenlabrada - TAU Cerámica

81-73

| Dor | NOMBRE | Tiempo | Pun tos | LOCAL | | | Rebotes | | | Asi | Rec | Per | CT | Tapones | | Mat | Faltas | | VAL | | |
|---------|-----------------|--------|---------|------------|------------|-------------|---------|-------|------|-----|-----|-----|----|---------|-----|-----|--------|----|-----|----|----|
| | | | | TIROS DE 2 | TIROS DE 3 | TIR. LIBRES | Tot | Def | Ofe | | | | | Fav | Con | | Co | Re | | | |
| 5 | VITOLS, AIGARS | 20:39 | 7 | 2/4 | 50% | 1/2 | 50% | | 3 | 3 | | | 1 | 1 | 2 | 1 | 1 | 1 | 7 | | |
| *6 | STRONG, DANNY | 19:22 | 2 | 1/6 | 17% | 0/2 | 0% | | 2 | 2 | | | | | | | 4 | 1 | -5 | | |
| 8 | GUARDIA, SALVA | 25:15 | 15 | 5/7 | 71% | | | 5/6 | 83% | 6 | 2 | 4 | 2 | | 2 | 1 | 4 | 3 | 17 | | |
| *9 | WIDEMAN, TOM | 14:45 | 8 | 4/6 | 67% | | | | | 2 | 1 | 1 | | | | 1 | 3 | 1 | 6 | | |
| *10 | LOPEZ, FERRAN | 17:56 | 3 | | | 1/3 | 33% | | | 2 | 2 | | 1 | 2 | 1 | | 2 | 2 | 6 | | |
| 11 | RAMOS, SERGIO | | | | | | | | | | | | | | | | | | | | |
| 12 | GARCIA, JORGE | 11:58 | 3 | 0/1 | 0% | 1/3 | 33% | | | | | | 1 | | | | 2 | | -1 | | |
| *13 | SOLANA, F. | 25:44 | 7 | 2/2 | 100% | 0/2 | 0% | 3/4 | 75% | 3 | 3 | | 2 | | 4 | | 3 | 6 | 8 | | |
| 21 | BLANCO, SAUL | 14:15 | | 0/1 | 0% | 0/1 | 0% | | | 2 | 1 | 1 | 1 | | 1 | | 1 | 2 | 1 | | |
| 23 | SANCHEZ, SERGIO | 22:04 | 24 | 5/9 | 56% | 1/3 | 33% | 11/11 | 100% | 5 | 5 | | 4 | 1 | 1 | 1 | 1 | 6 | 32 | | |
| *31 | CALVARY, CASEY | 28:02 | 12 | 6/9 | 67% | | | | | 5 | 3 | 2 | | | | | 3 | 2 | 14 | | |
| | Equipo | | | | | | | | | 3 | 3 | | | | | | | | 3 | | |
| Totales | | 200:00 | 81 | 25/45 | 56% | 4/16 | 25% | 19/21 | 90% | 33 | 25 | 8 | 12 | 6 | 12 | 3 | 2 | 3 | 23 | 23 | 88 |

| Dor | NOMBRE | Tiempo | Pun tos | VISITANTE | | | Rebotes | | | Asi | Rec | Per | CT | Tapones | | Mat | Faltas | | VAL | | |
|---------|-----------------|--------|---------|------------|------------|-------------|---------|-------|------|-----|-----|-----|----|---------|-----|-----|--------|----|-----|----|----|
| | | | | TIROS DE 2 | TIROS DE 3 | TIR. LIBRES | Tot | Def | Ofe | | | | | Fav | Con | | Co | Re | | | |
| *4 | SCOLA, LUIS | 29:59 | 13 | 4/10 | 40% | 5/6 | 83% | 10 | 9 | 1 | 1 | | | | 2 | | 5 | 8 | 15 | | |
| *5 | PRIGIONI, PABLO | 36:42 | 4 | 2/6 | 33% | 0/6 | 0% | 6 | 5 | 1 | 14 | 2 | 4 | | | | 2 | 4 | 12 | | |
| *6 | HANSEN, TRAVIS | 27:30 | 15 | 3/3 | 100% | 3/7 | 43% | | | 4 | 2 | 2 | 1 | 2 | 2 | 2 | 3 | 2 | 14 | | |
| 9 | VIDAL, SERGI | 07:18 | | | | 0/1 | 0% | | | | | | | | | | | | 1 | | |
| 10 | UKIC, ROKO | 03:18 | | | | | | | | | | | | | | | 3 | 1 | -2 | | |
| 11 | ERDOGAN, SERKAN | 20:49 | 8 | 1/2 | 50% | 0/4 | 0% | 6/7 | 86% | 1 | 1 | | 1 | | 2 | | 4 | 5 | 3 | | |
| 14 | DROBNJAK, P. | 02:16 | 2 | 1/1 | 100% | | | | | | | | | | | | 1 | | 1 | | |
| 15 | GRIMAU, JORDI | | | | | | | | | | | | | | | | | | | | |
| 18 | DAVID, KORNEL | 15:55 | 2 | 1/4 | 25% | | | | | 4 | 2 | 2 | 1 | 1 | | | 1 | | 4 | | |
| *21 | SPLITTER, TIAGO | 30:53 | 12 | 5/5 | 100% | | | 2/2 | 100% | 2 | 2 | | | | | | 1 | 5 | 3 | | |
| *23 | JACOBSEN, CASEY | 25:20 | 17 | 1/2 | 50% | 5/7 | 71% | | | 1 | 1 | | 1 | 1 | 1 | | 2 | | 18 | | |
| | Equipo | | | | | | | | | 3 | 2 | 1 | | | | | | | 3 | | |
| Totales | | 200:00 | 73 | 18/33 | 55% | 8/25 | 32% | 13/17 | 76% | 31 | 24 | 7 | 21 | 7 | 15 | 2 | 2 | 4 | 23 | 23 | 79 |

Arbitros: HIERREZUELO, ALZURIA, SANCHEZ MONSERRAT / Resultados parciales: (12-21), (25-20), (23-20), (21-12)

Llanera Menorca - Pamesa Valencia

| Dor | NOMBRE | Tiempo | Puntos | LOCAL | | | | | | Rebotes | | | Asi | Rec | Per | CT | Tapones | | Mat | Faltas | | VAL |
|---------|-----------------|--------|--------|------------|------------|-------------|------|-------|------|---------|-----|----|-----|-----|-----|----|---------|---|-----|--------|----|-----|
| | | | | TIROS DE 2 | TIROS DE 3 | TIR. LIBRES | Tot | Def | Ofe | Fav | Con | Co | | | | | Re | | | | | |
| *4 | REYNES, P. | 31:56 | 8 | 1/6 | 17% | 0/3 | 0% | 6/6 | 100% | 5 | 5 | | 4 | | 4 | | | | 1 | 4 | 7 | |
| 5 | YÁÑEZ, NACHO | 12:11 | | 0/1 | 0% | 0/1 | 0% | | | 3 | 2 | 1 | 1 | | | | | | 3 | -1 | | |
| *7 | MOSS, CHRIS | 31:19 | 14 | 3/11 | 27% | | | 8/10 | 80% | 11 | 4 | 7 | | 1 | 1 | | 2 | 1 | 3 | 7 | 20 | |
| *8 | MIGUEL, ALBERTO | 30:04 | 15 | 1/3 | 33% | 3/7 | 43% | 4/4 | 100% | 3 | 2 | 1 | 1 | 1 | 1 | | | | 3 | 3 | 13 | |
| *9 | KORNEGAY, CHUCK | 27:21 | 9 | 3/7 | 43% | | | 3/6 | 50% | 6 | 4 | 2 | | 2 | 2 | 1 | | 2 | 1 | 4 | 3 | 5 |
| 11 | STIMAC, ANDREJ | 08:41 | 3 | 0/1 | 0% | 1/1 | 100% | | | | | | 1 | | | | | | 1 | | 2 | |
| 14 | LLORENS, JORDI | 09:39 | | 0/2 | 0% | | | 0/2 | 0% | 6 | 2 | 4 | | | | | | | 2 | 2 | 2 | |
| 17 | SABATE, F. | 21:09 | 12 | 2/3 | 67% | 1/1 | 100% | 5/6 | 83% | 1 | 1 | | 3 | 2 | 3 | | 1 | | 5 | 3 | 10 | |
| *19 | STOJIC, MARIO | 24:06 | 12 | 3/5 | 60% | 2/4 | 50% | | | 3 | 3 | | 2 | 2 | 1 | 1 | | | 3 | 2 | 13 | |
| 21 | TORRES, MARC | 00:34 | | | | | | | | | | | | | | | | | | | | |
| 43 | BROWN, ELTON | 03:00 | | 0/1 | 0% | | | | | | | | | | | | | | | | -1 | |
| 50 | KRSTIC, V. | | | | | | | | | | | | | | | | | | | | | |
| | Equipo | | | | | | | | | 1 | | 1 | | | | | | | | | 1 | |
| Totales | | 200:00 | 73 | 13/40 | 33% | 7/17 | 41% | 26/34 | 76% | 39 | 23 | 16 | 12 | 8 | 12 | 2 | 2 | 5 | 1 | 25 | 24 | 71 |

| Dor | NOMBRE | Tiempo | Puntos | VISITANTE | | | | | | Rebotes | | | Asi | Rec | Per | CT | Tapones | | Mat | Faltas | | VAL |
|---------|-----------------|--------|--------|------------|------------|-------------|-----|-------|------|---------|-----|----|-----|-----|-----|----|---------|---|-----|--------|----|-----|
| | | | | TIROS DE 2 | TIROS DE 3 | TIR. LIBRES | Tot | Def | Ofe | Fav | Con | Co | | | | | Re | | | | | |
| 4 | GOLDWIRE, A. | 11:42 | 2 | 1/4 | 25% | 0/2 | 0% | | | 1 | 1 | | 3 | | | | | | 3 | 1 | -1 | |
| *8 | HARRINGTON, J. | 24:38 | 6 | 2/4 | 50% | 0/1 | 0% | 2/2 | 100% | 3 | 3 | | 2 | 1 | 1 | | 4 | 1 | 1 | 4 | 3 | 10 |
| 12 | SKLAVOS, V. | 22:21 | 3 | 0/1 | 0% | 1/4 | 25% | | | 2 | 2 | | | | | | | | 2 | 1 | | |
| *14 | AVDALOVIC, VULE | 28:18 | 19 | 2/4 | 50% | 4/9 | 44% | 3/4 | 75% | 1 | 1 | | 6 | 1 | 2 | | | | 3 | 5 | 19 | |
| 15 | LUENGO, VICTOR | 15:22 | 2 | 1/5 | 20% | 0/1 | 0% | | | 2 | 1 | 1 | 1 | 2 | | 1 | | | | | 2 | |
| *21 | DIKODIS, DIMOS | 32:01 | 27 | 9/10 | 90% | 2/4 | 50% | 3/3 | 100% | 10 | 3 | 7 | | 1 | 2 | | 1 | | 4 | 7 | 35 | |
| 22 | YEBRA, OSCAR | 21:49 | 16 | 1/1 | 100% | 3/4 | 75% | 5/6 | 83% | 4 | 3 | 1 | | 1 | 2 | 1 | | | 1 | 5 | 21 | |
| *24 | GARCÉS, RUBEN | 25:38 | 11 | 5/5 | 100% | | | 1/1 | 100% | 8 | 6 | 2 | | | 3 | | 1 | 1 | 4 | 1 | 14 | |
| 33 | STOYKOV, TODOR | | | | | | | | | | | | | | | | | | | | | |
| *41 | TIMINSKAS, M. | 18:11 | 8 | 1/1 | 100% | 1/3 | 33% | 3/4 | 75% | 3 | 3 | | 2 | 1 | 1 | | | | 3 | 2 | 9 | |
| | Equipo | | | | | | | | | | | | | | | | | | | | | |
| Totales | | 200:00 | 94 | 22/35 | 63% | 11/28 | 39% | 17/20 | 85% | 34 | 23 | 11 | 14 | 7 | 11 | 2 | 5 | 2 | 2 | 24 | 25 | 109 |

Arbitros: AMOROS, REQUENA, PERUGA / Resultados parciales: (23-25), (20-20), (9-19), (21-30)

DKV Joventut - Leche Río

| Dor | NOMBRE | Tiempo | Puntos | LOCAL | | | | | | Rebotes | | | Asi | Rec | Per | CT | Tapones | | Mat | Faltas | | VAL |
|---------|-----------------|--------|--------|------------|------------|-------------|-----|-----|------|---------|-----|----|-----|-----|-----|----|---------|---|-----|--------|----|-----|
| | | | | TIROS DE 2 | TIROS DE 3 | TIR. LIBRES | Tot | Def | Ofe | Fav | Con | Co | | | | | Re | | | | | |
| 4 | HUERTAS, M. | 17:02 | 6 | 3/5 | 60% | 0/3 | 0% | | | 1 | 1 | | 5 | | 2 | | | | | | 5 | |
| *5 | FERNANDEZ, RUDY | 26:39 | 13 | 2/2 | 100% | 3/8 | 38% | | | 3 | 3 | | | 2 | 2 | | | 2 | 3 | 2 | 10 | |
| 6 | BENNETT, ELMER | 17:22 | 8 | 1/1 | 100% | 2/3 | 67% | | | | | | 3 | 1 | 1 | | | | 1 | 1 | 10 | |
| 9 | VAZQUEZ, PACO | 24:57 | 15 | 3/3 | 100% | 3/4 | 75% | | | 1 | 1 | | 2 | 1 | 1 | 1 | | | 2 | 2 | 17 | |
| *11 | BARTON, LUBOS | 21:23 | 9 | 2/4 | 50% | 1/4 | 25% | 2/2 | 100% | 2 | 1 | 1 | 1 | 1 | 1 | | 1 | 1 | 3 | 3 | 6 | |
| *15 | MUMBRU, ALEX | 24:35 | 13 | 3/4 | 75% | 2/6 | 33% | 1/2 | 50% | 5 | 3 | 2 | 1 | 1 | 1 | | | | 3 | 1 | 11 | |
| 20 | FLIS, DMITRY | 17:07 | 2 | 1/4 | 25% | 0/1 | 0% | | | 2 | 1 | 1 | 1 | 1 | 1 | | 1 | 1 | 2 | | -2 | |
| 23 | HOLCOMB, RANDY | 20:08 | 10 | 4/4 | 100% | 0/1 | 0% | 2/3 | 67% | 3 | 1 | 2 | 2 | | | | | 3 | 2 | 3 | 14 | |
| *32 | RUBIO, RICKY | 05:36 | | | | | | | | | | | 1 | | 1 | | | | | | | |
| *51 | BETTS, ANDREW | 25:11 | 10 | 5/7 | 71% | | | 0/1 | 0% | 3 | 3 | | | | 1 | 1 | | | 3 | 2 | 10 | |
| | Equipo | | | | | | | | | 4 | 3 | 1 | | 1 | | | | | | | 5 | |
| Totales | | 200:00 | 86 | 24/34 | 71% | 11/30 | 37% | 5/8 | 63% | 24 | 17 | 7 | 16 | 6 | 10 | 2 | 3 | 2 | 5 | 19 | 14 | 86 |

| Dor | NOMBRE | Tiempo | Puntos | VISITANTE | | | | | | Rebotes | | | Asi | Rec | Per | CT | Tapones | | Mat | Faltas | | VAL |
|---------|-----------------|--------|--------|------------|------------|-------------|-----|-------|-----|---------|-----|----|-----|-----|-----|----|---------|---|-----|--------|----|-----|
| | | | | TIROS DE 2 | TIROS DE 3 | TIR. LIBRES | Tot | Def | Ofe | Fav | Con | Co | | | | | Re | | | | | |
| 4 | RODRIGUEZ, JAVI | 06:11 | 1 | | | 1/2 | 50% | | | | | | | | 1 | | | | | 1 | 1 | -1 |
| 5 | URTASUN, TXEMI | | | | | | | | | | | | | | | | | | | | | |
| *8 | OSTOJIC, DJURO | 30:03 | 2 | 0/4 | 0% | | | 2/6 | 33% | 7 | 5 | 2 | 1 | 2 | 3 | | | 1 | | 3 | 3 | |
| *9 | CARRARETTO, M. | 25:11 | 15 | 3/6 | 50% | 3/4 | 75% | | | 2 | 1 | 1 | | | | | 1 | 1 | 4 | 1 | 10 | |
| 11 | PIEDRAFITA, R. | | | | | | | | | | | | | | | | | | | | | |
| *14 | ALZAMORA, ALF. | 22:47 | 6 | 3/4 | 75% | 0/1 | 0% | | | 2 | 2 | | 1 | | 3 | | | | 2 | 2 | 4 | |
| 17 | MCNAULL, JOE | 21:43 | 2 | 1/3 | 33% | | | | | 4 | 2 | 2 | | | 2 | | 1 | | 4 | | -1 | |
| *32 | BROWN, GERALD | 33:49 | 20 | 7/8 | 88% | 2/3 | 67% | | | 3 | 2 | 1 | 3 | 2 | 4 | 1 | | | | 1 | 23 | |
| *33 | MICKEAL, PETE | 35:00 | 23 | 7/11 | 64% | 0/1 | 0% | 9/11 | 82% | 13 | 11 | 2 | 4 | 2 | 4 | 3 | | 1 | 2 | 8 | 36 | |
| 44 | BOGAVAC, N. | 25:16 | 3 | 0/2 | 0% | 1/3 | 33% | | | | | | 1 | 1 | | | | | 1 | 3 | 3 | |
| | Equipo | | | | | | | | | 2 | | 2 | | | 1 | | | | | | 1 | |
| Totales | | 200:00 | 72 | 21/38 | 55% | 6/12 | 50% | 12/19 | 63% | 33 | 23 | 10 | 10 | 7 | 18 | 4 | 2 | 3 | | 14 | 19 | 78 |

Arbitros: PEREZ PIZARRO, BULTO, ROSADO / Resultados parciales: (18-26), (27-7), (19-17), (22-22)

Adecco Estudiantes - Gran Canaria Grupo Dunas

70-74

| Dor | NOMBRE | Tiempo | Pun tos | LOCAL | | | | Rebotes | | | Asi | Rec | Per | CT | Tapones | | Mat | Faltas | | VAL | |
|-----|-----------------|--------|------------|------------|------------|-------------|-----|---------|------|-----|-----|-----|-----|----|---------|----|-----|--------|----|-----|----|
| | | | | TIROS DE 2 | TIROS DE 3 | TIR. LIBRES | Tot | Def | Ofe | Fav | | | | | Con | Co | | Re | | | |
| 8 | MISO, ANDRES | 10:54 | 1 | 0/1 | 0% | 0/1 | 0% | 1/2 | 50% | 2 | | 2 | 1 | 1 | 1 | | | 1 | 1 | 1 | |
| 9 | BUENO, ANTONIO | 06:10 | | 0/1 | 0% | | | 0/2 | 0% | 1 | 1 | | | | | | | 2 | 1 | -3 | |
| *10 | JIMENEZ, CARLOS | 33:15 | 8 | 2/5 | 40% | 0/1 | 0% | 4/6 | 67% | 6 | 5 | 1 | 1 | 2 | 6 | 1 | 1 | 2 | 1 | 10 | |
| *11 | RODRIGUEZ, S. | 27:45 | 7 | 2/2 | 100% | 0/2 | 0% | 3/6 | 50% | 3 | 3 | | 5 | 2 | 5 | 1 | | 3 | 3 | 7 | |
| 13 | AZOFRA, NACHO | 12:15 | 2 | 1/2 | 50% | | | | | 1 | 1 | | 3 | 3 | 2 | | | 2 | 2 | 6 | |
| *14 | JASEN, HERNAN | 28:43 | 13 | 5/8 | 63% | 1/3 | 33% | | | 4 | 2 | 2 | 1 | 3 | 4 | 1 | 1 | 5 | 3 | 11 | |
| *15 | ITURBE, IKER | 34:30 | 16 | 1/2 | 50% | 4/8 | 50% | 2/2 | 100% | 3 | 2 | 1 | | 1 | | | 3 | 3 | 15 | | |
| 20 | CLARK, D. | | | | | | | | | | | | | | | | | | | | |
| 22 | MENDIBURU, J. | 08:02 | | | | 0/1 | 0% | | | 2 | 1 | 1 | | | 2 | | | 2 | | -3 | |
| 31 | TORRES, CAIO | 03:19 | 2 | 1/1 | 100% | | | | | | | | | | | | | | | 2 | |
| *45 | MCDONALD, W. | 29:14 | 19 | 7/11 | 64% | | | 5/8 | 63% | 4 | 1 | 3 | | 2 | | | 2 | 3 | 5 | 20 | |
| 51 | SUAREZ, CARLOS | 05:53 | 2 | | | | | 2/2 | 100% | 2 | 2 | | 1 | | 2 | | | | 3 | 6 | |
| | Equipo | | | | | | | 2 | | 2 | 1 | 1 | | | | | | | | 2 | |
| | Totales | 200:00 | 70 | 19/33 | 58% | 5/16 | 31% | 17/28 | 61% | 30 | 19 | 11 | 12 | 14 | 22 | 3 | 1 | 4 | 21 | 26 | 74 |

| Dor | NOMBRE | Tiempo | Pun tos | VISITANTE | | | | Rebotes | | | Asi | Rec | Per | CT | Tapones | | Mat | Faltas | | VAL | |
|-----|-----------------|--------|------------|------------|------------|-------------|------|---------|------|-----|-----|-----|-----|----|---------|----|-----|--------|----|-----|----|
| | | | | TIROS DE 2 | TIROS DE 3 | TIR. LIBRES | Tot | Def | Ofe | Fav | | | | | Con | Co | | Re | | | |
| 5 | KLEIN, JASON | 13:40 | 2 | 1/1 | 100% | 0/3 | 0% | | | 2 | 1 | 1 | | 2 | | | | 3 | | | |
| *7 | SAVANE, SITAPHA | 28:08 | 8 | 4/4 | 100% | | | 0/1 | 0% | 2 | 2 | | 2 | 3 | 6 | | | 4 | 2 | 6 | |
| *8 | WINSTON, K. | 11:48 | | 0/1 | 0% | 0/3 | 0% | | | 3 | 2 | 1 | | 2 | | | 1 | | -4 | | |
| 10 | BURGOS, RUBEN | | | | | | | | | | | | | | | | | | | | |
| 11 | GUERRA, ROBERTO | 28:17 | 7 | 2/4 | 50% | 0/2 | 0% | 3/4 | 75% | | | | 2 | 4 | 2 | | | 2 | 5 | 9 | |
| *13 | NORRIS, MARCUS | 18:32 | 5 | | | 1/4 | 25% | 2/3 | 67% | 5 | 4 | 1 | | 2 | 4 | | | 1 | 2 | 5 | |
| *20 | MORAN, JIM | 26:20 | 12 | 1/3 | 33% | 2/4 | 50% | 4/5 | 80% | 2 | 2 | | 5 | | 1 | | | 1 | 2 | 14 | |
| 22 | MARTINEZ, G. | 21:33 | 16 | 3/6 | 50% | 3/3 | 100% | 1/1 | 100% | | | | 1 | | 1 | | | 3 | 4 | 14 | |
| 25 | BALDO, VICTOR | 19:31 | 8 | 2/3 | 67% | 0/1 | 0% | 4/4 | 100% | 5 | 3 | 2 | 1 | 2 | 3 | | | 4 | 2 | 9 | |
| *30 | SHAW, CASEY | 13:12 | 4 | 2/3 | 67% | | | | | 2 | 1 | 1 | | 1 | | | 1 | 3 | 1 | 4 | |
| 31 | WILLIAMS, H. | 18:59 | 12 | 2/5 | 40% | 2/3 | 67% | 2/4 | 50% | 4 | 3 | 1 | 1 | 3 | | | 4 | 3 | 6 | | |
| | Equipo | | | | | | | | | 3 | 1 | 2 | | | | | | | | 3 | |
| | Totales | 200:00 | 74 | 17/30 | 57% | 8/23 | 35% | 16/22 | 73% | 28 | 19 | 9 | 12 | 14 | 22 | | 1 | 1 | 26 | 21 | 66 |

Arbitros: PEREZ PEREZ, REDONDO, CORTES / Resultados parciales: (20-21), (8-20), (24-12), (18-21)

Caja San Fernando - C.B. Granada

80-72

| Dor | NOMBRE | Tiempo | Pun tos | LOCAL | | | | Rebotes | | | Asi | Rec | Per | CT | Tapones | | Mat | Faltas | | VAL | |
|-----|------------------|--------|------------|------------|------------|-------------|------|---------|------|-----|-----|-----|-----|----|---------|----|-----|--------|----|-----|----|
| | | | | TIROS DE 2 | TIROS DE 3 | TIR. LIBRES | Tot | Def | Ofe | Fav | | | | | Con | Co | | Re | | | |
| *5 | CAZORLA, CARLOS | 36:57 | 8 | 1/4 | 25% | 2/2 | 100% | | | 6 | 5 | 1 | | 1 | 1 | | | 4 | 2 | 9 | |
| 6 | MARCO, CARLES | 21:02 | 11 | 1/2 | 50% | 1/2 | 50% | 6/6 | 100% | 1 | 1 | | 5 | 1 | 1 | | | 2 | 3 | 16 | |
| 7 | PHILLIP, DARREN | 11:35 | 9 | 4/5 | 80% | 0/1 | 0% | 1/1 | 100% | | | | | | | | | 1 | 4 | 10 | |
| *8 | CHERRY, CARLOS | 18:58 | 8 | 1/4 | 25% | 2/3 | 67% | | | 1 | 1 | | 1 | 1 | 2 | | 1 | 4 | 3 | 3 | |
| 9 | PEREZ, RAUL | 00:27 | 2 | | | | | 2/2 | 100% | | | | | | | | | | 1 | 3 | |
| *10 | LONGIN, BRANIMIR | 09:26 | 5 | 1/2 | 50% | 1/2 | 50% | | | 2 | | 2 | | 1 | | | | 2 | | 4 | |
| *13 | ANSTEY, CHRIS | 14:48 | 2 | 1/4 | 25% | 0/2 | 0% | | | 5 | 3 | 2 | | 2 | 2 | 1 | | 5 | 1 | 1 | |
| 14 | SLANINA, D. | 33:10 | 14 | 3/4 | 75% | 1/5 | 20% | 5/6 | 83% | 3 | 3 | | | 2 | 2 | 1 | 1 | 1 | 5 | 15 | |
| 15 | GIANNOULIS, I. | 21:34 | 7 | 3/6 | 50% | | | 1/1 | 100% | 8 | 5 | 3 | 2 | 1 | | | 1 | 4 | 1 | 13 | |
| *23 | ROE, LOU | 32:03 | 14 | 3/8 | 38% | 0/1 | 0% | 8/9 | 89% | 7 | 6 | 1 | 3 | 1 | 3 | | 1 | 1 | 5 | 20 | |
| | Equipo | | | | | | | | | | | | | | 1 | | | | | -1 | |
| | Totales | 200:00 | 80 | 18/39 | 46% | 7/18 | 39% | 23/25 | 92% | 33 | 24 | 9 | 11 | 10 | 10 | 1 | 4 | 2 | 24 | 25 | 93 |

| Dor | NOMBRE | Tiempo | Pun tos | VISITANTE | | | | Rebotes | | | Asi | Rec | Per | CT | Tapones | | Mat | Faltas | | VAL | |
|-----|-----------------|--------|------------|------------|------------|-------------|-----|---------|------|-----|-----|-----|-----|----|---------|----|-----|--------|----|-----|----|
| | | | | TIROS DE 2 | TIROS DE 3 | TIR. LIBRES | Tot | Def | Ofe | Fav | | | | | Con | Co | | Re | | | |
| 4 | GUTIERREZ, J. | 05:39 | 2 | 0/1 | 0% | 0/1 | 0% | 2/2 | 100% | | | | | | | | | 3 | 1 | -2 | |
| *8 | FERNANDEZ, J. | 33:28 | 15 | 3/4 | 75% | 2/3 | 67% | 3/6 | 50% | 7 | 4 | 3 | 1 | 2 | 2 | | | 2 | 4 | 20 | |
| 9 | SANMARTIN, C. | 34:50 | 10 | 1/2 | 50% | 2/4 | 50% | 2/2 | 100% | 3 | 3 | | 1 | 3 | 1 | 1 | | 3 | 1 | 12 | |
| *10 | GIANELLA, N. | 26:27 | 4 | 2/4 | 50% | 0/1 | 0% | | | 1 | 1 | | 6 | | 2 | | 1 | 5 | 3 | 3 | |
| *11 | ORDIN, NACHO | 25:42 | 4 | 0/2 | 0% | 1/4 | 25% | 1/2 | 50% | 1 | 1 | | 2 | | 3 | | 1 | 5 | 3 | -5 | |
| 12 | PARAISO, J.A. | | | | | | | | | | | | | | | | | | | | |
| 14 | JASEN, J. | | | | | | | | | | | | | | | | | | | | |
| 15 | ORFILA, JAN | | | | | | | | | | | | | | | | | | | | |
| *22 | GABINI, ROBERTO | 35:58 | 19 | 5/11 | 45% | 3/7 | 43% | | | 5 | 3 | 2 | | 1 | 3 | | 1 | 4 | 1 | 8 | |
| *24 | BORCHARDT, C. | 37:29 | 18 | 4/7 | 57% | | | 10/14 | 71% | 8 | 6 | 2 | 2 | 1 | 1 | | 1 | 3 | 11 | 29 | |
| 55 | SANCHEZ, G. | 00:27 | | | | | | | | | | | | | | | | | | | |
| | Equipo | | | | | | | | | 2 | 1 | 1 | | 1 | | | | | | 3 | |
| | Totales | 200:00 | 72 | 15/31 | 48% | 8/20 | 40% | 18/26 | 69% | 27 | 19 | 8 | 12 | 8 | 12 | | 2 | 4 | 25 | 24 | 68 |

Arbitros: MITJANA, MURGUI, GARCIA LEAL / Resultados parciales: (14-14), (27-26), (18-10), (21-22)

Unicaja - Real Madrid

| Dor | NOMBRE | Tiempo | Puntos | LOCAL | | | | Rebotes | | | Asi | Rec | Per | CT | Taponos | | Mat | Faltas | | VAL | | |
|---------|-----------------|--------|--------|------------|------------|-------------|-----|---------|------|-----|-----|-----|-----|----|---------|----|-----|--------|---|-----|----|-----|
| | | | | TIROS DE 2 | TIROS DE 3 | TIR. LIBRES | Tot | Def | Ofe | Fav | | | | | Con | Co | | Re | | | | |
| *4 | S-NCHEZ, PEPE | 35:31 | 19 | 3/4 | 75% | 2/4 | 50% | 7/9 | 78% | 7 | 7 | | 9 | 2 | 4 | | | 2 | 6 | 32 | | |
| 5 | RODRIGUEZ, B. | 18:23 | 11 | 4/4 | 100% | 1/3 | 33% | | | | | | 4 | | 2 | 1 | | 2 | | 9 | | |
| 6 | RISACHER, S. | 09:24 | | 0/1 | 0% | 0/1 | 0% | | | 2 | 2 | | 1 | 1 | 1 | | 1 | | | | | |
| 7 | SANCHEZ, A. | | | | | | | | | | | | | | | | | | | | | |
| 8 | LAZARO, JESUS | | | | | | | | | | | | | | | | | | | | | |
| 9 | NICEVIC, SANDRO | 21:46 | 11 | 4/6 | 67% | | | 3/4 | 75% | 1 | 1 | | 2 | 1 | | | 1 | 1 | 3 | 14 | | |
| 10 | CABEZAS, CARLOS | 04:42 | 2 | 1/1 | 100% | | | | | | | | | | 2 | 1 | | | | | | |
| 11 | PIETRUS, F. | 08:26 | | | | | | | | | | | | | | | | 5 | | -5 | | |
| *12 | HERRMANN, W. | 30:05 | 14 | 0/5 | 0% | 4/6 | 67% | 2/2 | 100% | 6 | 4 | 2 | 1 | 2 | | | | | 3 | 19 | | |
| *15 | GARBAJOSA, J. | 34:29 | 7 | 1/3 | 33% | 1/4 | 25% | 2/4 | 50% | 6 | 6 | | | 3 | 1 | | 1 | 2 | 4 | 11 | | |
| *25 | SANTIAGO, D. | 14:21 | 5 | 2/4 | 50% | 0/1 | 0% | 1/1 | 100% | 1 | 1 | | 1 | 2 | 1 | | 1 | 5 | 2 | 2 | | |
| *41 | BROWN, MARCUS | 22:53 | 15 | 4/6 | 67% | 0/4 | 0% | 7/8 | 88% | 1 | 1 | | 3 | 1 | | 1 | | 3 | 6 | 16 | | |
| | Equipo | | | | | | | | | 2 | 1 | 1 | | | | | | 1 | 1 | 2 | | |
| Totales | | 200:00 | 84 | 19/34 | 56% | 8/23 | 35% | 22/28 | 79% | 26 | 23 | 3 | 21 | 12 | 11 | 3 | 2 | 2 | 2 | 21 | 25 | 100 |

| Dor | NOMBRE | Tiempo | Puntos | VISITANTE | | | | Rebotes | | | Asi | Rec | Per | CT | Taponos | | Mat | Faltas | | VAL | | |
|---------|------------------|--------|--------|------------|------------|-------------|------|---------|------|-----|-----|-----|-----|----|---------|----|-----|--------|---|-----|----|----|
| | | | | TIROS DE 2 | TIROS DE 3 | TIR. LIBRES | Tot | Def | Ofe | Fav | | | | | Con | Co | | Re | | | | |
| *4 | HAMILTON, V. | 18:23 | 6 | 3/4 | 75% | | | 5 | 5 | | | | 3 | 3 | 1 | 1 | 1 | 5 | 2 | 8 | | |
| *5 | SONKO, MOUS | 19:32 | | 0/1 | 0% | | | 1 | 1 | | 2 | | 1 | 1 | | | | 1 | 1 | -1 | | |
| *6 | FISHER, JOSH | 10:30 | 8 | 2/2 | 100% | 1/1 | 100% | 1/2 | 50% | | 1 | | 2 | 1 | | | 1 | 2 | 1 | 5 | | |
| 8 | RAKOCEVIC, IGOR | 28:15 | 15 | 4/7 | 57% | 1/4 | 25% | 4/4 | 100% | 2 | 1 | 1 | 6 | 1 | 3 | | 1 | 1 | 4 | 17 | | |
| 9 | REYES, FELIPE | 29:39 | 15 | 5/9 | 56% | | | 5/6 | 83% | 6 | 6 | | 1 | 1 | 2 | | 1 | 2 | 4 | 20 | | |
| 13 | GARCIA, HECTOR | | | | | | | | | | | | | | | | | | | | | |
| 15 | GELABALE, M. | 17:19 | 2 | 1/1 | 100% | 0/1 | 0% | | | 3 | 3 | | | | 1 | | | 2 | | 1 | | |
| 16 | HDEZ-SONSECA, E. | 10:26 | 10 | 2/2 | 100% | 2/2 | 100% | | | 2 | 1 | 1 | | | 1 | | | 2 | | 9 | | |
| *17 | HERVELLE, AXEL | 21:07 | 5 | 1/1 | 100% | 1/5 | 20% | | | 5 | 3 | 2 | 1 | | | | | 1 | | 6 | | |
| *22 | BULLOCK, LOUIS | 28:27 | 11 | 0/5 | 0% | 2/5 | 40% | 5/5 | 100% | | | | 1 | 2 | 2 | | | 4 | 4 | 4 | | |
| 25 | SCALES, ALEX | 16:22 | 5 | 1/6 | 17% | | | 3/4 | 75% | 4 | 3 | 1 | 1 | 1 | 3 | | | 1 | 3 | 2 | 1 | |
| | Equipo | | | | | | | 5 | 2 | 3 | | | | | | | | 1 | 3 | 1 | 6 | |
| Totales | | 200:00 | 77 | 19/38 | 50% | 7/18 | 39% | 18/21 | 86% | 33 | 25 | 8 | 13 | 8 | 18 | 2 | 2 | 2 | 5 | 25 | 21 | 76 |

Arbitros: GARCIA ORTIZ, GUIRAO, ORTEGA / Resultados parciales: (18-13), (19-21), (20-20), (27-23)



SERVICIO DE ESTADISTICAS ACB

ADECCO ESTUDIANTES

Estadísticas acumuladas hasta la Jornada 30

TOTALES

| | Par jug | Min | | Puntos | | Tiros de 3 | | | Tiros de 2 | | | Tiros libres | | | Rebotes | | | Asi | Balones | | Tapones | | Faltas | | | |
|------------------|---------|------|----|--------|-----|------------|-----|------|------------|------|-----|--------------|-----|------|---------|-----|------|-----|---------|-----|---------|-----|--------|-----|-----|------|
| | | jug | 5i | Tot | Max | Con | Int | % | Con | Int | % | Con | Int | % | Ofe | Def | Tot | efe | Rec | Per | Fav | Con | Mat | Com | Rec | Val |
| Jiménez, Carlos | 27 | 859 | 26 | 295 | | 13 | 46 | 28% | 71 | 134 | 53% | 114 | 148 | 77% | 50 | 157 | 207 | 71 | 40 | 45 | 6 | 10 | 8 | 71 | 137 | 500 |
| Jasen, Hernán | 30 | 791 | 24 | 371 | | 25 | 99 | 25% | 102 | 214 | 48% | 92 | 130 | 71% | 56 | 119 | 175 | 52 | 47 | 57 | 6 | 17 | 8 | 102 | 122 | 373 |
| McDonald, w. | 30 | 791 | 28 | 490 | | 4 | 16 | 25% | 193 | 342 | 56% | 92 | 139 | 66% | 73 | 94 | 167 | 13 | 28 | 77 | 24 | 16 | 34 | 100 | 116 | 437 |
| Iturbe, Iker | 28 | 756 | 21 | 303 | | 66 | 157 | 42% | 30 | 53 | 57% | 45 | 47 | 96% | 10 | 52 | 62 | 43 | 36 | 28 | 2 | 4 | 0 | 83 | 56 | 271 |
| Rodríguez, S. | 30 | 681 | 12 | 255 | | 16 | 60 | 27% | 84 | 164 | 51% | 39 | 57 | 68% | 17 | 49 | 66 | 135 | 35 | 94 | 2 | 10 | 0 | 71 | 65 | 241 |
| Azofra, Nacho | 29 | 474 | 17 | 120 | | 24 | 68 | 35% | 9 | 29 | 31% | 30 | 39 | 77% | 11 | 30 | 41 | 90 | 21 | 37 | 0 | 3 | 0 | 81 | 35 | 113 |
| Bueno, Antonio | 29 | 436 | 7 | 204 | | 0 | 3 | 0% | 90 | 161 | 56% | 24 | 40 | 60% | 36 | 45 | 81 | 9 | 12 | 24 | 9 | 3 | 13 | 62 | 43 | 179 |
| Suárez, Carlos | 26 | 434 | 8 | 150 | | 9 | 51 | 18% | 47 | 83 | 57% | 29 | 49 | 59% | 43 | 45 | 88 | 14 | 14 | 24 | 1 | 7 | 2 | 32 | 49 | 155 |
| Miso, Andrés | 19 | 273 | 4 | 82 | | 11 | 35 | 31% | 18 | 41 | 44% | 13 | 22 | 59% | 9 | 13 | 22 | 19 | 13 | 7 | 1 | 6 | 0 | 41 | 22 | 49 |
| Mendiburu, J. | 21 | 259 | 0 | 82 | | 11 | 26 | 42% | 18 | 37 | 49% | 13 | 18 | 72% | 6 | 19 | 25 | 25 | 15 | 16 | 0 | 2 | 0 | 23 | 21 | 88 |
| Torres, Caio | 4 | 42 | 1 | 19 | | 1 | 1 | 100% | 7 | 16 | 44% | 2 | 2 | 100% | 5 | 3 | 8 | 1 | 1 | 2 | 0 | 2 | 0 | 5 | 4 | 15 |
| B Vidaurreta, R. | 19 | 206 | 2 | 57 | | 0 | 1 | 0% | 20 | 39 | 51% | 17 | 24 | 71% | 14 | 22 | 36 | 11 | 8 | 15 | 2 | 4 | 3 | 30 | 28 | 66 |
| Datos de Equipo | 30 | | | 0 | | 0 | 0 | | 0 | 0 | | 0 | 0 | | 42 | 31 | 73 | 0 | 13 | 12 | 0 | 0 | 0 | 2 | 8 | 80 |
| Totales | | 6000 | | 2428 | | 180 | 563 | 32% | 689 | 1313 | 52% | 510 | 715 | 71% | 372 | 679 | 1051 | 483 | 283 | 438 | 53 | 84 | 68 | 703 | 706 | 2567 |

PROMEDIOS

| | Par jug | Min | | Puntos | | Tiros de 3 | | | Tiros de 2 | | | Tiros libres | | | Rebotes | | | Asi | Balones | | Tapones | | Faltas | | | |
|------------------|---------|-----|----|--------|-----|------------|------|------|------------|------|-----|--------------|------|------|---------|------|-----|------|---------|------|---------|-----|--------|------|------|------|
| | | jug | 5i | Tot | Max | Con | Int | % | Con | Int | % | Con | Int | % | Ofe | Def | Tot | efe | Rec | Per | Fav | Con | Mat | Com | Rec | Val |
| Jiménez, Carlos | 27 | 32 | 26 | 10.9 | | 0.5 | 1.7 | 28% | 2.6 | 5.5 | 53% | 4.2 | 5.5 | 77% | 1.9 | 5.8 | 7.7 | 2.6 | 1.5 | 1.7 | 0.2 | 0.4 | 0.3 | 2.6 | 5.1 | 18.5 |
| Jasen, Hernán | 30 | 26 | 24 | 12.4 | | 0.8 | 3.3 | 25% | 3.4 | 7.1 | 48% | 3.1 | 4.3 | 71% | 1.9 | 4 | 5.8 | 1.7 | 1.6 | 1.9 | 0.2 | 0.6 | 0.3 | 3.4 | 4.1 | 12.4 |
| McDonald, w. | 30 | 26 | 28 | 16.3 | | 0.1 | 0.5 | 25% | 6.4 | 11.4 | 56% | 3.1 | 4.6 | 66% | 2.4 | 3.1 | 5.6 | 0.4 | 0.9 | 2.6 | 0.8 | 0.5 | 1.1 | 3.3 | 3.9 | 14.6 |
| Iturbe, Iker | 28 | 27 | 21 | 10.8 | | 2.4 | 5.6 | 42% | 1.1 | 1.9 | 57% | 1.6 | 1.7 | 96% | 0.4 | 1.9 | 2.2 | 1.5 | 1.3 | 1 | 0.1 | 0.1 | 0 | 3 | 2 | 9.7 |
| Rodríguez, S. | 30 | 23 | 12 | 8.5 | | 0.5 | 2 | 27% | 2.8 | 5.5 | 51% | 1.3 | 1.9 | 68% | 0.6 | 1.6 | 2.2 | 4.5 | 1.2 | 3.1 | 0.1 | 0.3 | 0 | 2.4 | 2.2 | 8 |
| Azofra, Nacho | 29 | 16 | 17 | 4.1 | | 0.8 | 2.3 | 35% | 0.3 | 1 | 31% | 1 | 1.3 | 77% | 0.4 | 1 | 1.4 | 3.1 | 0.7 | 1.3 | 0 | 0.1 | 0 | 2.8 | 1.2 | 3.9 |
| Bueno, Antonio | 29 | 15 | 7 | 7 | | 0 | 0.1 | 0% | 3.1 | 5.6 | 56% | 0.8 | 1.4 | 60% | 1.2 | 1.6 | 2.8 | 0.3 | 0.4 | 0.8 | 0.3 | 0.1 | 0.4 | 2.1 | 1.5 | 6.2 |
| Suárez, Carlos | 26 | 17 | 8 | 5.8 | | 0.3 | 2 | 18% | 1.8 | 3.2 | 57% | 1.1 | 1.9 | 59% | 1.7 | 1.7 | 3.4 | 0.5 | 0.5 | 0.9 | 0 | 0.3 | 0.1 | 1.2 | 1.9 | 6 |
| Miso, Andrés | 19 | 14 | 4 | 4.3 | | 0.6 | 1.8 | 31% | 0.9 | 2.2 | 44% | 0.7 | 1.2 | 59% | 0.5 | 0.7 | 1.2 | 1 | 0.7 | 0.4 | 0.1 | 0.3 | 0 | 2.2 | 1.2 | 2.6 |
| Mendiburu, J. | 21 | 12 | 0 | 3.9 | | 0.5 | 1.2 | 42% | 0.9 | 1.8 | 49% | 0.6 | 0.9 | 72% | 0.3 | 0.9 | 1.2 | 1.2 | 0.7 | 0.8 | 0 | 0.1 | 0 | 1.1 | 1 | 4.2 |
| Torres, Caio | 4 | 11 | 1 | 4.8 | | 0.3 | 0.3 | 100% | 1.8 | 4 | 44% | 0.5 | 0.5 | 100% | 1.3 | 0.8 | 2 | 0.3 | 0.3 | 0.5 | 0 | 0.5 | 0 | 1.3 | 1 | 3.8 |
| B Vidaurreta, R. | 19 | 11 | 2 | 3 | | 0 | 0.1 | 0% | 1.1 | 2.1 | 51% | 0.9 | 1.3 | 71% | 0.7 | 1.2 | 1.9 | 0.6 | 0.4 | 0.8 | 0.1 | 0.2 | 0.2 | 1.6 | 1.5 | 3.5 |
| Datos de Equipo | 30 | | | | | | | | | | | | | | 1.4 | 1 | 2.4 | | 0.4 | 0.4 | | | | 0.1 | 0.3 | 2.7 |
| Totales | | 200 | | 80.9 | | 6 | 18.8 | 32% | 23 | 43.8 | 52% | 17 | 23.8 | 71% | 12.4 | 22.6 | 35 | 16.1 | 9.4 | 14.6 | 1.8 | 2.8 | 2.3 | 3.23 | 4.23 | 5.85 |

AKASVAYU GIRONA

Estadísticas acumuladas hasta la Jornada 30

TOTALES

| | Par jug | Min | | Puntos | | Tiros de 3 | | | Tiros de 2 | | | Tiros libres | | | Rebotes | | | Asi | Balones | | Tapones | | Faltas | | | |
|-----------------|---------|------|----|--------|-----|------------|-----|-----|------------|------|-----|--------------|-----|------|---------|-----|-----|-----|---------|-----|---------|-----|--------|-----|-----|------|
| | | jug | 5i | Tot | Max | Con | Int | % | Con | Int | % | Con | Int | % | Ofe | Def | Tot | efe | Rec | Per | Fav | Con | Mat | Com | Rec | Val |
| Thompson, Kevin | 29 | 712 | 19 | 250 | | 0 | 1 | 0% | 94 | 166 | 57% | 62 | 91 | 68% | 83 | 86 | 169 | 39 | 12 | 53 | 24 | 11 | 4 | 63 | 96 | 361 |
| López, Raúl | 29 | 680 | 13 | 291 | | 34 | 74 | 46% | 66 | 117 | 56% | 57 | 74 | 77% | 10 | 35 | 45 | 81 | 38 | 59 | 0 | 2 | 0 | 88 | 90 | 288 |
| Myers, Terrell | 30 | 664 | 6 | 340 | | 57 | 132 | 43% | 52 | 128 | 41% | 65 | 81 | 80% | 6 | 37 | 43 | 44 | 20 | 56 | 0 | 11 | 0 | 84 | 81 | 210 |
| McDonald, A. | 29 | 662 | 18 | 287 | | 39 | 93 | 42% | 61 | 107 | 57% | 48 | 54 | 89% | 17 | 40 | 57 | 85 | 23 | 59 | 1 | 4 | 0 | 70 | 67 | 281 |
| Vázquez, Fran | 30 | 661 | 19 | 250 | | 8 | 26 | 31% | 94 | 175 | 54% | 38 | 57 | 67% | 34 | 102 | 136 | 23 | 29 | 30 | 43 | 6 | 31 | 84 | 68 | 311 |
| Salenga, D. | 30 | 626 | 23 | 193 | | 19 | 48 | 40% | 54 | 93 | 58% | 28 | 38 | 74% | 19 | 41 | 60 | 37 | 24 | 25 | 4 | 8 | 9 | 45 | 39 | 201 |
| Gabriel, Germán | 30 | 593 | 12 | 271 | | 39 | 91 | 43% | 53 | 113 | 47% | 48 | 63 | 76% | 18 | 94 | 112 | 34 | 28 | 39 | 1 | 4 | 0 | 73 | 82 | 285 |
| Kammerichs, F. | 28 | 517 | 23 | 174 | | 19 | 55 | 35% | 47 | 88 | 53% | 23 | 46 | 50% | 30 | 96 | 126 | 22 | 24 | 26 | 28 | 6 | 7 | 66 | 46 | 222 |
| Dueñas, Roberto | 24 | 356 | 10 | 130 | | 0 | 0 | | 58 | 124 | 47% | 14 | 29 | 48% | 38 | 64 | 102 | 16 | 9 | 24 | 8 | 2 | 3 | 44 | 27 | 141 |
| Udrih, Samo | 22 | 310 | 7 | 149 | | 20 | 48 | 42% | 34 | 54 | 63% | 21 | 23 | 91% | 8 | 13 | 21 | 20 | 11 | 20 | 1 | 4 | 0 | 68 | 30 | 90 |
| Espinosa, Toni | 7 | 35 | 0 | 8 | | 0 | 0 | | 3 | 6 | 50% | 2 | 2 | 100% | 1 | 3 | 4 | 0 | 2 | 1 | 0 | 1 | 0 | 6 | 1 | 4 |
| Carter, Maurice | 1 | 19 | 0 | 10 | | 2 | 4 | 50% | 1 | 2 | 50% | 2 | 2 | 100% | 0 | 3 | 3 | 0 | 1 | 1 | 0 | 1 | 0 | 0 | 3 | 12 |
| B Gloger, S. | 14 | 165 | 0 | 67 | | 10 | 20 | 50% | 13 | 33 | 39% | 11 | 20 | 55% | 7 | 13 | 20 | 4 | 7 | 9 | 0 | 6 | 0 | 19 | 16 | 41 |
| Datos de Equipo | 30 | | | 0 | | 0 | 0 | | 0 | 0 | | 0 | 0 | | 30 | 53 | 83 | 0 | 17 | 5 | 0 | 0 | 0 | 0 | 3 | 98 |
| Totales | | 6000 | | 2420 | | 247 | 592 | 42% | 630 | 1206 | 52% | 419 | 580 | 72% | 301 | 680 | 981 | 405 | 245 | 407 | 110 | 66 | 54 | 710 | 649 | 2545 |

PROMEDIOS

| | Par jug | Min | | Puntos | | Tiros de 3 | | | Tiros de 2 | | | Tiros libres | | | Rebotes | | | Asi | Balones | | Tapones | | Faltas | | | |
|-----------------|---------|-----|----|--------|-----|------------|-----|-----|------------|-----|-----|--------------|-----|-----|---------|-----|-----|-----|---------|-----|---------|-----|--------|-----|-----|------|
| | | jug | 5i | Tot | Max | Con | Int | % | Con | Int | % | Con | Int | % | Ofe | Def | Tot | efe | Rec | Per | Fav | Con | Mat | Com | Rec | Val |
| Thompson, Kevin | 29 | 25 | 19 | 8.6 | | 0 | 0 | | 3.2 | 5.7 | 57% | 2.1 | 3.1 | 68% | 2.9 | 3 | 5.8 | 1.3 | 0.4 | 1.8 | 0.8 | 0.4 | 0.1 | 2.2 | 3.3 | 12.4 |
| López, Raúl | 29 | 23 | 13 | 10 | | 1.2 | 2.6 | 46% | 2.3 | 4 | 56% | 2 | 2.6 | 77% | 0.3 | 1.2 | 1.6 | 2.8 | 1.3 | 2 | 0 | 0.1 | 0 | 3 | 3.1 | 9.9 |
| Myers, Terrell | 30 | 22 | 6 | 11.3 | | 1.9 | 4.4 | 43% | 1.7 | 4.3 | 41% | 2.2 | 2.7 | 80% | 0.2 | 1.2 | 1.4 | 1.5 | 0.7 | 1.9 | 0 | 0.4 | 0 | 2.8 | 2.7 | 7 |
| McDonald, A. | 29 | 23 | 18 | 9.9 | | 1.3 | 3.2 | 42% | 2.1 | 3.7 | 57% | 1.7 | 1.9 | 89% | 0.6 | 1.4 | 2 | 2.9 | 0.8 | | | | | | | |

SERVICIO DE ESTADISTICAS ACB

ALTA GESTIÓN FUENLABRADA

Estadísticas acumuladas hasta la Jornada 30

TOTALES

| | Par jug | Min jug | 5i | Puntos | | Tiros de 3 | | | Tiros de 2 | | | Tiros libres | | | Rebotes | | | Asi efe | Balones | | Taponos | | | Faltas | | Val |
|-----------------|---------|---------|----|--------|-----|------------|-----|-----|------------|------|-----|--------------|-----|-----|---------|-----|-----|---------|---------|-----|---------|-----|-----|--------|-----|------|
| | | | | Tot | Max | Con | Int | % | Con | Int | % | Con | Int | % | Ofe | Def | Tot | | efe | Rec | Per | Fav | Con | Mat | Com | |
| Solana, F. | 30 | 831 | 30 | 293 | | 28 | 72 | 39% | 57 | 107 | 53% | 95 | 108 | 88% | 8 | 73 | 81 | 96 | 41 | 75 | 1 | 11 | 0 | 99 | 128 | 348 |
| Wideman, Tom | 30 | 739 | 30 | 297 | | 0 | 1 | 0% | 110 | 197 | 56% | 77 | 126 | 61% | 76 | 110 | 186 | 24 | 23 | 49 | 20 | 13 | 6 | 93 | 121 | 379 |
| Guardia, Salva | 30 | 721 | 5 | 306 | | 16 | 47 | 34% | 90 | 154 | 58% | 78 | 109 | 72% | 72 | 93 | 165 | 21 | 16 | 43 | 11 | 15 | 4 | 84 | 100 | 351 |
| López, Ferran | 29 | 670 | 29 | 178 | | 32 | 104 | 31% | 33 | 82 | 40% | 16 | 22 | 73% | 9 | 55 | 64 | 75 | 20 | 44 | 1 | 3 | 0 | 57 | 29 | 136 |
| Strong, Danny | 29 | 643 | 28 | 251 | | 48 | 134 | 36% | 42 | 106 | 40% | 23 | 25 | 92% | 6 | 64 | 70 | 19 | 25 | 21 | 1 | 1 | 0 | 78 | 25 | 139 |
| Vitols, Aigars | 30 | 612 | 0 | 190 | | 28 | 65 | 43% | 40 | 71 | 56% | 26 | 30 | 87% | 11 | 43 | 54 | 33 | 15 | 27 | 0 | 3 | 0 | 86 | 30 | 134 |
| Sánchez, Sergio | 30 | 561 | 1 | 318 | | 29 | 75 | 39% | 58 | 119 | 49% | 115 | 134 | 86% | 8 | 45 | 53 | 69 | 17 | 62 | 4 | 16 | 0 | 42 | 132 | 347 |
| García, Jorge | 28 | 393 | 0 | 160 | | 37 | 87 | 43% | 17 | 34 | 50% | 15 | 18 | 83% | 11 | 38 | 49 | 17 | 11 | 22 | 4 | 3 | 0 | 61 | 21 | 106 |
| Blanco, Saúl | 25 | 285 | 2 | 91 | | 5 | 13 | 38% | 31 | 56 | 55% | 14 | 21 | 67% | 16 | 30 | 46 | 24 | 13 | 23 | 2 | 5 | 5 | 14 | 28 | 122 |
| Calvary, Casey | 5 | 104 | 3 | 52 | | 5 | 9 | 56% | 17 | 28 | 61% | 3 | 7 | 43% | 6 | 8 | 14 | 1 | 7 | 6 | 0 | 2 | 7 | 11 | 7 | 43 |
| Ramos, Sergio | 2 | 13 | 0 | 0 | | 0 | 1 | 0% | 0 | 0 | | 0 | 0 | | 0 | 0 | 0 | 0 | 1 | 0 | 0 | 0 | 0 | 2 | 0 | -2 |
| Vega, Javier | 1 | 1 | 0 | 0 | | 0 | 0 | | 0 | 0 | | 0 | 0 | | 0 | 1 | 1 | 0 | 0 | 0 | 0 | 0 | 0 | 0 | 0 | 1 |
| Martínez, Rubén | 1 | 0 | 0 | 0 | | 0 | 0 | | 0 | 0 | | 0 | 0 | | 0 | 0 | 0 | 0 | 0 | 0 | 0 | 0 | 0 | 0 | 0 | 0 |
| B Williams, J. | 19 | 308 | 16 | 98 | | 12 | 40 | 30% | 24 | 62 | 39% | 14 | 20 | 70% | 12 | 31 | 43 | 4 | 10 | 22 | 8 | 3 | 4 | 36 | 17 | 47 |
| B Nolan, Norman | 6 | 143 | 6 | 52 | | 2 | 11 | 18% | 19 | 46 | 41% | 8 | 17 | 47% | 5 | 16 | 21 | 3 | 1 | 8 | 0 | 5 | 4 | 20 | 17 | 16 |
| Datos de Equipo | 30 | | | 0 | | 0 | 0 | | 0 | 0 | | 0 | 0 | | 34 | 51 | 85 | 0 | 6 | 10 | 0 | 0 | 0 | 2 | 5 | 84 |
| Totales | | 6025 | | 2286 | | 242 | 659 | 37% | 538 | 1062 | 51% | 484 | 637 | 76% | 274 | 658 | 932 | 386 | 206 | 412 | 52 | 80 | 30 | 685 | 660 | 2251 |

PROMEDIOS

| | Par jug | Min jug | 5i | Puntos | | Tiros de 3 | | | Tiros de 2 | | | Tiros libres | | | Rebotes | | | Asi efe | Balones | | Taponos | | | Faltas | | Val |
|-----------------|---------|---------|----|--------|-----|------------|-----|-----|------------|------|-----|--------------|------|-----|---------|------|------|---------|---------|------|---------|-----|-----|--------|-----|------|
| | | | | Tot | Max | Con | Int | % | Con | Int | % | Con | Int | % | Ofe | Def | Tot | | efe | Rec | Per | Fav | Con | Mat | Com | |
| Solana, F. | 30 | 28 | 30 | 9.8 | | 0.9 | 2.4 | 39% | 1.9 | 3.6 | 53% | 3.2 | 3.6 | 88% | 0.3 | 2.4 | 2.7 | 3.2 | 1.4 | 2.5 | 0 | 0.4 | 0 | 3.3 | 4.3 | 11.6 |
| Wideman, Tom | 30 | 25 | 30 | 9.9 | | 0 | 0 | | 3.7 | 6.6 | 56% | 2.6 | 4.2 | 61% | 2.5 | 3.7 | 6.2 | 0.8 | 0.8 | 1.6 | 0.7 | 0.4 | 0.2 | 3.1 | 4 | 12.6 |
| Guardia, Salva | 30 | 24 | 5 | 10.2 | | 0.5 | 1.6 | 34% | 3 | 5.1 | 58% | 2.6 | 3.6 | 72% | 2.4 | 3.1 | 5.5 | 0.7 | 0.5 | 1.4 | 0.4 | 0.5 | 0.1 | 2.8 | 3.3 | 11.7 |
| López, Ferran | 29 | 23 | 29 | 6.1 | | 1.1 | 3.6 | 31% | 1.1 | 2.8 | 40% | 0.6 | 0.8 | 73% | 0.3 | 1.9 | 2.2 | 2.6 | 0.7 | 1.5 | 0 | 0.1 | 0 | 2 | 1 | 4.7 |
| Strong, Danny | 29 | 22 | 28 | 8.7 | | 1.7 | 4.6 | 36% | 1.4 | 3.7 | 40% | 0.8 | 0.9 | 92% | 0.2 | 2.2 | 2.4 | 0.7 | 0.9 | 0.7 | 0 | 0 | 0 | 2.7 | 0.9 | 4.8 |
| Vitols, Aigars | 30 | 20 | 0 | 6.3 | | 0.9 | 2.2 | 43% | 1.3 | 2.4 | 56% | 0.9 | 1 | 87% | 0.4 | 1.4 | 1.8 | 1.1 | 0.5 | 0.9 | 0 | 0.1 | 0 | 2.9 | 1 | 4.5 |
| Sánchez, Sergio | 30 | 19 | 1 | 10.6 | | 1 | 2.5 | 39% | 1.9 | 4 | 49% | 3.8 | 4.5 | 86% | 0.3 | 1.5 | 1.8 | 2.3 | 0.6 | 2.1 | 0.1 | 0.5 | 0 | 1.4 | 4.4 | 11.6 |
| García, Jorge | 28 | 14 | 0 | 5.7 | | 1.3 | 3.1 | 43% | 0.6 | 1.2 | 50% | 0.5 | 0.6 | 83% | 0.4 | 1.4 | 1.8 | 0.6 | 0.4 | 0.8 | 0.1 | 0.1 | 0 | 2.2 | 0.8 | 3.8 |
| Blanco, Saúl | 25 | 11 | 2 | 3.6 | | 0.2 | 0.5 | 38% | 1.2 | 2.2 | 55% | 0.6 | 0.8 | 67% | 0.6 | 1.2 | 1.8 | 1 | 0.5 | 0.9 | 0.1 | 0.2 | 0.2 | 0.6 | 1.1 | 4.9 |
| Calvary, Casey | 5 | 21 | 3 | 10.4 | | 1 | 1.8 | 56% | 3.4 | 5.6 | 61% | 0.6 | 1.4 | 43% | 1.2 | 1.6 | 2.8 | 0.2 | 1.4 | 1.2 | 0 | 0.4 | 1.4 | 2.2 | 1.4 | 8.6 |
| Ramos, Sergio | 2 | 7 | 0 | 0 | | 0 | 0.5 | 0% | 0 | 0 | | 0 | 0 | | 0 | 0 | 0 | 0 | 0.5 | 0 | 0 | 0 | 0 | 1 | 0 | -1 |
| Vega, Javier | 1 | 1 | 0 | 0 | | 0 | 0 | | 0 | 0 | | 0 | 0 | | 0 | 1 | 1 | 0 | 0 | 0 | 0 | 0 | 0 | 0 | 0 | 1 |
| Martínez, Rubén | 1 | 0 | 0 | 0 | | 0 | 0 | | 0 | 0 | | 0 | 0 | | 0 | 0 | 0 | 0 | 0 | 0 | 0 | 0 | 0 | 0 | 0 | 0 |
| B Williams, J. | 19 | 16 | 16 | 5.2 | | 0.6 | 2.1 | 30% | 1.3 | 3.3 | 39% | 0.7 | 1.1 | 70% | 0.6 | 1.6 | 2.3 | 0.2 | 0.5 | 1.2 | 0.4 | 0.2 | 0.2 | 1.9 | 0.9 | 2.5 |
| B Nolan, Norman | 6 | 24 | 6 | 8.7 | | 0.3 | 1.8 | 18% | 3.2 | 7.7 | 41% | 1.3 | 2.8 | 47% | 0.8 | 2.7 | 3.5 | 0.5 | 0.2 | 1.3 | 0 | 0.8 | 0.7 | 3.3 | 2.8 | 2.7 |
| Datos de Equipo | 30 | | | 0 | | 0 | 0 | | 0 | 0 | | 0 | 0 | | 1.1 | 1.7 | 2.8 | | 0.2 | 0.3 | | | 0.1 | 0.2 | 2.8 | |
| Totales | | 201 | | 76.2 | | 8.1 | 22 | 37% | 17.9 | 35.4 | 51% | 16.1 | 21.2 | 76% | 9.1 | 21.9 | 31.1 | 12.9 | 6.9 | 13.7 | 1.7 | 2.7 | 1 | 22.8 | 22 | 75 |

C.B. GRANADA

Estadísticas acumuladas hasta la Jornada 30

TOTALES

| | Par jug | Min jug | 5i | Puntos | | Tiros de 3 | | | Tiros de 2 | | | Tiros libres | | | Rebotes | | | Asi efe | Balones | | Taponos | | | Faltas | | Val |
|-------------------|---------|---------|----|--------|-----|------------|-----|-----|------------|------|-----|--------------|-----|-----|---------|-----|-----|---------|---------|-----|---------|-----|-----|--------|-----|------|
| | | | | Tot | Max | Con | Int | % | Con | Int | % | Con | Int | % | Ofe | Def | Tot | | efe | Rec | Per | Fav | Con | Mat | Com | |
| Fernández, J. | 30 | 864 | 29 | 326 | | 10 | 45 | 22% | 118 | 248 | 48% | 60 | 91 | 66% | 67 | 113 | 180 | 38 | 33 | 55 | 2 | 19 | 1 | 91 | 104 | 322 |
| Ordín, Nacho | 30 | 815 | 20 | 274 | | 44 | 120 | 37% | 44 | 97 | 45% | 54 | 60 | 90% | 12 | 45 | 57 | 64 | 21 | 41 | 0 | 4 | 0 | 73 | 58 | 221 |
| Sanmartín, C. | 29 | 752 | 23 | 193 | | 37 | 99 | 37% | 27 | 54 | 50% | 28 | 36 | 78% | 21 | 73 | 94 | 30 | 26 | 34 | 1 | 4 | 0 | 62 | 45 | 192 |
| Gianella, N. | 28 | 740 | 20 | 276 | | 13 | 45 | 29% | 80 | 148 | 54% | 77 | 98 | 79% | 5 | 44 | 49 | 94 | 23 | 51 | 6 | 9 | 0 | 85 | 107 | 289 |
| Gabini, Roberto | 30 | 686 | 9 | 347 | | 47 | 125 | 38% | 81 | 172 | 47% | 44 | 61 | 72% | 25 | 74 | 99 | 26 | 49 | 62 | 7 | 9 | 3 | 85 | 66 | 252 |
| Gutiérrez, J. | 28 | 445 | 6 | 193 | | 13 | 37 | 35% | 54 | 100 | 54% | 46 | 55 | 84% | 29 | 69 | 98 | 12 | 10 | 21 | 23 | 5 | 4 | 77 | 49 | 203 |
| Borchardt, C. | 15 | 406 | 10 | 235 | | 0 | 0 | | 81 | 132 | 61% | 73 | 107 | 68% | 51 | 77 | 128 | 9 | 14 | 26 | 31 | 12 | 14 | 52 | 93 | 335 |
| Jasen, J. | 12 | 220 | 9 | 67 | | 6 | 15 | 40% | 18 | 35 | 51% | 13 | 18 | 72% | 9 | 16 | 25 | 14 | 9 | 10 | 2 | 2 | 5 | 29 | 17 | 62 |
| Paraíso, J.A. | 21 | 202 | 2 | 86 | | 11 | 23 | 48% | 17 | 29 | 59% | 19 | 23 | 83% | 8 | 24 | 32 | 16 | 9 | 19 | 1 | 2 | 1 | 27 | 19 | 87 |
| Jackson, David | 5 | 53 | 1 | 3 | | 0 | 2 | 0% | 1 | 12 | 8% | 1 | 2 | 50% | 0 | 5 | 5 | 1 | 1 | 5 | 0 | 2 | 0 | 8 | 4 | -15 |
| Sánchez, G. | 8 | 17 | 0 | 1 | | 0 | 2 | 0% | 0 | 0 | | 1 | 2 | 50% | 1 | 0 | 1 | 3 | 0 | 5 | 0 | 0 | 0 | 1 | 1 | -3 |
| B Tutt, Raymond | 19 | 342 | 9 | 106 | | 9 | 31 | 29% | 36 | 88 | 41% | 7 | 16 | 44% | 17 | 22 | 39 | 12 | 18 | 17 | 1 | 12 | 0 | 18 | 14 | 60 |
| B Owens, Chris | 16 | 302 | 9 | 99 | | 1 | 4 | 25% | 32 | 86 | 37% | 32 | 44 | 73% | 26 | 45 | 71 | 9 | 16 | 18 | 24 | 11 | 5 | 46 | 35 | 110 |
| B Edwards, C. | 6 | 112 | 3 | 58 | | 0 | 0 | | 22 | 45 | 49% | 14 | 15 | 93% | 5 | 14 | 19 | 1 | 4 | 7 | 3 | 2 | 4 | 15 | 15 | 52 |
| B Beasley, Jerome | 3 | 44 | 0 | 20 | | 0 | 1 | 0% | 7 | 15 | 47% | 6 | 9 | 67% | 2 | 5 | 7 | 1 | 1 | 4 | 0 | 0 | 1 | 4 | 9 | 18 |
| Datos de Equipo | 30 | | | 0 | | 0 | 0 | | 0 | 0 | | 0 | 0 | | 36 | 42 | 78 | 0 | 10 | 13 | 0 | 0 | 0 | 1 | 6 | 80 |
| Totales | | 6000 | | 2284 | | 191 | 549 | 35% | 618 | 1261 | 49% | 475 | 637 | 75% | 314 | 668 | 982 | 330 | 244 | 388 | 101 | 93 | 38 | 674 | 642 | 2265 |

PROMEDIOS

| | Par jug | Min jug | 5i | Puntos | | Tiros de 3 | | | Tiros de 2 | | | Tiros libres | | | Rebotes | | | Asi efe | Balones | | Taponos | | | Faltas | | Val |
|---------------|---------|---------|----|--------|-----|------------|-----|-----|------------|-----|-----|--------------|-----|-----|---------|-----|-----|---------|---------|-------|---------|-----|-----|--------|-----|------|
| | | | | Tot | Max | Con | Int | % | Con | Int | % | Con | Int | % | Ofe | Def | Tot | | efe | Rec | Per | Fav | Con | Mat | Com | |
| Fernández, J. | 30 | 29 | 29 | 10.9 | | 0.3 | 1.5 | 22% | 3.9 | 8.3 | 48% | 2 | 3 | 66% | 2.2 | 3.8 | 6 | 1.3 | 1.1 | 1.8 | 0.1 | 0.6 | 0 | 3 | 3.5 | 10.7 |
| Ordín, Nacho | 30 | 27 | 20 | 9.1 | | 1.5 | 4 | 37% | 1.5 | 3.2 | 45% | 1.8 | 2 | 90% | 0.4 | 1.5 | 1.9 | 2.1 | 0.7 | 1.4 | 0 | 0.1 | 0 | 2.4 | 1.9 | 7.4 |
| Sanmartín, C. | 29 | 26 | 23 | 6.7 | | 1.3 | 3.4 | 37% | 0.9 | 1.9 | 50% | 1 | 1.2 | 78% | 0.7 | 2.5 | 3.2 | 1 | 0.9 | 1.2 | 0 | 0.1 | 0 | 2.1 | 1.6 | 6.6 |
| Gianella, N. | 28 | 26 | 20 | 9.9 | | 0.5 | 1.6 | 29% | 2.9 | 5.3 | 54% | 2.8 | 3.5 | 79% | 0.2 | 1.6 | 1.8 | 3.4 | 0.8 | 1.8</ | | | | | | |

TOTALES

| | Par jug | Min jug | 5i | Puntos | | Tiros de 3 | | | Tiros de 2 | | | Tiros libres | | | Rebotes | | | Asi efe | Balones | | Tapones | | | Faltas | | Val |
|------------------|---------|---------|----|--------|-----|------------|-----|-----|------------|------|-----|--------------|-----|-----|---------|-----|-----|---------|---------|-----|---------|-----|-----|--------|-----|------|
| | | | | Tot | Max | Con | Int | % | Con | Int | % | Con | Int | % | Ofe | Def | Tot | | Rec | Per | Fav | Con | Mat | Com | Rec | |
| Roe, Lou | 29 | 1009 | 29 | 563 | | 34 | 94 | 36% | 169 | 326 | 52% | 123 | 168 | 73% | 49 | 167 | 216 | 49 | 36 | 86 | 41 | 21 | 30 | 84 | 165 | 617 |
| Slanina, D. | 30 | 881 | 25 | 443 | | 58 | 136 | 43% | 92 | 137 | 67% | 85 | 104 | 82% | 7 | 43 | 50 | 40 | 27 | 43 | 2 | 3 | 1 | 92 | 103 | 385 |
| Marco, Carlos | 30 | 773 | 20 | 243 | | 45 | 114 | 39% | 36 | 81 | 44% | 36 | 38 | 95% | 12 | 37 | 49 | 127 | 29 | 58 | 0 | 8 | 0 | 74 | 62 | 254 |
| Cazorla, Carlos | 30 | 690 | 27 | 127 | | 13 | 36 | 36% | 29 | 68 | 43% | 30 | 36 | 83% | 29 | 72 | 101 | 38 | 33 | 26 | 4 | 5 | 0 | 85 | 47 | 166 |
| Longin, Branimir | 30 | 683 | 7 | 262 | | 37 | 85 | 44% | 59 | 122 | 48% | 33 | 60 | 55% | 23 | 66 | 89 | 31 | 18 | 38 | 1 | 14 | 1 | 55 | 47 | 203 |
| Phillip, Darren | 28 | 431 | 1 | 180 | | 6 | 20 | 30% | 65 | 130 | 50% | 32 | 48 | 67% | 29 | 41 | 70 | 22 | 13 | 20 | 9 | 11 | 3 | 63 | 51 | 156 |
| Cherry, Carlos | 30 | 378 | 9 | 147 | | 16 | 53 | 30% | 32 | 63 | 51% | 35 | 43 | 81% | 10 | 15 | 25 | 60 | 18 | 42 | 0 | 3 | 0 | 60 | 58 | 127 |
| Giannoulis, I. | 15 | 369 | 10 | 120 | | 0 | 1 | 0% | 47 | 92 | 51% | 26 | 30 | 87% | 27 | 38 | 65 | 26 | 11 | 24 | 8 | 9 | 2 | 43 | 33 | 137 |
| Anstey, Chris | 6 | 103 | 6 | 29 | | 1 | 10 | 10% | 8 | 19 | 42% | 10 | 12 | 83% | 8 | 27 | 35 | 0 | 10 | 7 | 1 | 2 | 0 | 15 | 13 | 42 |
| Pérez, Raúl | 14 | 58 | 0 | 11 | | 2 | 16 | 13% | 1 | 4 | 25% | 3 | 4 | 75% | 1 | 3 | 4 | 1 | 4 | 2 | 0 | 0 | 0 | 6 | 2 | -4 |
| B Bramlett, A.J. | 16 | 322 | 15 | 102 | | 0 | 2 | 0% | 45 | 90 | 50% | 12 | 28 | 43% | 46 | 55 | 101 | 16 | 13 | 33 | 11 | 7 | 5 | 53 | 31 | 118 |
| B Cipruss, K. | 20 | 190 | 0 | 53 | | 0 | 0 | | 20 | 34 | 59% | 13 | 27 | 48% | 27 | 29 | 56 | 4 | 5 | 9 | 10 | 3 | 4 | 22 | 24 | 90 |
| B Kommatos, N. | 9 | 137 | 1 | 46 | | 6 | 22 | 27% | 10 | 25 | 40% | 8 | 9 | 89% | 10 | 17 | 27 | 9 | 4 | 7 | 1 | 3 | 1 | 9 | 9 | 45 |
| Datos de Equipo | 30 | | | 0 | | 0 | 0 | | 0 | 0 | | 0 | 0 | | 28 | 43 | 71 | 0 | 9 | 15 | 0 | 0 | 0 | 0 | 5 | 70 |
| Totales | | 6025 | | 2326 | | 218 | 589 | 37% | 613 | 1191 | 51% | 446 | 607 | 73% | 306 | 653 | 959 | 423 | 230 | 410 | 88 | 89 | 47 | 661 | 650 | 2406 |

PROMEDIOS

| | Par jug | Min jug | 5i | Puntos | | Tiros de 3 | | | Tiros de 2 | | | Tiros libres | | | Rebotes | | | Asi efe | Balones | | Tapones | | | Faltas | | Val |
|------------------|---------|---------|----|--------|-----|------------|------|-----|------------|------|-----|--------------|------|-----|---------|------|-----|---------|---------|------|---------|-----|-----|--------|------|------|
| | | | | Tot | Max | Con | Int | % | Con | Int | % | Con | Int | % | Ofe | Def | Tot | | Rec | Per | Fav | Con | Mat | Com | Rec | |
| Roe, Lou | 29 | 35 | 29 | 19.4 | | 1.2 | 3.2 | 36% | 5.8 | 11.2 | 52% | 4.2 | 5.8 | 73% | 1.7 | 5.8 | 7.4 | 1.7 | 1.2 | 3 | 1.4 | 0.7 | 1 | 2.9 | 5.7 | 21.3 |
| Slanina, D. | 30 | 29 | 25 | 14.8 | | 1.9 | 4.5 | 43% | 3.1 | 4.6 | 67% | 2.8 | 3.5 | 82% | 0.2 | 1.4 | 1.7 | 1.3 | 0.9 | 1.4 | 0.1 | 0.1 | 0 | 3.1 | 3.4 | 12.8 |
| Marco, Carlos | 30 | 26 | 20 | 8.1 | | 1.5 | 3.8 | 39% | 1.2 | 2.7 | 44% | 1.2 | 1.3 | 95% | 0.4 | 1.2 | 1.6 | 4.2 | 1 | 1.9 | 0 | 0.3 | 0 | 2.5 | 2.1 | 8.5 |
| Cazorla, Carlos | 30 | 23 | 27 | 4.2 | | 0.4 | 1.2 | 36% | 1 | 2.3 | 43% | 1 | 1.2 | 83% | 1 | 2.4 | 3.4 | 1.3 | 1.1 | 0.9 | 0.1 | 0.2 | 0 | 2.8 | 1.6 | 5.5 |
| Longin, Branimir | 30 | 23 | 7 | 8.7 | | 1.2 | 2.8 | 44% | 2 | 4.1 | 48% | 1.1 | 2 | 55% | 0.8 | 2.2 | 3 | 1 | 0.6 | 1.3 | 0 | 0.5 | 0 | 1.8 | 1.6 | 6.8 |
| Phillip, Darren | 28 | 15 | 1 | 6.4 | | 0.2 | 0.7 | 30% | 2.3 | 4.6 | 50% | 1.1 | 1.7 | 67% | 1 | 1.5 | 2.5 | 0.8 | 0.5 | 0.7 | 0.3 | 0.4 | 0.1 | 2.3 | 1.8 | 5.6 |
| Cherry, Carlos | 30 | 13 | 9 | 4.9 | | 0.5 | 1.8 | 30% | 1.1 | 2.1 | 51% | 1.2 | 1.4 | 81% | 0.3 | 0.5 | 0.8 | 2 | 0.6 | 1.4 | 0 | 0.1 | 0 | 2 | 1.9 | 4.2 |
| Giannoulis, I. | 15 | 25 | 10 | 8 | | 0 | 0.1 | 0% | 3.1 | 6.1 | 51% | 1.7 | 2 | 87% | 1.8 | 2.5 | 4.3 | 1.7 | 0.7 | 1.6 | 0.5 | 0.6 | 0.1 | 2.9 | 2.2 | 9.1 |
| Anstey, Chris | 6 | 17 | 6 | 4.8 | | 0.2 | 1.7 | 10% | 1.3 | 3.2 | 42% | 1.7 | 2 | 75% | 1.3 | 4.5 | 5.8 | 0 | 1.7 | 1.2 | 0.2 | 0.3 | 0 | 2.5 | 2.7 | 7 |
| Pérez, Raúl | 14 | 4 | 0 | 0.8 | | 0.1 | 1.1 | 13% | 0.1 | 0.3 | 25% | 0.2 | 0.3 | 83% | 0.1 | 0.2 | 0.3 | 0.1 | 0.3 | 0.1 | 0 | 0 | 0 | 0.4 | 0.1 | -0.3 |
| B Bramlett, A.J. | 16 | 20 | 15 | 6.4 | | 0 | 0.1 | 0% | 2.8 | 5.6 | 50% | 0.8 | 1.8 | 43% | 2.9 | 3.4 | 6.3 | 1 | 0.8 | 2.1 | 0.7 | 0.4 | 0.3 | 3.3 | 1.9 | 7.4 |
| B Cipruss, K. | 20 | 9 | 0 | 2.7 | | 0 | 0 | | 0.7 | 1.4 | 59% | 0.7 | 1.4 | 48% | 1.4 | 1.5 | 2.8 | 0.2 | 0.3 | 0.5 | 0.5 | 0.2 | 0.2 | 1.1 | 1.2 | 4.5 |
| B Kommatos, N. | 9 | 15 | 1 | 5.1 | | 0.7 | 2.4 | 27% | 1.1 | 2.8 | 40% | 0.9 | 1 | 89% | 1.1 | 1.9 | 3 | 1 | 0.4 | 0.8 | 0.1 | 0.3 | 0.1 | 1 | 1 | 5 |
| Datos de Equipo | 30 | | | 0 | | 0 | 0 | | 0.9 | 1.4 | 2.4 | 0.9 | 1.4 | 2.4 | 0.9 | 1.4 | 2.4 | 0.3 | 0.5 | | | | | | | 2.3 |
| Totales | | 201 | | 77.5 | | 7.3 | 19.6 | 37% | 20.4 | 39.7 | 51% | 14.9 | 20.2 | 73% | 10.2 | 21.8 | 32 | 14.1 | 7.7 | 13.7 | 2.9 | 3 | 1.6 | 22 | 21.7 | 80.2 |

TOTALES

| | Par jug | Min jug | 5i | Puntos | | Tiros de 3 | | | Tiros de 2 | | | Tiros libres | | | Rebotes | | | Asi efe | Balones | | Tapones | | | Faltas | | Val |
|-----------------|---------|---------|----|--------|-----|------------|-----|------|------------|------|-----|--------------|-----|------|---------|-----|------|---------|---------|-----|---------|-----|-----|--------|-----|------|
| | | | | Tot | Max | Con | Int | % | Con | Int | % | Con | Int | % | Ofe | Def | Tot | | Rec | Per | Fav | Con | Mat | Com | Rec | |
| Fernández, Rudy | 30 | 844 | 29 | 438 | | 51 | 132 | 39% | 83 | 157 | 53% | 119 | 137 | 87% | 33 | 93 | 126 | 73 | 60 | 41 | 8 | 7 | 30 | 64 | 138 | 558 |
| Mumbrú, Alex | 30 | 720 | 18 | 324 | | 40 | 109 | 37% | 72 | 144 | 50% | 60 | 74 | 81% | 34 | 91 | 125 | 39 | 25 | 49 | 9 | 11 | 3 | 64 | 77 | 320 |
| Betts, Andrew | 30 | 690 | 22 | 250 | | 0 | 0 | | 102 | 203 | 50% | 46 | 71 | 65% | 70 | 88 | 158 | 17 | 9 | 47 | 14 | 13 | 12 | 95 | 69 | 236 |
| Bennett, Elmer | 27 | 687 | 18 | 303 | | 45 | 118 | 38% | 52 | 108 | 48% | 64 | 77 | 83% | 14 | 44 | 58 | 136 | 31 | 73 | 2 | 5 | 0 | 58 | 95 | 347 |
| Barton, Lubos | 30 | 623 | 13 | 248 | | 41 | 122 | 34% | 53 | 109 | 49% | 19 | 24 | 79% | 50 | 83 | 133 | 40 | 31 | 31 | 11 | 6 | 8 | 60 | 32 | 256 |
| Vázquez, Paco | 30 | 500 | 2 | 177 | | 40 | 91 | 44% | 16 | 31 | 52% | 25 | 30 | 83% | 8 | 19 | 27 | 31 | 24 | 29 | 1 | 1 | 0 | 62 | 34 | 131 |
| Fliis, Dmitry | 29 | 444 | 8 | 120 | | 12 | 27 | 44% | 37 | 69 | 54% | 10 | 15 | 67% | 29 | 36 | 65 | 15 | 12 | 23 | 17 | 4 | 6 | 73 | 18 | 95 |
| Huertas, M. | 28 | 418 | 9 | 199 | | 23 | 48 | 48% | 50 | 106 | 47% | 30 | 31 | 97% | 10 | 19 | 29 | 64 | 27 | 38 | 0 | 6 | 0 | 50 | 53 | 196 |
| Archibald, R. | 22 | 354 | 9 | 176 | | 0 | 1 | 0% | 63 | 111 | 57% | 50 | 73 | 68% | 31 | 55 | 86 | 14 | 18 | 32 | 16 | 6 | 9 | 66 | 72 | 206 |
| Young, Jesse | 11 | 184 | 8 | 75 | | 0 | 4 | 0% | 25 | 46 | 54% | 25 | 33 | 67% | 12 | 23 | 35 | 8 | 7 | 11 | 2 | 0 | 7 | 32 | 25 | 76 |
| Holcomb, Randy | 4 | 77 | 0 | 26 | | 0 | 4 | 0% | 9 | 14 | 64% | 8 | 13 | 62% | 7 | 4 | 11 | 2 | 2 | 5 | 0 | 4 | 4 | 11 | 9 | 16 |
| Rubio, Ricky | 8 | 53 | 1 | 18 | | 1 | 1 | 100% | 4 | 11 | 36% | 7 | 12 | 58% | 5 | 6 | 11 | 5 | 7 | 7 | 1 | 1 | 0 | 14 | 11 | 19 |
| Ribas, Pau | 5 | 19 | 0 | 0 | | 0 | 1 | 0% | 0 | 1 | 0% | 0 | 0 | | 0 | 2 | 2 | 2 | 0 | 3 | 0 | 0 | 0 | 2 | 1 | -2 |
| Norel, Henk | 3 | 5 | 0 | 0 | | 0 | 0 | | 0 | 0 | | 0 | 0 | | 0 | 1 | 1 | 0 | 0 | 0 | 0 | 0 | 0 | 0 | 0 | 1 |
| B Anagonye, Al | 20 | 336 | 11 | 123 | | 2 | 7 | 29% | 52 | 104 | 50% | 13 | 25 | 52% | 23 | 32 | 55 | 8 | 17 | 19 | 8 | 9 | 14 | 59 | 35 | 90 |
| B Turner, Andre | 2 | 44 | 2 | 17 | | 3 | 5 | 60% | 3 | 7 | 43% | 2 | 2 | 100% | 1 | 5 | 6 | 3 | 2 | 6 | 0 | 1 | 0 | 3 | 4 | 16 |
| Datos de Equipo | 30 | | | 0 | | 0 | 0 | | 0 | 0 | | 0 | 0 | | 34 | 58 | 92 | 0 | 23 | 6 | 0 | 0 | 0 | 1 | 7 | 115 |
| Totales | | 6000 | | 2494 | | 258 | 670 | 39% | 621 | 1221 | 51% | 478 | 617 | 77% | 361 | 659 | 1020 | 457 | 295 | 420 | 89 | 74 | 93 | 714 | 680 | 2676 |

PROMEDIOS

| | Par jug | Min jug | 5i | Puntos | | Tiros de 3 | | | Tiros de 2 | | | Tiros libres | | | Rebotes | | | Asi efe | Balones | | Tapones | | | Faltas | | Val |
|--|---------|---------|----|--------|-----|------------|-----|---|------------|-----|---|--------------|--|--|---------|--|--|---------|---------|--|---------|--|--|--------|--|-----|
| | | | | Tot | Max | Con | Int | % | Con | Int | % | Con | | | | | | | | | | | | | | |

SERVICIO DE ESTADISTICAS ACB

ETOSA ALICANTE

Estadísticas acumuladas hasta la Jornada 30

TOTALES

| | Par jug | Min jug | 5i | Puntos | | Tiros de 3 | | | Tiros de 2 | | | Tiros libres | | | Rebotes | | | Asi efe | Balones | | Tapones | | | Faltas | | | Val |
|------------------|---------|---------|----|--------|-----|------------|-----|-----|------------|-----|-----|--------------|-----|-----|---------|-----|-----|---------|---------|-----|---------|-----|-----|--------|------|--|-----|
| | | | | Tot | Max | Con | Int | % | Con | Int | % | Con | Int | % | Ofe | Def | Tot | | Rec | Per | Fav | Con | Mat | Com | Rec | | |
| Lewis, Larry | 29 | 874 | 28 | 376 | 24 | 71 | 34% | 117 | 238 | 49% | 70 | 87 | 80% | 47 | 116 | 163 | 71 | 59 | 56 | 25 | 18 | 5 | 73 | 88 | 450 | | |
| Digbeu, Alain | 30 | 740 | 15 | 274 | 43 | 115 | 37% | 32 | 72 | 44% | 81 | 100 | 81% | 13 | 37 | 50 | 30 | 22 | 42 | 10 | 4 | 5 | 70 | 94 | 233 | | |
| Angulo, Lucio | 30 | 665 | 20 | 265 | 18 | 40 | 45% | 67 | 122 | 55% | 77 | 87 | 89% | 28 | 46 | 74 | 40 | 38 | 38 | 7 | 5 | 3 | 99 | 91 | 286 | | |
| De Miguel, I. | 28 | 647 | 25 | 235 | 4 | 19 | 21% | 66 | 144 | 46% | 91 | 118 | 77% | 45 | 88 | 133 | 28 | 35 | 49 | 5 | 9 | 2 | 110 | 128 | 276 | | |
| Hernández, B. | 30 | 612 | 13 | 174 | 22 | 71 | 31% | 33 | 60 | 55% | 42 | 55 | 76% | 12 | 28 | 40 | 59 | 20 | 40 | 0 | 4 | 0 | 52 | 57 | 165 | | |
| Rodríguez, N. | 30 | 557 | 17 | 116 | 12 | 48 | 25% | 20 | 53 | 38% | 40 | 48 | 83% | 17 | 55 | 72 | 75 | 33 | 28 | 1 | 12 | 0 | 39 | 67 | 208 | | |
| Junyent, Oriol | 28 | 462 | 2 | 218 | 13 | 32 | 41% | 71 | 115 | 62% | 37 | 57 | 65% | 31 | 58 | 89 | 27 | 10 | 32 | 7 | 5 | 3 | 70 | 57 | 218 | | |
| Sundov, Bruno | 29 | 393 | 5 | 198 | 7 | 20 | 35% | 77 | 143 | 54% | 23 | 35 | 66% | 22 | 54 | 76 | 9 | 9 | 29 | 7 | 6 | 7 | 80 | 40 | 133 | | |
| Hunter, Jimmie | 8 | 271 | 7 | 116 | 11 | 47 | 23% | 35 | 67 | 52% | 13 | 15 | 87% | 8 | 26 | 34 | 7 | 6 | 19 | 3 | 3 | 1 | 19 | 19 | 74 | | |
| Weigand, Axel | 24 | 173 | 0 | 51 | 2 | 10 | 20% | 18 | 40 | 45% | 9 | 15 | 60% | 8 | 20 | 28 | 6 | 8 | 16 | 3 | 2 | 3 | 28 | 9 | 23 | | |
| Lucas, Javier | 1 | 1 | 0 | 0 | 0 | 0 | 0 | 0 | 0 | 0 | 0 | 0 | 0 | 0 | 0 | 0 | 0 | 0 | 0 | 0 | 0 | 0 | 0 | 0 | 0 | | |
| B Johnsen, B. | 19 | 488 | 18 | 215 | 22 | 70 | 31% | 57 | 104 | 55% | 35 | 54 | 65% | 20 | 50 | 70 | 15 | 17 | 33 | 8 | 3 | 11 | 50 | 56 | 181 | | |
| B Bennerman, D. | 16 | 112 | 0 | 34 | 5 | 18 | 28% | 3 | 9 | 33% | 13 | 17 | 76% | 2 | 7 | 9 | 4 | 5 | 9 | 0 | 0 | 0 | 16 | 12 | 16 | | |
| B Taylor, Johnny | 3 | 29 | 0 | 0 | 0 | 2 | 0% | 0 | 2 | 0% | 0 | 0 | 0 | 0 | 5 | 5 | 0 | 0 | 2 | 0 | 1 | 0 | 7 | 0 | -9 | | |
| Datos de Equipo | 30 | | | | | | | | | | | | | 39 | 37 | 76 | 0 | 19 | 15 | 0 | 0 | 0 | 2 | 7 | 85 | | |
| Totales | | 6025 | | 2272 | 183 | 563 | 33% | 596 | 1169 | 51% | 531 | 688 | 77% | 292 | 627 | 919 | 371 | 281 | 408 | 76 | 72 | 40 | 715 | 725 | 2339 | | |

PROMEDIOS

| | Par jug | Min jug | 5i | Puntos | | Tiros de 3 | | | Tiros de 2 | | | Tiros libres | | | Rebotes | | | Asi efe | Balones | | Tapones | | | Faltas | | | Val |
|------------------|---------|---------|----|--------|-----|------------|-----|------|------------|-----|------|--------------|-----|-----|---------|------|------|---------|---------|-----|---------|-----|-----|--------|------|--|-----|
| | | | | Tot | Max | Con | Int | % | Con | Int | % | Con | Int | % | Ofe | Def | Tot | | Rec | Per | Fav | Con | Mat | Com | Rec | | |
| Lewis, Larry | 29 | 30 | 28 | 13 | 0.8 | 2.4 | 34% | 4 | 8.2 | 49% | 2.4 | 3 | 80% | 1.6 | 4 | 5.6 | 2.4 | 2 | 1.9 | 0.9 | 0.6 | 0.2 | 2.5 | 3 | 15.5 | | |
| Digbeu, Alain | 30 | 25 | 15 | 9.1 | 1.4 | 3.8 | 37% | 1.1 | 2.4 | 44% | 2.7 | 3.3 | 81% | 0.4 | 1.2 | 1.7 | 1 | 0.7 | 1.4 | 0.3 | 0.1 | 0.2 | 2.3 | 3.1 | 7.8 | | |
| Angulo, Lucio | 30 | 22 | 20 | 8.8 | 0.6 | 1.3 | 45% | 2.2 | 4.1 | 55% | 2.6 | 2.9 | 89% | 0.9 | 1.5 | 2.5 | 1.3 | 1.3 | 1.3 | 0.2 | 0.2 | 0.1 | 3.3 | 3 | 9.5 | | |
| De Miguel, I. | 28 | 23 | 25 | 8.4 | 0.1 | 0.7 | 21% | 2.4 | 5.1 | 46% | 3.3 | 4.2 | 77% | 1.6 | 3.1 | 4.8 | 1 | 1.3 | 1.8 | 0.2 | 0.3 | 0.1 | 3.9 | 4.6 | 9.9 | | |
| Hernández, B. | 30 | 20 | 13 | 5.8 | 0.7 | 2.4 | 31% | 1.1 | 2 | 55% | 1.4 | 1.8 | 76% | 0.4 | 0.9 | 1.3 | 2 | 0.7 | 1.3 | 0 | 0.1 | 0 | 1.7 | 1.9 | 5.5 | | |
| Rodríguez, N. | 30 | 19 | 17 | 3.9 | 0.4 | 1.6 | 25% | 0.7 | 1.8 | 38% | 1.3 | 1.6 | 83% | 0.6 | 1.8 | 2.4 | 2.5 | 1.1 | 0.9 | 0 | 0.4 | 0 | 1.3 | 2.2 | 6.9 | | |
| Junyent, Oriol | 28 | 17 | 2 | 7.8 | 0.5 | 1.1 | 41% | 2.5 | 4.1 | 62% | 1.3 | 2 | 65% | 1.1 | 2.1 | 3.2 | 1 | 0.4 | 1.1 | 0.3 | 0.2 | 0.1 | 2.5 | 2 | 7.8 | | |
| Sundov, Bruno | 29 | 14 | 5 | 6.8 | 0.2 | 0.7 | 35% | 2.7 | 4.9 | 54% | 0.8 | 1.2 | 66% | 0.8 | 1.9 | 2.6 | 0.3 | 0.3 | 1 | 0.2 | 0.2 | 0.2 | 2.8 | 1.4 | 4.6 | | |
| Hunter, Jimmie | 8 | 34 | 7 | 14.5 | 1.4 | 5.9 | 23% | 4.4 | 8.4 | 52% | 1.6 | 1.9 | 87% | 1 | 3.3 | 4.3 | 0.9 | 0.8 | 2.4 | 0.4 | 0.4 | 0.1 | 2.4 | 2.4 | 9.3 | | |
| Weigand, Axel | 24 | 7 | 0 | 2.1 | 0.1 | 0.4 | 20% | 0.8 | 1.7 | 45% | 0.4 | 0.6 | 60% | 0.3 | 0.8 | 1.2 | 0.3 | 0.3 | 0.7 | 0.1 | 0.1 | 0.1 | 1.2 | 0.4 | 1 | | |
| Lucas, Javier | 1 | 1 | 0 | 0 | 0 | 0 | 0 | 0 | 0 | 0 | 0 | 0 | 0 | 0 | 0 | 0 | 0 | 0 | 0 | 0 | 0 | 0 | 0 | 0 | 0 | | |
| B Johnsen, B. | 19 | 26 | 18 | 11.3 | 1.2 | 3.7 | 31% | 3 | 5.5 | 55% | 1.8 | 2.8 | 65% | 1.1 | 2.6 | 3.7 | 0.8 | 0.9 | 1.7 | 0.4 | 0.2 | 0.6 | 2.6 | 2.9 | 9.5 | | |
| B Bennerman, D. | 16 | 7 | 0 | 2.1 | 0.3 | 1.1 | 28% | 0.2 | 0.6 | 33% | 0.8 | 1.1 | 76% | 0.1 | 0.4 | 0.6 | 0.3 | 0.3 | 0.6 | 0 | 0 | 0 | 1 | 0.8 | 1 | | |
| B Taylor, Johnny | 3 | 10 | 0 | 0 | 0 | 0.7 | 0% | 0 | 0.7 | 0% | 0 | 0 | 0 | 0 | 1.7 | 1.7 | 0 | 0 | 0.7 | 0 | 0.3 | 0 | 2.3 | 0 | -3 | | |
| Datos de Equipo | 30 | | | | | | | | | | | | | 1.3 | 1.2 | 2.5 | | 0.6 | 0.5 | | | | 0.1 | 0.2 | 2.8 | | |
| Totales | | 201 | | 75.7 | 6.1 | 18.8 | 33% | 19.9 | 39 | 51% | 17.7 | 22.9 | 77% | 9.7 | 20.9 | 30.6 | 12.4 | 9.4 | 13.6 | 2.5 | 2.4 | 1.3 | 23 | 8.24 | 2.78 | | |

FÓRUM VALLADOLID

Estadísticas acumuladas hasta la Jornada 30

TOTALES

| | Par jug | Min jug | 5i | Puntos | | Tiros de 3 | | | Tiros de 2 | | | Tiros libres | | | Rebotes | | | Asi efe | Balones | | Tapones | | | Faltas | | | Val |
|------------------|---------|---------|----|--------|-----|------------|-----|-----|------------|------|-----|--------------|------|-----|---------|-----|-----|---------|---------|-----|---------|-----|-----|--------|------|--|-----|
| | | | | Tot | Max | Con | Int | % | Con | Int | % | Con | Int | % | Ofe | Def | Tot | | Rec | Per | Fav | Con | Mat | Com | Rec | | |
| Hopkins, B. | 30 | 900 | 28 | 451 | 0 | 1 | 0% | 169 | 276 | 61% | 113 | 162 | 70% | 62 | 126 | 188 | 48 | 31 | 53 | 13 | 16 | 9 | 82 | 151 | 574 | | |
| Corrales, Iván | 30 | 878 | 29 | 273 | 51 | 138 | 37% | 37 | 85 | 44% | 46 | 53 | 87% | 6 | 47 | 53 | 100 | 27 | 63 | 1 | 15 | 0 | 84 | 63 | 213 | | |
| Radulovic, N. | 30 | 770 | 26 | 375 | 51 | 144 | 35% | 62 | 120 | 52% | 98 | 110 | 89% | 35 | 93 | 128 | 25 | 36 | 49 | 28 | 7 | 3 | 78 | 126 | 421 | | |
| Gomis, Joseph | 26 | 688 | 8 | 267 | 31 | 95 | 33% | 60 | 132 | 45% | 54 | 62 | 87% | 9 | 29 | 38 | 62 | 22 | 41 | 5 | 11 | 0 | 66 | 65 | 197 | | |
| Davis, Devin | 24 | 654 | 22 | 311 | 0 | 0 | 0 | 124 | 223 | 56% | 63 | 83 | 76% | 40 | 112 | 152 | 27 | 26 | 57 | 8 | 13 | 4 | 94 | 81 | 322 | | |
| San Emeterio | 23 | 533 | 13 | 169 | 15 | 36 | 42% | 37 | 84 | 44% | 50 | 71 | 70% | 21 | 53 | 74 | 33 | 13 | 29 | 0 | 5 | 1 | 47 | 73 | 192 | | |
| Santos, Joao | 30 | 525 | 10 | 175 | 40 | 97 | 41% | 17 | 43 | 40% | 21 | 23 | 91% | 24 | 48 | 72 | 11 | 16 | 23 | 4 | 3 | 3 | 74 | 21 | 114 | | |
| Rejón, G. | 29 | 366 | 1 | 112 | 0 | 0 | 0 | 40 | 88 | 45% | 32 | 45 | 71% | 30 | 51 | 81 | 19 | 10 | 18 | 14 | 5 | 4 | 68 | 37 | 121 | | |
| Morlende, P. | 14 | 193 | 3 | 62 | 7 | 25 | 28% | 14 | 29 | 48% | 13 | 14 | 93% | 3 | 13 | 16 | 13 | 10 | 14 | 4 | 1 | 1 | 22 | 11 | 45 | | |
| Gómez, Manu | 18 | 145 | 2 | 37 | 0 | 0 | 0 | 10 | 20 | 50% | 17 | 27 | 63% | 13 | 12 | 25 | 0 | 3 | 10 | 2 | 1 | 2 | 27 | 23 | 32 | | |
| Almeida, José | 3 | 2 | 0 | 2 | 0 | 0 | 0 | 1 | 1 | 100% | 0 | 0 | 0 | 0 | 0 | 0 | 0 | 0 | 0 | 0 | 0 | 0 | 0 | 0 | 2 | | |
| Nasarre, Javier | 1 | 0 | 0 | 0 | 0 | 0 | 0 | 0 | 0 | 0 | 0 | 0 | 0 | 0 | 0 | 0 | 0 | 0 | 0 | 0 | 0 | 0 | 0 | 0 | 0 | | |
| B Rentzias, E. | 10 | 187 | 7 | 78 | 10 | 31 | 32% | 18 | 41 | 44% | 12 | 20 | 60% | 9 | 31 | 40 | 5 | 5 | 8 | 12 | 5 | 3 | 21 | 22 | 76 | | |
| B Quintero, Omar | 10 | 109 | 0 | 33 | 2 | 4 | 50% | 12 | 29 | 41% | 3 | 4 | 75% | 2 | 5 | 7 | 6 | 7 | 7 | 0 | 4 | 0 | 15 | 7 | 14 | | |
| B Graves, David | 6 | 75 | 1 | 20 | 2 | 7 | 29% | 4 | 12 | 33% | 6 | 6 | 100% | 2 | 10 | 12 | 3 | 3 | 2 | 0 | 3 | 0 | 9 | 4 | 15 | | |
| Datos de Equipo | 30 | | | | 0 | 0 | 0 | 0 | 0 | 0 | 0 | 0 | 0 | 42 | 47 | 89 | 0 | 10 | 18 | 0 | 0 | 0 | 2 | 5 | 84 | | |
| Totales | | 6025 | | 2365 | 209 | 578 | 36% | 605 | 1183 | 51% | 528 | 680 | 78% | 298 | 677 | 975 | 352 | 219 | 392 | 91 | 89 | 30 | 689 | 689 | 2422 | | |

PROMEDIOS

| | Par jug | Min jug | 5i | Puntos | | Tiros de 3 | | | Tiros de 2 | | | Tiros libres | | | Rebotes | | | Asi efe | Balones | | Tapones | | | Faltas | | | Val |
|----------------|---------|---------|----|--------|-----|------------|-----|-----|------------|-----|-----|--------------|-----|-----|---------|-----|-----|---------|---------|-----|---------|-----|-----|--------|------|--|-----|
| | | | | Tot | Max | Con | Int | % | Con | Int | % | Con | Int | % | Ofe | Def | Tot | | Rec | Per | Fav | Con | Mat | Com | Rec | | |
| Hopkins, B. | 30 | 30 | 28 | 15 | 0 | 0 | 0% | 5.6 | 9.2 | 61% | 3.8 | 5.4 | 70% | 2.1 | 4.2 | 6.3 | 1.6 | 1 | 1.8 | 0.4 | 0.5 | 0.3 | 2.7 | 5 | 19.1 | | |
| Corrales, Iván | 30 | 29 | 29 | 9.1 | 1.7 | 4.6 | 37% | 1.2 | 2.8 | 44% | 1.5 | 1.8 | 87% | 0.2 | 1.6 | 1.8 | 3.3 | 0.9 | 2.1 | 0 | 0.5 | 0 | 2.8 | 2.1 | 7.1 | | |
| Radulovic, N. | 30 | 26 | 26 | 12.5 | 1.7 | 4.8 | 35% | 2.1 | 4 | 52% | 3.3 | 3.7 | 89% | 1.2 | 3.1 | 4.3 | 0.8 | 1.2 | 1.6 | 0.9 | 0.2 | 0.1 | 2.6 | 4.2 | 14 | | |
| Gomis, Joseph | 26 | 26 | 8 | 10.3 | 1.2 | 3.7 | 33% | 2.3 | 5.1 | 45% | 2.1 | 2.4 | 87% | 0.3 | 1.1 | 1.5 | 2.4 | 0.8 | 1.6 | 0.2 | 0.4 | 0 | 2.5 | 2.5 | 7.6 | | |
| Davis, Devin | 24 | 27 | 22 | 13 | 0 | 0 | 0 | 5.2 | 9.3 | 56% | 2.6 | 3.5 | 76% | 1.7 | 4.7 | 6.3 | 1.1 | 1.1 | 2.4 | 0.3 | 0.5 | 0.2 | 3.9 | 3.4 | 13.4 | | |
| San Emeterio | 23 | 23 | 13 | 7.3 | 0.7 | 1.6 | 42% | 1.6 | 3.7 | 44% | 2.2 | 3.1 | 70% | 0.9 | 2.3 | 3.2 | 1.4 | 0.6 | 1.3 | 0 | 0.2 | 0 | 2 | 3.2 | 8.3 | | |
| Santos, Joao | 30 | 18 | 10 | 5.8 | 1.3 | 3.2 | 41% | 0.6 | 1.4 | | | | | | | | | | | | | | | | | | |

GRAN CANARIA GRUPO DUNAS

Estadísticas acumuladas hasta la Jornada 30

TOTALES

| | Par jug | Puntos | | | Tiros de 3 | | | Tiros de 2 | | | Tiros libres | | | Rebotes | | | Asi efe | Balones | | Tapones | | Faltas | | | |
|------------------|---------|--------|----|------|------------|-----|-----|------------|------|-----|--------------|-----|------|---------|-----|-----|---------|---------|-----|---------|-----|--------|-----|-----|------|
| | | jug | 5i | Tot | Max | Con | Int | % | Con | Int | % | Con | Int | % | Ofe | Def | | Tot | Rec | Per | Fav | Con | Mat | Com | Rec |
| Savane, Sitapha | 30 | 900 | 24 | 419 | 0 | 2 | 0% | 153 | 260 | 59% | 113 | 155 | 73% | 57 | 115 | 172 | 45 | 34 | 57 | 47 | 16 | 13 | 76 | 126 | 543 |
| Williams, H. | 30 | 775 | 29 | 303 | 27 | 77 | 35% | 81 | 156 | 52% | 60 | 90 | 67% | 48 | 135 | 183 | 38 | 22 | 39 | 19 | 12 | 0 | 91 | 86 | 354 |
| Moran, Jim | 30 | 700 | 25 | 216 | 32 | 67 | 48% | 41 | 82 | 50% | 38 | 53 | 72% | 21 | 52 | 73 | 31 | 32 | 22 | 15 | 4 | 5 | 82 | 59 | 227 |
| Norris, Marcus | 30 | 691 | 26 | 347 | 40 | 111 | 36% | 73 | 148 | 49% | 81 | 103 | 79% | 17 | 68 | 85 | 76 | 40 | 80 | 3 | 8 | 0 | 76 | 100 | 319 |
| Guerra, Roberto | 30 | 679 | 12 | 239 | 30 | 90 | 33% | 56 | 107 | 52% | 37 | 53 | 70% | 15 | 41 | 56 | 41 | 33 | 18 | 1 | 11 | 8 | 45 | 64 | 233 |
| Martínez, G. | 30 | 534 | 4 | 120 | 14 | 57 | 25% | 21 | 60 | 35% | 36 | 43 | 84% | 5 | 21 | 26 | 64 | 13 | 37 | 0 | 6 | 0 | 50 | 59 | 100 |
| Klein, Jason | 30 | 449 | 9 | 125 | 31 | 82 | 38% | 14 | 31 | 45% | 4 | 8 | 50% | 15 | 34 | 49 | 6 | 9 | 12 | 1 | 1 | 1 | 42 | 10 | 73 |
| Winston, K. | 22 | 430 | 7 | 202 | 22 | 63 | 35% | 53 | 115 | 46% | 30 | 49 | 61% | 11 | 42 | 53 | 20 | 12 | 27 | 11 | 5 | 4 | 43 | 49 | 150 |
| Baldo, Víctor | 27 | 350 | 0 | 116 | 4 | 24 | 17% | 37 | 76 | 49% | 30 | 49 | 61% | 27 | 58 | 85 | 10 | 17 | 28 | 5 | 7 | 0 | 50 | 46 | 116 |
| Shaw, Casey | 21 | 301 | 7 | 85 | 0 | 0 | | 38 | 86 | 44% | 9 | 28 | 32% | 29 | 42 | 71 | 7 | 4 | 7 | 2 | 9 | 3 | 46 | 29 | 69 |
| Burgos, Rubén | 7 | 33 | 0 | 11 | 1 | 3 | 33% | 3 | 7 | 43% | 2 | 2 | 100% | 0 | 3 | 3 | 1 | 1 | 0 | 1 | 0 | 0 | 9 | 1 | 3 |
| B Harrington, A. | 8 | 137 | 7 | 78 | 18 | 36 | 50% | 8 | 18 | 44% | 8 | 11 | 73% | 1 | 5 | 6 | 4 | 3 | 9 | 0 | 2 | 0 | 22 | 14 | 41 |
| B Fox, Richard | 6 | 46 | 0 | 13 | 0 | 0 | | 5 | 11 | 45% | 3 | 5 | 60% | 7 | 8 | 15 | 2 | 0 | 2 | 0 | 1 | 0 | 12 | 5 | 12 |
| Datos de Equipo | 30 | | | 0 | 0 | 0 | | 0 | 0 | | 0 | 0 | | 32 | 47 | 79 | 0 | 17 | 16 | 0 | 0 | 0 | 0 | 6 | 86 |
| Totales | | 6025 | | 2274 | 219 | 612 | 36% | 583 | 1157 | 50% | 451 | 649 | 69% | 285 | 671 | 956 | 345 | 237 | 354 | 105 | 82 | 34 | 644 | 654 | 2326 |

PROMEDIOS

| | Par jug | Puntos | | | Tiros de 3 | | | Tiros de 2 | | | Tiros libres | | | Rebotes | | | Asi efe | Balones | | Tapones | | Faltas | | | |
|------------------|---------|--------|----|------|------------|------|-----|------------|------|-----|--------------|------|------|---------|------|------|---------|---------|------|---------|-----|--------|-------|------|-------|
| | | jug | 5i | Tot | Max | Con | Int | % | Con | Int | % | Con | Int | % | Ofe | Def | | Tot | Rec | Per | Fav | Con | Mat | Com | Rec |
| Savane, Sitapha | 30 | 30 | 24 | 14 | 0 | 0.1 | 0% | 5.1 | 8.7 | 59% | 3.8 | 5.2 | 73% | 1.9 | 3.8 | 5.7 | 1.5 | 1.1 | 1.9 | 1.6 | 0.5 | 0.4 | 2.5 | 4.2 | 18.1 |
| Williams, H. | 30 | 26 | 29 | 10.1 | 0.9 | 2.6 | 35% | 2.7 | 5.2 | 52% | 2 | 3 | 67% | 1.6 | 4.5 | 6.1 | 1.3 | 0.7 | 1.3 | 0.6 | 0.4 | 0 | 3 | 2.9 | 11.8 |
| Moran, Jim | 30 | 23 | 25 | 7.2 | 1.1 | 2.2 | 48% | 1.4 | 2.7 | 50% | 1.3 | 1.8 | 72% | 0.7 | 1.7 | 2.4 | 1 | 1.1 | 0.7 | 0.5 | 0.1 | 0.2 | 2.7 | 7.6 | |
| Norris, Marcus | 30 | 23 | 26 | 11.6 | 1.3 | 3.7 | 36% | 2.4 | 4.9 | 49% | 2.7 | 3.4 | 79% | 0.6 | 2.3 | 2.8 | 2.5 | 1.3 | 2.7 | 0.1 | 0.3 | 0 | 2.5 | 3.3 | 10.6 |
| Guerra, Roberto | 30 | 23 | 12 | 8 | 1 | 3 | 33% | 1.9 | 3.6 | 52% | 1.2 | 1.8 | 70% | 0.5 | 1.4 | 1.9 | 1.4 | 1.1 | 0.6 | 0 | 0.4 | 0.3 | 1.5 | 2.1 | 7.8 |
| Martínez, G. | 30 | 18 | 4 | 4 | 0.5 | 1.9 | 25% | 0.7 | 2 | 35% | 1.2 | 1.4 | 84% | 0.2 | 0.7 | 0.9 | 2.1 | 0.4 | 1.2 | 0 | 0.2 | 0 | 1.7 | 2 | 3.3 |
| Klein, Jason | 30 | 15 | 9 | 4.2 | 1 | 2.7 | 38% | 0.5 | 1 | 45% | 0.1 | 0.3 | 50% | 0.5 | 1.1 | 1.6 | 0.2 | 0.3 | 0.4 | 0 | 0 | 1.4 | 0.3 | 2.4 | |
| Winston, K. | 22 | 20 | 7 | 9.2 | 1 | 2.9 | 35% | 2.4 | 5.2 | 46% | 1.4 | 2.2 | 61% | 0.5 | 1.9 | 2.4 | 0.9 | 0.5 | 1.2 | 0.5 | 0.2 | 0.2 | 2.2 | 6.8 | |
| Baldo, Víctor | 27 | 13 | 0 | 4.3 | 0.1 | 0.9 | 17% | 1.4 | 2.8 | 49% | 1.1 | 1.8 | 61% | 1 | 2.1 | 3.1 | 0.4 | 0.6 | 1 | 0.2 | 0.3 | 0 | 1.9 | 1.7 | 4.3 |
| Shaw, Casey | 21 | 14 | 7 | 4 | 0 | 0 | | 1.8 | 4.1 | 44% | 0.4 | 1.3 | 32% | 1.4 | 2 | 3.4 | 0.3 | 0.2 | 0.3 | 0.1 | 0.4 | 0.1 | 2.2 | 1.4 | 3.3 |
| Burgos, Rubén | 7 | 5 | 0 | 1.6 | 0.1 | 0.4 | 33% | 0.4 | 1 | 43% | 0.3 | 0.3 | 100% | 0 | 0.4 | 0.4 | 0.1 | 0.1 | 0 | 0.1 | 0 | 0 | 1.3 | 0.1 | 0.4 |
| B Harrington, A. | 8 | 17 | 7 | 9.8 | 2.3 | 4.5 | 50% | 1 | 2.3 | 44% | 1 | 1.4 | 73% | 0.1 | 0.6 | 0.8 | 0.5 | 0.4 | 1.1 | 0 | 0.3 | 0 | 2.8 | 1.8 | 5.1 |
| B Fox, Richard | 6 | 8 | 0 | 2.2 | 0 | 0 | | 0.8 | 1.8 | 45% | 0.5 | 0.8 | 60% | 1.2 | 1.3 | 2.5 | 0.3 | 0 | 0.3 | 0 | 0.2 | 0 | 2 | 0.8 | 2 |
| Datos de Equipo | 30 | | | 0 | 0 | 0 | | 0 | 0 | | 1.1 | 1.6 | 2.6 | 0.6 | 0.5 | | | | | | | | 0.2 | 2.9 | |
| Totales | | 201 | | 75.8 | 7.3 | 20.4 | 36% | 19.4 | 38.6 | 50% | 15 | 21.6 | 69% | 9.5 | 22.4 | 31.9 | 11.5 | 7.9 | 11.8 | 3.5 | 2.7 | 1.1 | 121.5 | 21.8 | 877.5 |

LAGUN ARO BILBAO BASKET

Estadísticas acumuladas hasta la Jornada 30

TOTALES

| | Par jug | Puntos | | | Tiros de 3 | | | Tiros de 2 | | | Tiros libres | | | Rebotes | | | Asi efe | Balones | | Tapones | | Faltas | | | |
|-------------------|---------|--------|----|------|------------|-----|-----|------------|------|-----|--------------|-----|-----|---------|-----|-----|---------|---------|-----|---------|-----|--------|-----|-----|------|
| | | jug | 5i | Tot | Max | Con | Int | % | Con | Int | % | Con | Int | % | Ofe | Def | | Tot | Rec | Per | Fav | Con | Mat | Com | Rec |
| Scott, Richard | 30 | 881 | 26 | 388 | 16 | 40 | 40% | 129 | 250 | 52% | 82 | 111 | 74% | 38 | 103 | 141 | 48 | 26 | 89 | 4 | 16 | 3 | 96 | 116 | 348 |
| Panko, Andy | 30 | 857 | 26 | 429 | 31 | 87 | 36% | 119 | 214 | 56% | 98 | 114 | 86% | 38 | 101 | 139 | 20 | 28 | 49 | 2 | 11 | 13 | 70 | 124 | 445 |
| Salgado, Javier | 29 | 845 | 28 | 277 | 29 | 77 | 38% | 53 | 125 | 42% | 84 | 98 | 86% | 13 | 54 | 67 | 103 | 31 | 54 | 0 | 7 | 0 | 63 | 99 | 319 |
| Weis, Frederic | 30 | 805 | 26 | 203 | 0 | 0 | | 89 | 142 | 63% | 25 | 70 | 36% | 94 | 118 | 212 | 6 | 20 | 36 | 48 | 6 | 19 | 96 | 76 | 329 |
| Montañez, Román | 29 | 725 | 21 | 221 | 26 | 83 | 31% | 43 | 81 | 53% | 57 | 66 | 86% | 5 | 40 | 45 | 38 | 28 | 42 | 1 | 3 | 0 | 80 | 77 | 181 |
| Savovic, P. | 23 | 431 | 10 | 151 | 20 | 71 | 28% | 25 | 45 | 56% | 41 | 51 | 80% | 8 | 29 | 37 | 9 | 14 | 23 | 0 | 5 | 0 | 64 | 56 | 94 |
| Banic, Marko | 27 | 394 | 4 | 162 | 3 | 6 | 50% | 58 | 103 | 56% | 37 | 44 | 84% | 35 | 29 | 64 | 9 | 8 | 20 | 1 | 10 | 0 | 49 | 35 | 145 |
| Rancik, Martin | 11 | 233 | 4 | 123 | 7 | 17 | 41% | 39 | 88 | 44% | 24 | 32 | 75% | 12 | 25 | 37 | 8 | 9 | 9 | 7 | 1 | 8 | 29 | 25 | 103 |
| Majstorovic, M. | 19 | 199 | 0 | 48 | 2 | 15 | 13% | 16 | 35 | 46% | 10 | 14 | 71% | 12 | 23 | 35 | 2 | 8 | 11 | 3 | 3 | 0 | 23 | 17 | 40 |
| Stefanovic, S. | 9 | 108 | 0 | 43 | 5 | 14 | 36% | 8 | 16 | 50% | 12 | 13 | 92% | 2 | 6 | 8 | 7 | 2 | 14 | 0 | 0 | 0 | 29 | 11 | 10 |
| Cabeza, F. | 7 | 7 | 0 | 1 | 0 | 0 | | 0 | 1 | 0% | 1 | 2 | 50% | 1 | 0 | 1 | 0 | 0 | 0 | 0 | 0 | 0 | 1 | 1 | 0 |
| B Koljevic, Ivan | 20 | 253 | 1 | 135 | 24 | 67 | 36% | 17 | 48 | 35% | 29 | 32 | 91% | 14 | 17 | 31 | 33 | 10 | 29 | 0 | 10 | 0 | 32 | 39 | 100 |
| B Quintana, Rubén | 15 | 198 | 2 | 36 | 3 | 13 | 23% | 9 | 24 | 38% | 9 | 10 | 90% | 3 | 13 | 16 | 13 | 15 | 12 | 0 | 2 | 1 | 20 | 17 | 37 |
| Datos de Equipo | 30 | | | 0 | 0 | 0 | | 0 | 0 | | 0 | 0 | | 33 | 59 | 92 | 0 | 13 | 26 | 0 | 0 | 0 | 3 | 5 | 81 |
| Totales | | 5937 | | 2217 | 166 | 490 | 34% | 605 | 1172 | 52% | 509 | 657 | 77% | 308 | 617 | 925 | 296 | 212 | 414 | 66 | 74 | 44 | 655 | 698 | 2232 |

PROMEDIOS

| | Par jug | Puntos | | | Tiros de 3 | | | Tiros de 2 | | | Tiros libres | | | Rebotes | | | Asi efe | Balones | | Tapones | | Faltas | | | |
|-----------------|---------|--------|----|------|------------|-----|-----|------------|-----|-----|--------------|-----|-----|---------|-----|-----|---------|---------|-----|---------|-----|--------|-----|-----|------|
| | | jug | 5i | Tot | Max | Con | Int | % | Con | Int | % | Con | Int | % | Ofe | Def | | Tot | Rec | Per | Fav | Con | Mat | Com | Rec |
| Scott, Richard | 30 | 29 | 26 | 12.9 | 0.5 | 1.3 | 40% | 4.3 | 8.3 | 52% | 2.7 | 3.7 | 74% | 1.3 | 3.4 | 4.7 | 1.6 | 0.9 | 3 | 0.1 | 0.5 | 0.1 | 3.2 | 3.9 | 11.6 |
| Panko, Andy | 30 | 29 | 26 | 14.3 | 1 | 2.9 | 36% | 4 | 7.1 | 56% | 3.3 | 3.8 | 86% | 1.3 | 3.4 | 4.6 | 0.7 | 0.9 | 1.6 | 0.1 | 0.4 | 0.4 | 2.3 | 4.1 | 14.8 |
| Salgado, Javier | 29 | 29 | 28 | 9.6 | 1 | 2.7 | 38% | 1.8 | 4.3 | 42% | 2.9 | 3.4 | 86% | 0.4 | 1.9 | 2.3 | 3.6 | 1.1 | 1.9 | 0 | 0.2 | 0 | 2.2 | 3.4 | 11 |
| Weis, Frederic | 30 | 27 | 26 | 6.8 | 0 | 0 | | 3 | 4.7 | 63% | 0.8 | 2.3 | 36% | 3.1 | 3.9 | 7.1 | 0.2</ | | | | | | | | |

SERVICIO DE ESTADISTICAS ACB

LECHE RÍO

Estadísticas acumuladas hasta la Jornada 30

TOTALES

| | Par jug | Min | | Puntos | | Tiros de 3 | | Tiros de 2 | | Tiros libres | | Rebotes | | | Asi | Balones | | Taponos | | Faltas | | | | | |
|-----------------|---------|------|----|--------|-----|------------|-----|------------|------|--------------|-----|---------|-----|-----|-----|---------|-----|---------|-----|--------|-----|-----|-----|-----|------|
| | | jug | 5i | Tot | Max | Con | Int | % | Con | Int | % | Con | Int | % | Ofe | Def | Tot | efe | Rec | Per | Fav | Con | Mat | Com | Rec |
| Mickeal, Pete | 30 | 1012 | 29 | 588 | 11 | 31 | 35% | 181 | 360 | 50% | 193 | 237 | 81% | 74 | 146 | 220 | 44 | 40 | 91 | 22 | 44 | 16 | 83 | 201 | 654 |
| Alzamora, Alf. | 30 | 708 | 26 | 199 | 14 | 42 | 33% | 60 | 136 | 44% | 37 | 55 | 67% | 37 | 79 | 116 | 28 | 32 | 52 | 4 | 11 | 1 | 109 | 88 | 173 |
| Bogavac, N. | 26 | 688 | 18 | 300 | 44 | 115 | 38% | 38 | 65 | 58% | 92 | 102 | 90% | 4 | 39 | 43 | 38 | 30 | 38 | 1 | 6 | 0 | 73 | 81 | 268 |
| Ostojic, Djuro | 28 | 586 | 11 | 198 | 1 | 2 | 50% | 77 | 144 | 53% | 41 | 73 | 56% | 46 | 57 | 103 | 17 | 17 | 54 | 10 | 14 | 0 | 89 | 71 | 159 |
| Carraretto, M. | 30 | 571 | 11 | 162 | 28 | 73 | 38% | 28 | 70 | 40% | 22 | 27 | 81% | 3 | 29 | 32 | 17 | 14 | 26 | 1 | 10 | 1 | 69 | 33 | 62 |
| Sartorelli, J. | 27 | 522 | 8 | 139 | 21 | 55 | 38% | 27 | 59 | 46% | 22 | 31 | 71% | 11 | 30 | 41 | 53 | 21 | 50 | 3 | 5 | 0 | 83 | 37 | 81 |
| McNaull, Joe | 29 | 496 | 14 | 186 | 0 | 0 | | 81 | 149 | 54% | 24 | 38 | 63% | 62 | 90 | 152 | 9 | 13 | 37 | 24 | 15 | 5 | 73 | 32 | 209 |
| Brown, Gerald | 13 | 358 | 13 | 158 | 13 | 31 | 42% | 49 | 92 | 53% | 21 | 22 | 95% | 3 | 14 | 17 | 24 | 9 | 23 | 0 | 4 | 0 | 31 | 25 | 113 |
| Urtasun, Txemi | 26 | 286 | 2 | 83 | 13 | 42 | 31% | 15 | 33 | 45% | 14 | 21 | 67% | 3 | 11 | 14 | 12 | 10 | 24 | 0 | 2 | 0 | 37 | 21 | 23 |
| Reyes, Alfonso | 21 | 263 | 3 | 78 | 0 | 0 | | 31 | 59 | 53% | 16 | 24 | 67% | 19 | 34 | 53 | 5 | 4 | 15 | 2 | 7 | 0 | 43 | 24 | 65 |
| Rodríguez, Javi | 12 | 148 | 6 | 27 | 1 | 7 | 14% | 5 | 14 | 36% | 14 | 24 | 58% | 5 | 18 | 23 | 17 | 8 | 18 | 1 | 1 | 0 | 25 | 23 | 30 |
| Piedrafita, R. | 1 | 0 | 0 | 0 | 0 | 0 | | 0 | 0 | | 0 | 0 | | 0 | 0 | 0 | 0 | 0 | 0 | 0 | 0 | 0 | 0 | 0 | 0 |
| B Grant, Tyrone | 13 | 292 | 6 | 127 | 3 | 11 | 27% | 38 | 82 | 46% | 42 | 54 | 78% | 18 | 46 | 64 | 14 | 12 | 29 | 0 | 9 | 0 | 39 | 46 | 122 |
| B Gil, David | 9 | 145 | 3 | 37 | 9 | 21 | 43% | 3 | 9 | 33% | 4 | 5 | 80% | 2 | 5 | 7 | 12 | 5 | 10 | 0 | 2 | 0 | 16 | 9 | 23 |
| Datos de Equipo | 30 | | | 0 | 0 | 0 | | 0 | 0 | | 0 | 0 | | 60 | 59 | 119 | 0 | 13 | 24 | 0 | 0 | 0 | 7 | 7 | 108 |
| Totales | | 6075 | | 2282 | 158 | 430 | 37% | 633 | 1272 | 50% | 542 | 713 | 76% | 347 | 657 | 1004 | 290 | 228 | 491 | 68 | 130 | 23 | 777 | 698 | 2090 |

PROMEDIOS

| | Par jug | Min | | Puntos | | Tiros de 3 | | Tiros de 2 | | Tiros libres | | Rebotes | | | Asi | Balones | | Taponos | | Faltas | | | | | | |
|-----------------|---------|-----|----|--------|-----|------------|-----|------------|------|--------------|------|---------|-----|------|------|---------|-----|---------|------|--------|-----|-----|-----|------|------|-----|
| | | jug | 5i | Tot | Max | Con | Int | % | Con | Int | % | Con | Int | % | Ofe | Def | Tot | efe | Rec | Per | Fav | Con | Mat | Com | Rec | Val |
| Mickeal, Pete | 30 | 34 | 29 | 19.6 | 0.4 | 1 | 35% | 6 | 12 | 50% | 6.4 | 7.9 | 81% | 2.5 | 4.9 | 7.3 | 1.5 | 1.3 | 3 | 0.7 | 1.5 | 0.5 | 2.8 | 6.7 | 21.8 | |
| Alzamora, Alf. | 30 | 24 | 26 | 6.6 | 0.5 | 1.4 | 33% | 2 | 4.5 | 44% | 1.2 | 1.8 | 67% | 1.2 | 2.6 | 3.9 | 0.9 | 1.1 | 1.7 | 0.1 | 0.4 | 0 | 3.6 | 2.9 | 5.8 | |
| Bogavac, N. | 26 | 26 | 18 | 11.5 | 1.7 | 4.4 | 38% | 1.5 | 2.5 | 58% | 3.5 | 3.9 | 90% | 0.2 | 1.5 | 1.7 | 1.5 | 1.2 | 1.5 | 0 | 0.2 | 0 | 2.8 | 3.1 | 10.3 | |
| Ostojic, Djuro | 28 | 21 | 11 | 7.1 | 0 | 0.1 | 50% | 2.8 | 5.1 | 53% | 1.5 | 2.6 | 56% | 1.6 | 2 | 3.7 | 0.6 | 0.6 | 1.9 | 0.4 | 0.5 | 0 | 3.2 | 5 | 5.7 | |
| Carraretto, M. | 30 | 19 | 11 | 5.4 | 0.9 | 2.4 | 38% | 0.9 | 2.3 | 40% | 0.7 | 0.9 | 81% | 0.1 | 1 | 1.1 | 0.6 | 0.5 | 0.9 | 0 | 0.3 | 0 | 2.3 | 1.1 | 2.1 | |
| Sartorelli, J. | 27 | 19 | 8 | 5.1 | 0.8 | 2 | 38% | 1 | 2.2 | 46% | 0.8 | 1.1 | 71% | 0.4 | 1.1 | 1.5 | 2 | 0.8 | 1.9 | 0.1 | 0.2 | 0 | 3.1 | 1.4 | 3 | |
| McNaull, Joe | 29 | 17 | 14 | 6.4 | 0 | 0 | | 2.8 | 5.1 | 54% | 0.8 | 1.3 | 63% | 2.1 | 3.1 | 5.2 | 0.3 | 0.4 | 1.3 | 0.8 | 0.5 | 0.2 | 2.5 | 1.1 | 7.2 | |
| Brown, Gerald | 13 | 28 | 13 | 12.2 | 1 | 2.4 | 42% | 3.8 | 7.1 | 53% | 1.6 | 1.7 | 95% | 0.2 | 1.1 | 1.3 | 1.8 | 0.7 | 1.8 | 0 | 0.3 | 0 | 2.4 | 1.9 | 8.7 | |
| Urtasun, Txemi | 26 | 11 | 2 | 3.2 | 0.5 | 1.6 | 31% | 0.6 | 1.3 | 45% | 0.5 | 0.8 | 67% | 0.1 | 0.4 | 0.5 | 0.5 | 0.4 | 0.9 | 0 | 0.1 | 0 | 1.4 | 0.8 | 0.9 | |
| Reyes, Alfonso | 21 | 13 | 3 | 3.7 | 0 | 0 | | 1.5 | 2.8 | 53% | 0.8 | 1.1 | 67% | 0.9 | 1.6 | 2.5 | 0.2 | 0.2 | 0.7 | 0.1 | 0.3 | 0 | 2 | 1.1 | 3.1 | |
| Rodríguez, Javi | 12 | 12 | 6 | 2.3 | 0.1 | 0.6 | 14% | 0.4 | 1.2 | 36% | 1.2 | 2 | 58% | 0.4 | 1.5 | 1.9 | 1.4 | 0.7 | 1.5 | 0.1 | 0.1 | 0 | 2.1 | 1.9 | 2.5 | |
| Piedrafita, R. | 1 | 0 | 0 | 0 | 0 | 0 | | 0 | 0 | | 0 | 0 | | 0 | 0 | 0 | 0 | 0 | 0 | 0 | 0 | 0 | 0 | 0 | 0 | |
| B Grant, Tyrone | 13 | 22 | 6 | 9.8 | 0.2 | 0.8 | 27% | 2.9 | 6.3 | 46% | 3.2 | 4.2 | 78% | 1.4 | 3.5 | 4.9 | 1.1 | 0.9 | 2.2 | 0 | 0.7 | 0 | 3 | 3.5 | 9.4 | |
| B Gil, David | 9 | 16 | 3 | 4.1 | 1 | 2.3 | 43% | 0.3 | 1 | 33% | 0.4 | 0.6 | 80% | 0.2 | 0.6 | 0.8 | 1.3 | 0.6 | 1.1 | 0 | 0.2 | 0 | 1.8 | 1 | 2.6 | |
| Datos de Equipo | 30 | | | 0 | 2 | 2 | 4 | | | | 2 | 2 | 4 | | | | | 0.4 | 0.8 | | | | 0.2 | 0.2 | 3.6 | |
| Totales | | 203 | | 76.1 | 5.3 | 14.3 | 37% | 21.1 | 42.4 | 50% | 18.1 | 23.8 | 76% | 11.6 | 21.9 | 33.5 | 9.7 | 7.6 | 16.4 | 2.3 | 4.3 | 0.8 | 2.5 | 9.23 | 3.69 | 7.7 |

LLANERA MENORCA

Estadísticas acumuladas hasta la Jornada 30

TOTALES

| | Par jug | Min | | Puntos | | Tiros de 3 | | Tiros de 2 | | Tiros libres | | Rebotes | | | Asi | Balones | | Taponos | | Faltas | | | | | |
|-------------------|---------|------|----|--------|-----|------------|-----|------------|------|--------------|-----|---------|-----|-----|-----|---------|-----|---------|-----|--------|-----|-----|-----|-----|------|
| | | jug | 5i | Tot | Max | Con | Int | % | Con | Int | % | Con | Int | % | Ofe | Def | Tot | efe | Rec | Per | Fav | Con | Mat | Com | Rec |
| Stojic, Mario | 30 | 768 | 30 | 313 | 31 | 80 | 39% | 82 | 158 | 52% | 56 | 71 | 79% | 18 | 45 | 63 | 44 | 25 | 63 | 1 | 12 | 5 | 66 | 81 | 246 |
| Yáñez, Nacho | 30 | 703 | 7 | 294 | 39 | 106 | 37% | 45 | 92 | 49% | 87 | 108 | 81% | 30 | 86 | 116 | 20 | 26 | 32 | 5 | 4 | 4 | 61 | 100 | 329 |
| Moss, Chris | 22 | 698 | 19 | 295 | 2 | 9 | 22% | 106 | 214 | 50% | 77 | 111 | 69% | 55 | 99 | 154 | 8 | 13 | 42 | 21 | 19 | 14 | 52 | 92 | 321 |
| Miguel, Alberto | 30 | 696 | 19 | 251 | 48 | 122 | 39% | 42 | 95 | 44% | 23 | 26 | 88% | 12 | 52 | 64 | 25 | 18 | 30 | 1 | 6 | 3 | 59 | 38 | 172 |
| Krstic, V. | 27 | 659 | 20 | 223 | 29 | 97 | 30% | 42 | 83 | 51% | 52 | 63 | 83% | 12 | 62 | 74 | 75 | 42 | 56 | 0 | 8 | 0 | 67 | 77 | 240 |
| Reynés, P. | 30 | 573 | 12 | 201 | 15 | 52 | 29% | 50 | 108 | 46% | 56 | 68 | 82% | 15 | 41 | 56 | 65 | 25 | 46 | 1 | 8 | 0 | 57 | 59 | 189 |
| Stimac, Andrej | 28 | 405 | 11 | 147 | 16 | 44 | 36% | 30 | 60 | 50% | 39 | 52 | 75% | 25 | 29 | 54 | 10 | 12 | 21 | 0 | 8 | 0 | 42 | 43 | 124 |
| Kornegay, Chuck | 16 | 236 | 2 | 74 | 0 | 0 | | 27 | 60 | 45% | 20 | 41 | 49% | 20 | 30 | 50 | 4 | 4 | 20 | 8 | 3 | 6 | 34 | 31 | 60 |
| Llorens, Jordi | 21 | 233 | 0 | 74 | 0 | 0 | | 34 | 54 | 63% | 6 | 13 | 46% | 24 | 29 | 53 | 5 | 6 | 17 | 0 | 6 | 0 | 46 | 22 | 64 |
| Sabaté, F. | 13 | 85 | 0 | 22 | 3 | 4 | 75% | 2 | 12 | 17% | 9 | 10 | 90% | 3 | 3 | 6 | 12 | 5 | 6 | 0 | 4 | 0 | 18 | 9 | 14 |
| Brown, Elton | 1 | 3 | 0 | 0 | 0 | 0 | | 0 | 1 | 0% | 0 | 0 | | 0 | 0 | 0 | 0 | 0 | 0 | 0 | 0 | 0 | 0 | 0 | -1 |
| Torres, Marc | 1 | 1 | 0 | 0 | 0 | 0 | | 0 | 0 | | 0 | 0 | | 0 | 0 | 0 | 0 | 0 | 0 | 0 | 0 | 0 | 0 | 0 | 0 |
| B Eley, Bud | 28 | 762 | 28 | 315 | 0 | 4 | 0% | 135 | 239 | 56% | 45 | 71 | 63% | 65 | 115 | 180 | 15 | 43 | 55 | 28 | 24 | 7 | 103 | 93 | 358 |
| B Camps, Salva | 8 | 100 | 1 | 29 | 4 | 19 | 21% | 5 | 16 | 31% | 7 | 11 | 64% | 1 | 4 | 5 | 12 | 5 | 16 | 0 | 5 | 0 | 14 | 13 | -1 |
| B Maras, Robert | 6 | 55 | 0 | 16 | 0 | 0 | | 4 | 11 | 36% | 8 | 10 | 80% | 3 | 4 | 7 | 0 | 3 | 4 | 0 | 0 | 0 | 10 | 7 | 10 |
| B Beric, Miroslav | 2 | 24 | 1 | 13 | 2 | 5 | 40% | 2 | 4 | 50% | 3 | 8 | 38% | 1 | 1 | 2 | 0 | 0 | 3 | 0 | 0 | 0 | 5 | 5 | 2 |
| Datos de Equipo | 30 | | | 0 | 0 | 0 | | 0 | 0 | | 0 | 0 | | 35 | 54 | 89 | 0 | 15 | 17 | 0 | 0 | 0 | 4 | 3 | 86 |
| Totales | | 6000 | | 2267 | 189 | 542 | 35% | 606 | 1207 | 50% | 488 | 663 | 74% | 319 | 654 | 973 | 295 | 242 | 428 | 65 | 107 | 39 | 638 | 673 | 2213 |

PROMEDIOS

| | Par jug |
|--|---------|
|--|---------|

PAMESA VALENCIA

Estadísticas acumuladas hasta la Jornada 30

TOTALES

| | Par jug | Min jug | 5i | Puntos | | Tiros de 3 | | | Tiros de 2 | | | Tiros libres | | | Rebotes | | | Asi efe | Balones | | Tapones | | Faltas | | |
|-------------------|---------|---------|----|--------|-----|------------|-----|-----|------------|-----|-----|--------------|-----|-----|---------|------|-----|---------|---------|-----|---------|-----|--------|-----|------|
| | | | | Tot | Max | Con | Int | % | Con | Int | % | Con | Int | % | Ofe | Def | Tot | | Rec | Per | Fav | Con | Mat | Com | Rec |
| Avdalovic, Vule | 29 | 882 | 29 | 385 | 48 | 99 | 48% | 68 | 121 | 56% | 105 | 127 | 83% | 21 | 33 | 54 | 114 | 42 | 57 | 2 | 12 | 0 | 87 | 143 | 458 |
| Timinskas, M. | 30 | 809 | 28 | 314 | 44 | 100 | 44% | 55 | 130 | 42% | 72 | 90 | 80% | 33 | 107 | 140 | 43 | 31 | 43 | 7 | 14 | 1 | 91 | 90 | 328 |
| Dikoudis, Dimos | 30 | 806 | 30 | 421 | 17 | 48 | 35% | 158 | 280 | 56% | 54 | 101 | 53% | 60 | 112 | 172 | 32 | 16 | 62 | 8 | 23 | 8 | 94 | 113 | 383 |
| Harrington, J. | 30 | 640 | 5 | 186 | 16 | 60 | 27% | 42 | 123 | 34% | 54 | 86 | 63% | 17 | 42 | 59 | 65 | 33 | 46 | 11 | 13 | 4 | 97 | 78 | 119 |
| Garcés, Rubén | 28 | 622 | 22 | 261 | 0 | 2 | 0% | 111 | 216 | 51% | 39 | 72 | 54% | 73 | 120 | 193 | 10 | 13 | 48 | 17 | 24 | 7 | 74 | 66 | 274 |
| Miralles, A. | 28 | 484 | 8 | 181 | 5 | 24 | 21% | 73 | 138 | 53% | 20 | 36 | 56% | 50 | 71 | 121 | 8 | 18 | 25 | 16 | 11 | 14 | 68 | 34 | 174 |
| Sklavos, V. | 29 | 468 | 0 | 166 | 32 | 83 | 39% | 12 | 35 | 34% | 46 | 63 | 73% | 28 | 66 | 94 | 11 | 9 | 24 | 6 | 5 | 0 | 51 | 68 | 183 |
| Yebrá, Oscar | 25 | 376 | 5 | 140 | 30 | 80 | 38% | 14 | 35 | 40% | 22 | 26 | 85% | 14 | 33 | 47 | 12 | 14 | 29 | 4 | 2 | 0 | 44 | 38 | 105 |
| Luenço, Víctor | 25 | 236 | 4 | 50 | 4 | 15 | 27% | 13 | 27 | 48% | 12 | 21 | 57% | 9 | 19 | 28 | 18 | 13 | 19 | 1 | 4 | 0 | 25 | 24 | 52 |
| Stoykov, Todor | 7 | 80 | 2 | 25 | 3 | 10 | 30% | 4 | 6 | 67% | 8 | 12 | 67% | 1 | 4 | 5 | 4 | 3 | 6 | 1 | 0 | 2 | 4 | 8 | 23 |
| Goldwire, A. | 4 | 43 | 0 | 13 | 3 | 11 | 27% | 2 | 9 | 22% | 0 | 0 | | 0 | 3 | 3 | 4 | 1 | 4 | 0 | 1 | 0 | 5 | 1 | -3 |
| Bivia, Carles | 1 | 0 | 0 | 0 | 0 | 0 | | 0 | 0 | | 0 | 0 | | 0 | 0 | 0 | 0 | 0 | 0 | 0 | 0 | 0 | 1 | 0 | -1 |
| B Stepp, B. | 13 | 324 | 10 | 113 | 28 | 64 | 44% | 11 | 25 | 44% | 7 | 10 | 70% | 7 | 12 | 19 | 24 | 10 | 12 | 1 | 5 | 0 | 27 | 14 | 84 |
| B Dial, Derrick | 8 | 216 | 7 | 77 | 12 | 54 | 22% | 11 | 31 | 35% | 19 | 28 | 68% | 2 | 22 | 24 | 10 | 6 | 7 | 2 | 3 | 0 | 18 | 17 | 37 |
| B Larragán, Borja | 3 | 14 | 0 | 3 | 1 | 2 | 50% | 0 | 0 | | 0 | 0 | | 0 | 0 | 0 | 0 | 0 | 0 | 0 | 0 | 0 | 1 | 3 | |
| Datos de Equipo | 30 | | | | 0 | 0 | | 0 | 0 | | 0 | 0 | | 37 | 50 | 87 | 0 | 14 | 15 | 0 | 0 | 0 | 1 | 4 | 89 |
| Totales | | 6000 | | 2335 | 243 | 652 | 37% | 574 | 1176 | 49% | 458 | 672 | 68% | 352 | 694 | 1046 | 355 | 223 | 397 | 76 | 117 | 36 | 687 | 699 | 2308 |

PROMEDIOS

| | Par jug | Min jug | 5i | Puntos | | Tiros de 3 | | | Tiros de 2 | | | Tiros libres | | | Rebotes | | | Asi efe | Balones | | Tapones | | Faltas | | | |
|-------------------|---------|---------|----|--------|-----|------------|-----|------|------------|-----|------|--------------|-----|------|---------|------|------|---------|---------|-----|---------|-----|--------|-----|------|-----|
| | | | | Tot | Max | Con | Int | % | Con | Int | % | Con | Int | % | Ofe | Def | Tot | | Rec | Per | Fav | Con | Mat | Com | Rec | Val |
| Avdalovic, Vule | 29 | 30 | 29 | 13.3 | 1.7 | 3.4 | 48% | 2.3 | 4.2 | 56% | 3.6 | 4.4 | 83% | 0.7 | 1.1 | 1.9 | 3.9 | 1.4 | 2 | 0.1 | 0.4 | 0 | 3 | 4.9 | 15.8 | |
| Timinskas, M. | 30 | 27 | 28 | 10.5 | 1.5 | 3.3 | 44% | 1.8 | 4.3 | 42% | 2.4 | 3 | 80% | 1.1 | 3.6 | 4.7 | 1.4 | 1 | 1.4 | 0.2 | 0.5 | 0 | 3 | 3 | 10.9 | |
| Dikoudis, Dimos | 30 | 27 | 30 | 14 | 0.6 | 1.6 | 35% | 5.3 | 9.3 | 56% | 1.8 | 3.4 | 53% | 2 | 3.7 | 5.7 | 1.1 | 0.5 | 2.1 | 0.3 | 0.8 | 0.3 | 3.1 | 3.8 | 12.8 | |
| Harrington, J. | 30 | 21 | 5 | 6.2 | 0.5 | 2 | 27% | 1.4 | 4.1 | 34% | 1.8 | 2.9 | 63% | 0.6 | 1.4 | 2 | 2.2 | 1.1 | 1.5 | 0.4 | 0.4 | 0.1 | 3.2 | 2.6 | 4 | |
| Garcés, Rubén | 28 | 22 | 22 | 9.3 | 0 | 0.1 | 0% | 4 | 7.7 | 51% | 1.4 | 2.6 | 54% | 2.6 | 4.3 | 6.9 | 0.4 | 0.5 | 1.7 | 0.6 | 0.9 | 0.3 | 2.6 | 2.4 | 9.8 | |
| Miralles, A. | 28 | 17 | 8 | 6.5 | 0.2 | 0.9 | 21% | 2.6 | 4.9 | 53% | 0.7 | 1.3 | 56% | 1.8 | 2.5 | 4.3 | 0.3 | 0.6 | 0.9 | 0.6 | 0.4 | 0.5 | 2.4 | 1.2 | 6.2 | |
| Sklavos, V. | 29 | 16 | 0 | 5.7 | 1.1 | 2.9 | 39% | 0.4 | 1.2 | 34% | 1.6 | 2.2 | 73% | 1 | 2.3 | 3.2 | 0.4 | 0.3 | 0.8 | 0.2 | 0.2 | 0 | 1.8 | 2.3 | 6.3 | |
| Yebrá, Oscar | 25 | 15 | 5 | 5.6 | 1.2 | 3.2 | 38% | 0.6 | 1.4 | 40% | 0.9 | 1 | 85% | 0.6 | 1.3 | 1.9 | 0.5 | 0.6 | 1.2 | 0.2 | 0.1 | 0 | 1.8 | 1.5 | 4.2 | |
| Luenço, Víctor | 25 | 9 | 4 | 2 | 0.2 | 0.6 | 27% | 0.5 | 1.1 | 48% | 0.5 | 0.8 | 57% | 0.4 | 0.8 | 1.1 | 0.7 | 0.5 | 0.8 | 0 | 0.2 | 0 | 1 | 1 | 2.1 | |
| Stoykov, Todor | 7 | 11 | 2 | 3.6 | 0.4 | 1.4 | 30% | 0.6 | 0.9 | 67% | 1.1 | 1.7 | 67% | 0.1 | 0.6 | 0.7 | 0.6 | 0.4 | 0.9 | 0.1 | 0 | 0.3 | 0.6 | 1.1 | 3.3 | |
| Goldwire, A. | 4 | 11 | 0 | 3.3 | 0.8 | 2.8 | 27% | 0.5 | 2.3 | 22% | 0 | 0 | | 0 | 0.8 | 0.8 | 1 | 0.3 | 1 | 0 | 0.3 | 0 | 1.3 | 0.3 | -0.8 | |
| Bivia, Carles | 1 | 0 | 0 | 0 | 0 | 0 | | 0 | 0 | | 0 | 0 | | 0 | 0 | 0 | 0 | 0 | 0 | 0 | 0 | 0 | 1 | 0 | -1 | |
| B Stepp, B. | 13 | 25 | 10 | 8.7 | 2.2 | 4.9 | 44% | 0.8 | 1.9 | 44% | 0.5 | 0.8 | 70% | 0.5 | 0.9 | 1.5 | 1.8 | 0.8 | 0.9 | 0.1 | 0.4 | 0 | 2.1 | 1.1 | 6.5 | |
| B Dial, Derrick | 8 | 27 | 7 | 9.6 | 1.5 | 6.8 | 22% | 1.4 | 3.9 | 35% | 2.4 | 3.5 | 68% | 0.3 | 2.8 | 3 | 1.3 | 0.8 | 0.9 | 0.3 | 0.4 | 0 | 2.3 | 2.1 | 4.6 | |
| B Larragán, Borja | 3 | 5 | 0 | 1 | 0.3 | 0.7 | 50% | 0 | 0 | | 0 | 0 | | 0 | 0 | 0 | 0 | 0 | 0 | 0 | 0 | 0 | 0 | 0.3 | 1 | |
| Datos de Equipo | 30 | | | | | | | | | | | | | 1.2 | 1.7 | 2.9 | | 0.5 | 0.5 | | | | 0.1 | 3 | | |
| Totales | | 200 | | 77.8 | 8.1 | 21.7 | 37% | 19.1 | 39.2 | 49% | 15.3 | 22.4 | 68% | 11.7 | 23.1 | 34.9 | 11.8 | 7.4 | 13.2 | 2.5 | 3.9 | 1.2 | 22.2 | 9.2 | 37.6 | 9.9 |

REAL MADRID

Estadísticas acumuladas hasta la Jornada 30

TOTALES

| | Par jug | Min jug | 5i | Puntos | | Tiros de 3 | | | Tiros de 2 | | | Tiros libres | | | Rebotes | | | Asi efe | Balones | | Tapones | | Faltas | | |
|-------------------|---------|---------|----|--------|-----|------------|-----|-----|------------|-----|-----|--------------|-----|-----|---------|------|-----|---------|---------|-----|---------|-----|--------|-----|------|
| | | | | Tot | Max | Con | Int | % | Con | Int | % | Con | Int | % | Ofe | Def | Tot | | Rec | Per | Fav | Con | Mat | Com | Rec |
| Bullock, Louis | 28 | 826 | 27 | 472 | 58 | 156 | 37% | 83 | 181 | 46% | 132 | 149 | 89% | 10 | 42 | 52 | 67 | 38 | 42 | 0 | 11 | 0 | 80 | 133 | 416 |
| Reyes, Felipe | 30 | 788 | 28 | 316 | 0 | 0 | | 112 | 230 | 49% | 92 | 144 | 64% | 73 | 151 | 224 | 33 | 45 | 45 | 21 | 12 | 12 | 108 | 138 | 442 |
| Sonko, Mous | 30 | 740 | 20 | 185 | 32 | 97 | 33% | 29 | 58 | 50% | 31 | 39 | 79% | 14 | 35 | 49 | 54 | 22 | 41 | 6 | 5 | 0 | 82 | 56 | 142 |
| Rakocevic, Igor | 24 | 677 | 10 | 367 | 47 | 127 | 37% | 67 | 132 | 51% | 92 | 121 | 76% | 8 | 45 | 53 | 76 | 25 | 72 | 0 | 8 | 2 | 57 | 99 | 309 |
| Gélabale, M. | 29 | 660 | 14 | 205 | 16 | 48 | 33% | 53 | 110 | 48% | 51 | 67 | 76% | 35 | 65 | 100 | 38 | 12 | 40 | 8 | 0 | 11 | 71 | 57 | 204 |
| Hervelle, Axel | 26 | 613 | 12 | 216 | 35 | 94 | 37% | 41 | 77 | 53% | 29 | 43 | 67% | 51 | 82 | 133 | 23 | 20 | 28 | 11 | 5 | 5 | 86 | 42 | 217 |
| Hamilton, V. | 30 | 606 | 18 | 171 | 0 | 0 | | 69 | 125 | 55% | 33 | 46 | 72% | 73 | 87 | 160 | 20 | 29 | 48 | 41 | 3 | 10 | 92 | 60 | 269 |
| Hdez-Sonseca, E. | 24 | 249 | 2 | 96 | 5 | 11 | 45% | 31 | 62 | 50% | 19 | 24 | 79% | 26 | 39 | 65 | 4 | 9 | 10 | 16 | 7 | 10 | 21 | 18 | 128 |
| Scales, Alex | 9 | 154 | 4 | 59 | 8 | 24 | 33% | 11 | 25 | 44% | 13 | 15 | 87% | 1 | 15 | 16 | 5 | 10 | 14 | 0 | 1 | 2 | 27 | 13 | 29 |
| Fisher, Josh | 10 | 125 | 3 | 44 | 8 | 14 | 57% | 6 | 10 | 60% | 8 | 11 | 73% | 1 | 2 | 3 | 11 | 10 | 12 | 1 | 0 | 2 | 18 | 9 | 35 |
| García, Héctor | 12 | 92 | 0 | 22 | 3 | 17 | 18% | 5 | 14 | 36% | 3 | 6 | 50% | 6 | 7 | 13 | 4 | 6 | 3 | 1 | 3 | 0 | 15 | 9 | 8 |
| B Tomas, Marko | 21 | 460 | 11 | 144 | 17 | 56 | 30% | 35 | 68 | 51% | 23 | 34 | 68% | 24 | 34 | 58 | 26 | 20 | 15 | 1 | 2 | 1 | 64 | 41 | 126 |
| B Sinanovic, N. | 9 | 51 | 0 | 10 | 0 | 1 | 0% | 5 | 10 | 50% | 0 | 0 | | 3 | 10 | 13 | 1 | 1 | 3 | 4 | 0 | 1 | 9 | 3 | 14 |
| B González, Oscar | 3 | 9 | 1 | 0 | 0 | 3 | 0% | 0 | 0 | | 0 | 0 | | 0 | 1 | 1 | 1 | 0 | 0 | 0 | 0 | 0 | 2 | 2 | -1 |
| Datos de Equipo | 30 | | | | 0 | 0 | | 0 | 0 | | 0 | 0 | | 31 | 54 | 85 | 0 | 14 | 20 | 0 | 0 | 0 | 1 | 8 | 86 |
| Totales | | 6050 | | 2307 | 229 | 648 | 35% | 547 | 1102 | 50% | 526 | 699 | 75% | 356 | 669 | 1025 | 363 | 261 | 393 | 110 | 57 | 56 | 733 | 688 | 2424 |

PROMEDIOS

| | Par jug | Min jug | 5i | Puntos | | Tiros de 3 | | | Tiros de 2 | | | Tiros libres | | | Rebotes | | | Asi efe | Balones | | Tapones | | Faltas | | |
|-----------------|---------|---------|----|--------|-----|------------|-----|-----|------------|-----|-----|--------------|-----|-----|---------|-----|-----|---------|---------|-----|---------|-----|--------|-----|------|
| | | | | Tot | Max | Con | Int | % | Con | Int | % | Con | Int | % | Ofe | Def | Tot | | Rec | Per | Fav | Con | Mat | Com | Rec |
| Bullock, Louis | 28 | 29 | 27 | 16.9 | 2.1 | 5.6 | 37% | 3 | 6.5 | 46% | 4.7 | 5.3 | 89% | 0.4 | 1.5 | 1.9 | 2.4 | 1.4 | 1.5 | 0 | 0.4 | 0 | 2.9 | 4.8 | 14.9 |
| Reyes, Felipe | 30 | 26 | 28 | 10.5 | 0 | 0 | | 3.7 | 7.7 | 49% | 3.1 | 4.8 | 64% | 2.4 | 5 | 7.5 | 1.1 | 1.5 | 1.5 | 0.7 | 0.4 | 0.4 | 3.6 | 4.6 | 14.7 |
| Sonko, Mous | 30 | 25 | 20 | 6.2 | 1.1 | 3.2 | 33% | 1 | 1.9 | 50% | 1 | 1.3 | 79% | 0.5 | 1.2 | 1.6 | 1.8 | 0.7 | 1.4 | 0.2 | 0.2 | 0 | 2.7 | 1.9 | 4.7 |
| Rakocevic, Igor | 24 | 28 | 10 | 15.3 | 2 | 5.3 | 37% | 2.8 | 5.5 | 51% | 3.8 | 5 | 76% | 0.3 | 1.9 | 2.2 | 3.2 | 1 | 3 | 0 | 0.3 | 0.1 | 2.4 | 4.1 | 12.9 |
| Gélabale, M. | 29 | 23 | 14 | 7.1 | 0.6 | 1.7 | 33% | 1.8 | 3.8 | 48% | 1.8 | 2.3 | 76% | 1.2 | 2.2 | 3.4 | 1.3 | 0.4 | 1.4 | 0.3 | 0 | 0.4 | 2.4 | 2 | 7 |
| Hervelle, Axel | 26 | 24 | 12 | 8.3 | 1.3 | 3.6 | 37% | 1.6 | 3 | 53% | 1.1 | 1.7 | 67% | 2 | 3.2 | 5.1 | 0.9 | 0.8 | | | | | | | |

RICOH MANRESA

Estadísticas acumuladas hasta la Jornada 30

TOTALES

| | Par | Puntos | | | Tiros de 3 | | | Tiros de 2 | | | Tiros libres | | | Rebotes | | | Asi | Balones | | Taponos | | | Faltas | | |
|------------------|-----|--------|-----|------|------------|-----|-----|------------|------|-----|--------------|-----|-----|---------|-----|------|-----|---------|-----|---------|-----|-----|--------|-----|------|
| | | jug | Min | 5i | Tot | Max | Con | Int | % | Con | Int | % | Con | Int | % | Ofe | | Def | Tot | efe | Rec | Per | Fav | Con | Mat |
| Oliver, Albert | 30 | 893 | 25 | 324 | 36 | 115 | 31% | 65 | 163 | 40% | 86 | 119 | 72% | 45 | 74 | 119 | 122 | 35 | 55 | 8 | 16 | 0 | 70 | 131 | 388 |
| Ricci, Phil | 29 | 809 | 28 | 352 | 8 | 30 | 27% | 128 | 217 | 59% | 72 | 115 | 63% | 49 | 115 | 164 | 29 | 20 | 57 | 31 | 15 | 30 | 84 | 97 | 383 |
| Laviña, Ferran | 29 | 799 | 28 | 329 | 42 | 137 | 31% | 59 | 115 | 51% | 85 | 106 | 80% | 24 | 57 | 81 | 72 | 36 | 50 | 5 | 7 | 1 | 84 | 107 | 317 |
| Maravic, Marko | 29 | 778 | 28 | 282 | 15 | 45 | 33% | 80 | 152 | 53% | 77 | 103 | 75% | 43 | 71 | 114 | 21 | 17 | 32 | 2 | 12 | 0 | 67 | 88 | 285 |
| Martínez, Rafa | 30 | 682 | 7 | 206 | 24 | 78 | 31% | 30 | 80 | 38% | 74 | 86 | 86% | 8 | 54 | 62 | 47 | 23 | 41 | 2 | 10 | 0 | 75 | 100 | 198 |
| White, Rodney | 16 | 549 | 15 | 333 | 30 | 100 | 30% | 95 | 181 | 52% | 53 | 69 | 77% | 28 | 69 | 97 | 35 | 31 | 56 | 7 | 16 | 17 | 44 | 58 | 273 |
| Sánchez, Diego | 30 | 419 | 2 | 139 | 25 | 73 | 34% | 19 | 38 | 50% | 26 | 38 | 68% | 13 | 54 | 67 | 12 | 15 | 12 | 2 | 3 | 5 | 52 | 34 | 123 |
| Rubio, Guillem | 28 | 394 | 2 | 130 | 2 | 4 | 50% | 40 | 79 | 51% | 44 | 55 | 80% | 37 | 45 | 82 | 5 | 10 | 26 | 2 | 8 | 2 | 50 | 52 | 145 |
| Bader, Marton | 15 | 178 | 2 | 50 | 0 | 4 | 0% | 19 | 35 | 54% | 12 | 16 | 75% | 20 | 23 | 43 | 1 | 2 | 12 | 5 | 4 | 5 | 22 | 10 | 49 |
| Riu, Eduard | 15 | 76 | 1 | 17 | 0 | 0 | | 5 | 11 | 45% | 7 | 9 | 78% | 7 | 5 | 12 | 1 | 4 | 0 | 1 | 2 | 0 | 20 | 15 | 20 |
| LLull, Sergi | 9 | 63 | 0 | 20 | 4 | 8 | 50% | 4 | 9 | 44% | 0 | 0 | | 2 | 1 | 3 | 5 | 1 | 8 | 1 | 1 | 0 | 7 | 0 | 5 |
| B Patterson, A. | 14 | 355 | 12 | 114 | 15 | 51 | 29% | 28 | 65 | 43% | 13 | 20 | 65% | 17 | 45 | 62 | 9 | 10 | 16 | 17 | 6 | 4 | 44 | 16 | 82 |
| B Navarro, David | 10 | 29 | 0 | 5 | 0 | 1 | 0% | 1 | 5 | 20% | 3 | 4 | 75% | 1 | 1 | 2 | 0 | 1 | 1 | 0 | 0 | 0 | 2 | 2 | 1 |
| Datos de Equipo | 30 | | | 0 | 0 | 0 | | 0 | 0 | | 0 | 0 | | 36 | 60 | 96 | 0 | 8 | 9 | 0 | 0 | 0 | 4 | 3 | 94 |
| Totales | | 6025 | | 2301 | 201 | 646 | 31% | 573 | 1150 | 50% | 552 | 740 | 75% | 330 | 674 | 1004 | 359 | 213 | 375 | 83 | 100 | 64 | 625 | 713 | 2363 |

PROMEDIOS

| | Par | Puntos | | | Tiros de 3 | | | Tiros de 2 | | | Tiros libres | | | Rebotes | | | Asi | Balones | | Taponos | | | Faltas | | | |
|------------------|-----|--------|-----|------|------------|------|-----|------------|------|-----|--------------|------|-----|---------|------|------|-----|---------|------|---------|-----|-----|--------|------|-------|-----|
| | | jug | Min | 5i | Tot | Max | Con | Int | % | Con | Int | % | Con | Int | % | Ofe | | Def | Tot | efe | Rec | Per | Fav | Con | Mat | Com |
| Oliver, Albert | 30 | 30 | 25 | 10.8 | 1.2 | 3.8 | 31% | 2.2 | 5.4 | 40% | 2.9 | 4 | 72% | 1.5 | 2.5 | 4 | 4.1 | 1.2 | 1.8 | 0.3 | 0.5 | 0 | 2.3 | 4.4 | 12.9 | |
| Ricci, Phil | 29 | 28 | 28 | 12.1 | 0.3 | 1 | 27% | 4.4 | 7.5 | 59% | 2.5 | 4 | 63% | 1.7 | 4 | 5.7 | 1 | 0.7 | 2 | 1.1 | 0.5 | 1 | 2.9 | 3.3 | 13.2 | |
| Laviña, Ferran | 29 | 28 | 28 | 11.3 | 1.4 | 4.7 | 31% | 2 | 4 | 51% | 2.9 | 3.7 | 80% | 0.8 | 2 | 2.8 | 2.5 | 1.2 | 1.7 | 0.2 | 0.2 | 0 | 2.9 | 3.7 | 10.9 | |
| Maravic, Marko | 29 | 27 | 28 | 9.7 | 0.5 | 1.6 | 33% | 2.8 | 5.2 | 53% | 2.7 | 3.6 | 75% | 1.5 | 2.4 | 3.9 | 0.7 | 0.6 | 1.1 | 0.1 | 0.4 | 0 | 2.3 | 3 | 9.8 | |
| Martínez, Rafa | 30 | 23 | 7 | 6.9 | 0.8 | 2.6 | 31% | 1 | 2.7 | 38% | 2.5 | 2.9 | 86% | 0.3 | 1.8 | 2.1 | 1.6 | 0.8 | 1.4 | 0.1 | 0.3 | 0 | 2.5 | 3.3 | 6.6 | |
| White, Rodney | 16 | 34 | 15 | 20.8 | 1.9 | 6.3 | 30% | 5.9 | 11.3 | 52% | 3.3 | 4.3 | 77% | 1.8 | 4.3 | 6.1 | 2.2 | 1.9 | 3.5 | 0.4 | 1 | 1.1 | 2.8 | 3.6 | 17.1 | |
| Sánchez, Diego | 30 | 14 | 2 | 4.6 | 0.8 | 2.4 | 34% | 0.6 | 1.3 | 50% | 0.9 | 1.3 | 68% | 0.4 | 1.8 | 2.2 | 0.4 | 0.5 | 0.4 | 0.1 | 0.1 | 0.2 | 1.7 | 1.1 | 4.1 | |
| Rubio, Guillem | 28 | 14 | 2 | 4.6 | 0.1 | 0.1 | 50% | 1.4 | 2.8 | 51% | 1.6 | 2 | 80% | 1.3 | 1.6 | 2.9 | 0.2 | 0.4 | 0.9 | 0.1 | 0.3 | 0.1 | 1.8 | 1.9 | 5.2 | |
| Bader, Marton | 15 | 12 | 2 | 3.3 | 0 | 0.3 | 0% | 1.3 | 2.3 | 54% | 0.8 | 1.1 | 75% | 1.3 | 1.5 | 2.9 | 0.1 | 0.1 | 0.8 | 0.3 | 0.3 | 0.3 | 1.5 | 0.7 | 3.3 | |
| Riu, Eduard | 15 | 5 | 1 | 1.1 | 0 | 0 | | 0.3 | 0.7 | 45% | 0.5 | 0.6 | 78% | 0.5 | 0.3 | 0.8 | 0.1 | 0.3 | 0 | 0.1 | 0.1 | 0 | 1.3 | 1 | 1.3 | |
| LLull, Sergi | 9 | 7 | 0 | 2.2 | 0.4 | 0.9 | 50% | 0.4 | 1 | 44% | 0 | 0 | | 0.2 | 0.1 | 0.3 | 0.6 | 0.1 | 0.9 | 0.1 | 0.1 | 0 | 0.8 | 0 | 0.6 | |
| B Patterson, A. | 14 | 25 | 12 | 8.1 | 1.1 | 3.6 | 29% | 2 | 4.6 | 43% | 0.9 | 1.4 | 65% | 1.2 | 3.2 | 4.4 | 0.6 | 0.7 | 1.1 | 1.2 | 0.4 | 0.3 | 3.1 | 1.1 | 5.9 | |
| B Navarro, David | 10 | 3 | 0 | 0.5 | 0 | 0.1 | 0% | 0.1 | 0.5 | 20% | 0.3 | 0.4 | 75% | 0.1 | 0.1 | 0.2 | 0 | 0.1 | 0.1 | 0 | 0 | 0 | 2.0 | 0.2 | 0.1 | |
| Datos de Equipo | 30 | | | 0 | 0 | 0 | | 0 | 0 | | 1.2 | 2 | 3.2 | 0.3 | 0.3 | 0.3 | 0.3 | 0.3 | 0.3 | 0.3 | 0 | 0 | 0 | 1.0 | 1 | 3.1 |
| Totales | | 201 | | 76.7 | 6.7 | 21.5 | 31% | 19.1 | 38.3 | 50% | 18.4 | 24.7 | 75% | 11 | 22.5 | 33.5 | 12 | 7.1 | 12.5 | 2.8 | 3.3 | 2.1 | 120.8 | 23.8 | 878.8 | |

TAU CERÁMICA

Estadísticas acumuladas hasta la Jornada 30

TOTALES

| | Par | Puntos | | | Tiros de 3 | | | Tiros de 2 | | | Tiros libres | | | Rebotes | | | Asi | Balones | | Taponos | | | Faltas | | |
|-----------------|-----|--------|-----|------|------------|-----|-----|------------|------|-----|--------------|-----|-----|---------|-----|-----|-----|---------|-----|---------|-----|-----|--------|-----|------|
| | | jug | Min | 5i | Tot | Max | Con | Int | % | Con | Int | % | Con | Int | % | Ofe | | Def | Tot | efe | Rec | Per | Fav | Con | Mat |
| Prigioni, Pablo | 29 | 829 | 28 | 258 | 38 | 99 | 38% | 48 | 74 | 65% | 48 | 57 | 84% | 19 | 53 | 72 | 200 | 75 | 79 | 1 | 4 | 3 | 61 | 75 | 441 |
| Scola, Luis | 29 | 821 | 29 | 481 | 0 | 1 | 0% | 197 | 314 | 63% | 87 | 125 | 70% | 70 | 116 | 186 | 54 | 35 | 63 | 17 | 16 | 8 | 111 | 164 | 591 |
| Jacobsen, Casey | 30 | 691 | 29 | 219 | 36 | 107 | 34% | 34 | 59 | 58% | 43 | 56 | 77% | 13 | 62 | 75 | 20 | 28 | 38 | 4 | 5 | 1 | 57 | 66 | 203 |
| Hansen, Travis | 28 | 683 | 18 | 305 | 54 | 134 | 40% | 49 | 95 | 52% | 45 | 55 | 82% | 26 | 73 | 99 | 27 | 30 | 31 | 15 | 3 | 18 | 70 | 41 | 277 |
| Splitter, Tiago | 27 | 620 | 9 | 280 | 1 | 2 | 50% | 108 | 168 | 64% | 61 | 103 | 59% | 30 | 95 | 125 | 22 | 27 | 30 | 24 | 14 | 20 | 84 | 80 | 327 |
| Erdogan, Serkan | 28 | 604 | 12 | 313 | 47 | 110 | 43% | 54 | 117 | 46% | 64 | 85 | 75% | 10 | 27 | 37 | 27 | 18 | 35 | 0 | 9 | 1 | 67 | 77 | 214 |
| David, Kornel | 30 | 602 | 21 | 233 | 2 | 8 | 25% | 89 | 161 | 55% | 49 | 57 | 86% | 30 | 81 | 111 | 11 | 20 | 28 | 11 | 4 | 11 | 86 | 58 | 240 |
| Vidal, Sergi | 27 | 439 | 1 | 131 | 12 | 37 | 32% | 29 | 48 | 60% | 37 | 51 | 73% | 22 | 56 | 78 | 40 | 23 | 19 | 0 | 2 | 3 | 27 | 50 | 216 |
| Ukic, Roko | 27 | 351 | 2 | 155 | 12 | 44 | 27% | 45 | 99 | 45% | 29 | 43 | 67% | 17 | 23 | 40 | 41 | 13 | 11 | 2 | 14 | 1 | 40 | 38 | 124 |
| Drobnjak, P. | 28 | 343 | 1 | 136 | 3 | 14 | 21% | 50 | 95 | 53% | 27 | 36 | 75% | 14 | 52 | 66 | 19 | 7 | 14 | 7 | 5 | 4 | 44 | 28 | 135 |
| Grimau, Jordi | 5 | 18 | 0 | 10 | 2 | 4 | 50% | 2 | 4 | 50% | 0 | 0 | | 1 | 2 | 3 | 1 | 0 | 2 | 0 | 1 | 0 | 2 | 0 | 5 |
| Datos de Equipo | 30 | | | 0 | 0 | 0 | | 0 | 0 | | 0 | 0 | | 21 | 43 | 64 | 0 | 15 | 12 | 0 | 0 | 0 | 4 | 7 | 70 |
| Totales | | 6000 | | 2521 | 207 | 560 | 37% | 705 | 1234 | 57% | 490 | 668 | 73% | 273 | 683 | 956 | 462 | 291 | 362 | 81 | 77 | 70 | 653 | 684 | 2843 |

PROMEDIOS

| | Par | Puntos | | | Tiros de 3 | | | Tiros de 2 | | | Tiros libres | | | Rebotes | | | Asi | Balones | | Taponos | | | Faltas | | |
|-----------------|-----|--------|-----|------|------------|-----|-----|------------|------|-----|--------------|-----|-----|---------|-----|-----|-----|---------|-----|---------|-----|-----|--------|-----|------|
| | | jug | Min | 5i | Tot | Max | Con | Int | % | Con | Int | % | Con | Int | % | Ofe | | Def | Tot | efe | Rec | Per | Fav | Con | Mat |
| Prigioni, Pablo | 29 | 29 | 28 | 8.9 | 1.3 | 3.4 | 38% | 1.7 | 2.6 | 65% | 1.7 | 2 | 84% | 0.7 | 1.8 | 2.5 | 6.9 | 2.6 | 2.7 | 0 | 0.1 | 0.1 | 2.1 | 2.6 | 15.2 |
| Scola, Luis | 29 | 28 | 29 | 16.6 | 0 | 0 | | 6.8 | 10.8 | 63% | 3 | 4.3 | 70% | 2.4 | 4 | 6.4 | 1.9 | 1.2 | 2.2 | 0.6 | 0.6 | 0.3 | 3.8 | 5.7 | 20.4 |
| Jacobsen, Casey | 30 | 23 | 29 | 7.3 | 1.2 | 3.6 | 34% | 1.1 | 2 | 58% | 1.4 | 1.9 | 77% | 0.4 | 2.1 | 2.5 | 0.7 | 0.9 | 1.3 | 0.1 | 0.2 | 0 | 1.9 | 2.2 | 6.8 |
| Hansen, Travis | 28 | 24 | 18 | 10.9 | 1.9 | 4.8 | 40% | 1.8 | 3.4 | 52% | 1.6 | 2 | 82% | 0.9 | 2.6 | 3.5 | 1 | 1.1 | 1.1 | 0.5 | 0.1 | 0.6 | 2.5 | 1.5 | 9.9 |
| Splitter, Tiago | 27 | 23 | 9 | 10.4 | 0 | 0.1 | 50% | 4 | 6.2 | 64% | 2.3 | 3.8 | 59% | 1.1 | 3.5 | 4.6 | 0.8 | 1 | 1.1 | 0.9 | | | | | |

TOTALES

| | Par | | Min | | Puntos | | Tiros de 3 | | | Tiros de 2 | | | Tiros libres | | | Rebotes | | | Asi | Balones | | Tapones | | Faltas | | | |
|-------------------|-----|----|------|----|--------|-----|------------|-----|-----|------------|------|------|--------------|-----|-----|---------|-----|-----|-----|---------|-----|---------|-----|--------|-----|-----|------|
| | jug | 5i | jug | 5i | Tot | Max | Con | Int | % | Con | Int | % | Con | Int | % | Ofe | Def | Tot | efe | Rec | Per | Fav | Con | Mat | Com | Rec | Val |
| Garbajosa, J. | 27 | 27 | 894 | 27 | 343 | | 45 | 146 | 31% | 59 | 110 | 54% | 90 | 107 | 84% | 21 | 153 | 174 | 58 | 48 | 43 | 25 | 5 | 1 | 56 | 117 | 492 |
| Brown, Marcus | 30 | 28 | 818 | 28 | 454 | | 41 | 111 | 37% | 99 | 173 | 57% | 133 | 152 | 88% | 13 | 38 | 51 | 64 | 28 | 58 | 1 | 6 | 0 | 93 | 161 | 439 |
| Sánchez, Pepe | 29 | 21 | 666 | 21 | 196 | | 21 | 61 | 34% | 48 | 83 | 58% | 37 | 44 | 84% | 25 | 112 | 137 | 120 | 40 | 61 | 0 | 2 | 0 | 59 | 44 | 333 |
| Rodríguez, B. | 30 | 2 | 641 | 2 | 287 | | 25 | 69 | 36% | 73 | 110 | 66% | 66 | 79 | 84% | 19 | 36 | 55 | 57 | 26 | 43 | 3 | 2 | 0 | 78 | 73 | 278 |
| Santiago, D. | 28 | 25 | 613 | 25 | 287 | | 0 | 2 | 0% | 104 | 184 | 57% | 79 | 111 | 71% | 35 | 73 | 108 | 14 | 29 | 63 | 31 | 8 | 28 | 93 | 123 | 314 |
| Herrmann, W. | 24 | 21 | 590 | 21 | 306 | | 55 | 122 | 45% | 51 | 93 | 55% | 39 | 49 | 80% | 22 | 62 | 84 | 16 | 18 | 21 | 5 | 5 | 3 | 36 | 47 | 295 |
| Cabezas, Carlos | 29 | 9 | 558 | 9 | 238 | | 27 | 53 | 51% | 56 | 81 | 69% | 45 | 61 | 74% | 9 | 33 | 42 | 53 | 14 | 40 | 0 | 6 | 0 | 56 | 57 | 235 |
| Pietrus, F. | 30 | 7 | 556 | 7 | 107 | | 4 | 20 | 20% | 25 | 49 | 51% | 45 | 61 | 74% | 38 | 64 | 102 | 14 | 26 | 33 | 21 | 3 | 12 | 100 | 63 | 141 |
| Risacher, S. | 29 | 9 | 395 | 9 | 116 | | 13 | 42 | 31% | 32 | 55 | 58% | 13 | 19 | 68% | 8 | 40 | 48 | 20 | 10 | 21 | 3 | 4 | 1 | 36 | 21 | 99 |
| Nicevic, Sandro | 11 | 1 | 172 | 1 | 76 | | 0 | 0 | | 33 | 63 | 52% | 10 | 13 | 77% | 14 | 25 | 39 | 3 | 3 | 13 | 7 | 3 | 2 | 18 | 13 | 74 |
| Lázaro, Jesús | 12 | 0 | 42 | 0 | 7 | | 1 | 6 | 17% | 2 | 5 | 40% | 0 | 0 | | 0 | 4 | 4 | 3 | 3 | 1 | 1 | 1 | 0 | 8 | 3 | 3 |
| Sánchez, A. | 5 | 0 | 19 | 0 | 10 | | 1 | 3 | 33% | 2 | 2 | 100% | 3 | 5 | 60% | 0 | 2 | 2 | 1 | 0 | 1 | 0 | 0 | 0 | 2 | 3 | 9 |
| B Makshantsev, S. | 5 | 0 | 32 | 0 | 9 | | 0 | 0 | | 4 | 10 | 40% | 1 | 2 | 50% | 1 | 4 | 5 | 2 | 1 | 4 | 0 | 2 | 0 | 5 | 3 | 2 |
| B Grgat, Ivan | 2 | 0 | 5 | 0 | 2 | | 0 | 0 | | 1 | 2 | 50% | 0 | 0 | | 0 | 0 | 0 | 0 | 0 | 0 | 0 | 0 | 0 | 0 | 0 | 1 |
| Datos de Equipo | 30 | | | | 0 | | 0 | 0 | | 0 | 0 | | 0 | 0 | | 28 | 47 | 75 | 0 | 11 | 9 | 0 | 0 | 0 | 5 | 8 | 80 |
| Totales | | | 6000 | | 2438 | | 233 | 635 | 37% | 589 | 1020 | 58% | 561 | 703 | 80% | 233 | 693 | 926 | 425 | 257 | 411 | 97 | 53 | 47 | 645 | 736 | 2795 |

PROMEDIOS

| | Par | | Min | | Puntos | | Tiros de 3 | | | Tiros de 2 | | | Tiros libres | | | Rebotes | | | Asi | Balones | | Tapones | | Faltas | | | |
|-------------------|-----|----|-----|----|--------|-----|------------|------|-----|------------|-----|------|--------------|------|-----|---------|------|------|------|---------|------|---------|-----|--------|------|------|-------|
| | jug | 5i | jug | 5i | Tot | Max | Con | Int | % | Con | Int | % | Con | Int | % | Ofe | Def | Tot | efe | Rec | Per | Fav | Con | Mat | Com | Rec | Val |
| Garbajosa, J. | 27 | 27 | 33 | 27 | 12.7 | | 1.7 | 5.4 | 31% | 2.2 | 4.1 | 54% | 3.3 | 4 | 84% | 0.8 | 5.7 | 6.4 | 2.1 | 1.8 | 1.6 | 0.9 | 0.2 | 0 | 2.1 | 4.3 | 18.2 |
| Brown, Marcus | 30 | 27 | 27 | 28 | 15.1 | | 1.4 | 3.7 | 37% | 3.3 | 5.8 | 57% | 4.4 | 5.1 | 88% | 0.4 | 1.3 | 1.7 | 2.1 | 0.9 | 1.9 | 0 | 0.2 | 0 | 3.1 | 5.4 | 14.6 |
| Sánchez, Pepe | 29 | 21 | 23 | 21 | 6.8 | | 0.7 | 2.1 | 34% | 1.7 | 2.9 | 58% | 1.3 | 1.5 | 84% | 0.9 | 3.9 | 4.7 | 4.1 | 1.4 | 2.1 | 0 | 0.1 | 0 | 2 | 1.5 | 11.5 |
| Rodríguez, B. | 30 | 2 | 21 | 2 | 9.6 | | 0.8 | 2.3 | 36% | 2.4 | 3.7 | 66% | 2.2 | 2.6 | 84% | 0.6 | 1.2 | 1.8 | 1.9 | 0.9 | 1.4 | 0.1 | 0.3 | 0 | 2.6 | 2.4 | 9.3 |
| Santiago, D. | 28 | 25 | 22 | 25 | 10.3 | | 0 | 0.1 | 0% | 3.7 | 6.6 | 57% | 2.8 | 4 | 71% | 1.3 | 2.6 | 3.9 | 0.5 | 1 | 2.3 | 1.1 | 0.3 | 1 | 3.3 | 4.4 | 11.2 |
| Herrmann, W. | 24 | 21 | 25 | 21 | 12.8 | | 2.3 | 5.1 | 45% | 2.1 | 3.9 | 55% | 1.6 | 2 | 80% | 0.9 | 2.6 | 3.5 | 0.7 | 0.8 | 0.9 | 0.2 | 0.2 | 0.1 | 1.5 | 2 | 12.3 |
| Cabezas, Carlos | 29 | 9 | 19 | 9 | 8.2 | | 0.9 | 1.8 | 51% | 1.9 | 2.8 | 69% | 1.6 | 2.1 | 74% | 0.3 | 1.1 | 1.4 | 1.8 | 0.5 | 1.4 | 0 | 0.2 | 0 | 1.9 | 2 | 8.1 |
| Pietrus, F. | 30 | 7 | 19 | 7 | 3.6 | | 0.1 | 0.7 | 20% | 0.8 | 1.6 | 51% | 1.5 | 2 | 74% | 1.3 | 2.1 | 3.4 | 0.5 | 0.9 | 1.1 | 0.7 | 0.1 | 0.4 | 3.3 | 2.1 | 4.7 |
| Risacher, S. | 29 | 9 | 14 | 9 | 4 | | 0.4 | 1.4 | 31% | 1.1 | 1.9 | 58% | 0.4 | 0.7 | 68% | 0.3 | 1.4 | 1.7 | 0.7 | 0.3 | 0.7 | 0.1 | 0.1 | 0 | 1.2 | 0.7 | 3.4 |
| Nicevic, Sandro | 11 | 1 | 16 | 1 | 6.9 | | 0 | 0 | | 3 | 5.7 | 52% | 0.9 | 1.2 | 77% | 1.3 | 2.3 | 3.5 | 0.3 | 0.3 | 1.2 | 0.6 | 0.3 | 0.2 | 1.6 | 1.2 | 6.7 |
| Lázaro, Jesús | 12 | 0 | 3 | 0 | 0.6 | | 0.1 | 0.5 | 17% | 0.2 | 0.4 | 40% | 0 | 0 | | 0 | 0.3 | 0.3 | 0.3 | 0.3 | 0.1 | 0.1 | 0.1 | 0 | 0.7 | 0.3 | 0.3 |
| Sánchez, A. | 5 | 0 | 4 | 0 | 2 | | 0.2 | 0.6 | 33% | 0.4 | 0.4 | 100% | 0.6 | 1 | 60% | 0 | 0.4 | 0.4 | 0.2 | 0 | 0.2 | 0 | 0 | 0 | 0.4 | 0.6 | 1.8 |
| B Makshantsev, S. | 5 | 0 | 6 | 0 | 1.8 | | 0 | 0 | | 0.8 | 2 | 40% | 0.2 | 0.4 | 50% | 0.2 | 0.8 | 1 | 0.4 | 0.2 | 0.8 | 0 | 0.4 | 0 | 1 | 0.6 | 0.4 |
| B Grgat, Ivan | 2 | 0 | 2 | 0 | 1 | | 0 | 0 | | 0.5 | 1 | 50% | 0 | 0 | | 0 | 0 | 0 | 0 | 0 | 0 | 0 | 0 | 0 | 0 | 0 | 0.5 |
| Datos de Equipo | 30 | | | | | | | | | | | | | | | 0.9 | 1.6 | 2.5 | | 0.4 | 0.3 | | | | 0.2 | 0.3 | 2.7 |
| Totales | | | 200 | | 81.3 | | 7.8 | 21.2 | 37% | 19.6 | 34 | 58% | 18.7 | 23.4 | 80% | 7.8 | 23.1 | 30.9 | 14.2 | 8.6 | 13.7 | 3.2 | 1.8 | 1.6 | 21.5 | 24.5 | 593.2 |

WINTERTHUR F.C. BARCELONA

Estadísticas acumuladas hasta la Jornada 30

TOTALES

| | Par | | Min | | Puntos | | Tiros de 3 | | | Tiros de 2 | | | Tiros libres | | | Rebotes | | | Asi | Balones | | Tapones | | Faltas | | | |
|------------------|-----|----|------|----|--------|-----|------------|-----|-----|------------|------|-----|--------------|-----|-----|---------|-----|-----|-----|---------|-----|---------|-----|--------|-----|-----|------|
| | jug | 5i | jug | 5i | Tot | Max | Con | Int | % | Con | Int | % | Con | Int | % | Ofe | Def | Tot | efe | Rec | Per | Fav | Con | Mat | Com | Rec | Val |
| Williams, S. | 27 | 27 | 823 | 27 | 345 | | 52 | 124 | 42% | 68 | 142 | 48% | 53 | 61 | 87% | 15 | 63 | 78 | 146 | 34 | 56 | 1 | 13 | 2 | 63 | 101 | 419 |
| Navarro, J.C. | 26 | 22 | 773 | 22 | 454 | | 65 | 151 | 43% | 87 | 163 | 53% | 85 | 95 | 89% | 7 | 46 | 53 | 76 | 25 | 51 | 0 | 8 | 0 | 57 | 117 | 437 |
| Marconato, D. | 30 | 29 | 709 | 29 | 254 | | 0 | 1 | 0% | 104 | 170 | 61% | 46 | 58 | 79% | 52 | 147 | 199 | 29 | 32 | 38 | 32 | 10 | 15 | 85 | 54 | 388 |
| Kakiouzis, M. | 30 | 8 | 645 | 8 | 316 | | 25 | 73 | 34% | 103 | 143 | 72% | 35 | 43 | 81% | 38 | 64 | 102 | 19 | 26 | 22 | 4 | 10 | 1 | 59 | 39 | 319 |
| Basile, G. | 30 | 8 | 629 | 8 | 245 | | 53 | 151 | 35% | 27 | 59 | 46% | 32 | 41 | 78% | 10 | 47 | 57 | 33 | 21 | 29 | 1 | 6 | 0 | 62 | 48 | 169 |
| Thornton,Bootsy | 24 | 17 | 520 | 17 | 199 | | 19 | 58 | 33% | 60 | 106 | 57% | 22 | 29 | 76% | 21 | 54 | 75 | 42 | 21 | 30 | 1 | 4 | 2 | 61 | 52 | 203 |
| Fucka, Gregor | 28 | 24 | 505 | 24 | 182 | | 1 | 6 | 17% | 78 | 138 | 57% | 23 | 42 | 55% | 43 | 52 | 95 | 32 | 15 | 30 | 26 | 5 | 10 | 52 | 49 | 228 |
| De la Fuente, R | 27 | 13 | 430 | 13 | 101 | | 7 | 27 | 26% | 35 | 72 | 49% | 10 | 11 | 91% | 16 | 25 | 41 | 30 | 13 | 25 | 3 | 5 | 2 | 48 | 26 | 78 |
| Trias, Jordi | 26 | 7 | 331 | 7 | 127 | | 5 | 8 | 63% | 47 | 76 | 62% | 18 | 26 | 69% | 18 | 40 | 58 | 23 | 7 | 22 | 20 | 5 | 16 | 37 | 23 | 154 |
| Grimau, Roger | 21 | 1 | 238 | 1 | 89 | | 7 | 29 | 24% | 24 | 40 | 60% | 20 | 25 | 80% | 12 | 21 | 33 | 19 | 9 | 10 | 1 | 2 | 3 | 50 | 28 | 74 |
| Gasol, Marc | 21 | 0 | 210 | 0 | 65 | | 0 | 0 | | 23 | 38 | 61% | 19 | 34 | 56% | 19 | 39 | 58 | 8 | 7 | 17 | 16 | 2 | 3 | 33 | 35 | 107 |
| Sada, Víctor | 10 | 0 | 91 | 0 | 27 | | 4 | 8 | 50% | 5 | 10 | 50% | 5 | 7 | 71% | 3 | 9 | 12 | 20 | 2 | 6 | 0 | 0 | 1 | 11 | 9 | 42 |
| Cota, Ed | 8 | 1 | 82 | 1 | 11 | | 0 | 3 | 0% | 5 | 11 | 45% | 1 | 2 | 50% | 3 | 4 | 7 | 5 | 2 | 8 | 0 | 1 | 0 | 3 | 4 | 7 |
| B Vujanic, Milos | 5 | 1 | 40 | 1 | 16 | | 4 | 9 | 44% | 2 | 4 | 50% | 0 | 0 | | 0 | 0 | 0 | 6 | 2 | 3 | 0 | 1 | 0 | 5 | 3 | 11 |
| Datos de Equipo | 30 | | | | 0 | | 0 | 0 | | 0 | 0 | | 0 | 0 | | 37 | 58 | 95 | 0 | 17 | 4 | 0 | 0 | 0 | 0 | 1 | 109 |
| Totales | | | 6025 | | 2431 | | 242 | 648 | 37% | 668 | 1172 | 57% | 369 | 474 | 78% | 294 | 669 | 963 | 488 | 233 | 351 | 105 | 72 | 55 | 626 | 589 | 2745 |

PROXIMAS JORNADAS

ACB

Jornada

31

| | | | | |
|--|--|------------|----------------|---------|
| LECHE RÍO - REAL MADRID | Sábado | 29-04-2006 | 18.30 h. | TVG |
| ADECCO ESTUDIANTES - CAJA SAN FERNANDO | Sábado | 29-04-2006 | 19.00 h. | - |
| AKASVAYU GIRONA - UNICAJA | Sábado | 29-04-2006 | 20.30 h. | TDP |
| PAMESA VALENCIA - FÓRUM VALLADOLID | Domingo | 30-04-2006 | 12.30 h. | PT2 |
| GRAN CANARIA GRUPO DUNAS - ETOSAALICANTE | Sábado | 29-04-2006 | 18.00 h. (Ins) | - |
| DKV JOVENTUT - WINTERTHUR F.C. BARCELONA | (Aplazado - Fecha y horario por confirmar) | | | |
| RICOH MANRESA - LAGUN ARO BILBAO BASKET | Domingo | 30-04-2006 | 12.30 h. | C33 CRR |
| C.B. GRANADA - ALTA GESTIÓN FUENLABRADA | Domingo | 30-04-2006 | 12.30 h. | C2A TM |
| TAU CERÁMICA - LLANERA MENORCA | (Aplazado - Fecha y horario por confirmar) | | | |

La2 TVE | C33 - Canal33 Catalunya | TM - Telemadrid | TVC - Televisión Canarias | C2A - Canal 2 Andalucía | PT2 - Punt 2 Valencia | IB3 - Illes Balears 3 | TVG - Televisión de Galicia | CRR - Grupo Correo

PRECEDENTES JORNADA 31

| | Precedentes del partido | Victorias locales (última) | Victorias visitantes (última) |
|---|-------------------------|----------------------------|-------------------------------|
| LECHE RÍO - REAL MADRID | 21 | 3 (13/03/2003) | 18 (13/03/2005) |
| ADECCO ESTUDIANTES - CAJA SAN FERNANDO | 17 | 13 (11/05/2005) | 4 (26/09/1998) |
| AKASVAYU GIRONA - UNICAJA | 16 | 7 (26/10/2003) | 9 (06/03/2005) |
| PAMESA VALENCIA - FÓRUM VALLADOLID | 16 | 9 (30/04/2005) | 7 (07/05/2002) |
| GRAN CANARIA GRUPO DUNAS - ETOSA ALICANTE | 4 | 3 (27/03/2004) | 1 (09/01/2005) |
| DKV JOVENTUT - WINTERTHUR F.C. BARCELONA | 67 | 43 (19/12/2004) | 24 (09/11/2003) |
| RICOH MANRESA - LAGUN ARO BILBAO BASKET | 1 | 1 (17/04/2005) | 0 |
| C.B. GRANADA - ALTA GESTIÓN FUENLABRADA | 4 | 1 (05/01/1997) | 3 (02/11/2002) |
| TAU CERÁMICA - LLANERA MENORCA | INÉDITO | INÉDITO | INÉDITO |



Toda la actualidad ACB
cada lunes a las

20.30

[a las 19.30 en Catalunya]





Servicio de Radio ACB

Información (93) 417.24.04
RDSI (93) 254.02.65

Para recibir los cortes de voz en formato MP3 a través de correo electrónico contactar con : jcerda@liga-acb.es